



Daily Report for Ownership Changes

13th of November 2023 Session

									13-Nov			
Company	Qatari				GCC				Foreigners			
	Daily Chg.	Last 5 Sessions Chg.	Last 10 Sessions Chg.	Last 20 Sessions Chg.	Daily Chg.	Last 5 Sessions Chg.	Last 10 Sessions Chg.	Last 20 Sessions Chg.	Daily Chg.	Last 5 Sessions Chg.	Last 10 Sessions Chg.	Last 20 Sessions Chg.
QNBK	-376,535	-1,330,432	-502,745	2,634,047	25,000	-25,000	-46,630	-216,627	351,535	1,355,432	549,375	-2,417,420
QIBK	-49,507	-460,957	-35,997	1,097,265	2,585	1,937	-8,461	-25,539	46,922	459,020	44,458	-1,071,726
CBQK	-305,949	-128,140	1,939,942	3,755,427	0	0	241,171	268,171	305,949	128,140	-2,181,113	-4,023,598
DHBK	104,231	-1,855,111	-4,253,434	-5,639,199	-6,696	-26,547	25,904	205,144	-97,535	1,881,658	4,227,530	5,434,055
ABQK	0	0	-598	-721	0	0	0	123	0	0	598	598
QIKK	-5,111	-433,247	-1,127,077	-363,706	0	0	0	10,000	5,111	433,247	1,127,077	353,706
MARK	-312,906	-1,036,930	-1,539,452	2,364,496	-58,627	-158,276	-200,745	-254,225	371,533	1,195,206	1,740,197	-2,110,271
DUBK	326,717	-195,285	440,008	353,711	25,819	26,148	12,613	29,951	-352,536	169,137	-452,621	-383,662
QFBQ	144,063	-697,932	-3,608,920	-557,188	12,082	78,397	102,015	23,425	-156,145	619,535	3,506,905	533,763
NLCS	357,692	889,820	4,467,257	5,167,540	0	-50,000	36,051	185,884	-357,692	-839,820	-4,503,308	-5,353,424
DBIS	27,779	-577,148	-318,273	-323,321	-1,973	157,093	154,297	131,894	-25,806	420,055	163,976	191,427
QOIS	-187,743	271,314	994,944	2,561,667	0	75	154,221	-361,807	187,743	-271,389	-1,149,165	-2,199,860
IHGS	-58,897	53,536	269,946	519,257	0	0	0	0	58,897	-53,536	-269,946	-519,257
ZHCD	0	1,992	-118	-2,191	0	0	0	0	0	-1,992	118	2,191
QGMD	303,097	198,569	953,126	144,581	-68,846	93,545	252,795	251,321	-234,251	-292,114	-1,205,921	-395,902
SIIS	1,070,283	438,241	8,313,598	7,441,488	-14,514	-35,421	-322,818	-541,388	-1,055,769	-402,820	-7,990,780	-6,900,100
BLDN	-412,690	263,956	2,123,752	517,282	0	92,137	-354,276	157,587	412,690	-356,093	-1,769,476	-674,869
MCGS	-65,221	58,532	713,275	872,083	0	0	0	0	65,221	-58,532	-713,275	-872,083
QCFS	0	0	0	0	0	0	0	0	0	0	0	0
QFLS	-14,584	358,750	1,383,344	1,575,359	0	-162,321	-162,721	-160,651	14,584	-196,429	-1,220,623	-1,414,708
WDAM	-1,683	615,982	648,207	342,738	32,819	30,615	-7,906	-66,577	-31,136	-646,597	-640,301	-276,161
MCCS	-70,097	-8,521	-373,575	35,619	0	561	561	322	70,097	7,960	373,014	-35,941
MERS	1,164	-69,708	-21,896	-44,226	0	3,792	3,792	3,792	-1,164	65,916	18,104	40,434
MEZA	-918,432	-1,973,570	-5,558,112	-9,835,547	11,301	6,301	3,414	-586	907,131	1,967,269	5,554,698	9,836,133
QIMD	0	-98,407	-367,493	-332,968	0	0	0	0	0	98,407	367,493	332,968

									13-Nov			
Company	Qatari				GCC				Foreigners			
	Daily Chg.	Last 5 Sessions Chg.	Last 10 Sessions Chg.	Last 20 Sessions Chg.	Daily Chg.	Last 5 Sessions Chg.	Last 10 Sessions Chg.	Last 20 Sessions Chg.	Daily Chg.	Last 5 Sessions Chg.	Last 10 Sessions Chg.	Last 20 Sessions Chg.
QNCD	-55,869	-144,374	103,900	488,281	0	0	0	0	55,869	144,374	-103,900	-488,281
IQCD	-165,872	-683,614	-2,369,321	-2,665,757	0	-1,334	104	-36,146	165,872	684,948	2,369,217	2,701,903
QIGD	12,710	17,345	86,208	-916,054	0	123,549	123,549	123,549	-12,710	-140,894	-209,757	792,505
QEWS	-41,990	-61,855	-529,136	-1,074,749	0	0	400	400	41,990	61,855	528,736	1,074,349
AHCS	71,308	58,082	-657,085	186,767	0	0	11,500	-4,490	-71,308	-58,082	645,585	-182,277
GISS	456,439	1,649,794	-48,829	-4,433,833	-22,085	-111,909	-149,401	-194,313	-434,354	-1,537,885	198,230	4,628,146
MPHC	-74,290	-793,947	-136,435	2,099,426	30,188	30,188	785,076	809,979	44,102	763,759	-648,641	-2,909,405
IGRD	465,667	212,722	-1,394,791	1,427,140	0	325,220	587,199	556,878	-465,667	-537,942	807,592	-1,984,018
QAMC	499,809	1,456,899	3,735,977	13,501,455	50,300	41,970	-184,455	109,658	-550,109	-1,498,869	-3,551,522	-13,611,113
QATI	-30,631	98,932	97,051	767,992	7,000	11,081	36,384	16,384	23,631	-110,013	-133,435	-784,376
DOHI	0	-10,930	58,963	79,409	0	0	-118,628	-118,628	0	10,930	59,665	39,219
QGRI	0	1,785	26,557	26,557	0	0	-10,000	-10,000	0	-1,785	-16,557	-16,557
AKHI	139,560	76,944	161,247	-1,001,588	0	18,564	18,564	18,564	-139,560	-95,508	-179,811	983,024
QISI	-1,355	-12,573	65,655	70,555	0	0	0	-31,570	1,355	12,573	-65,655	-38,985
BEMA	-2,690	-725	-16,571	-18,671	0	0	0	0	2,690	725	16,571	18,671
QLMI	120,204	598,192	1,484,940	1,505,410	0	12,000	31,400	31,400	-120,204	-610,192	-1,516,340	-1,536,810
UDCD	1,102,336	59,090	-1,052,237	-875,150	0	0	10,000	272,941	-1,102,336	-59,090	1,042,237	602,209
BRES	-267,452	-3,928,611	-7,418,419	-7,071,072	0	-53,997	-47,760	-17,735	267,452	3,982,608	7,466,179	7,088,807
ERES	300,653	-2,609,923	-5,335,812	-3,580,591	0	44,327	128,845	-17,498	-300,653	2,565,596	5,206,967	3,598,089
MRDS	225,761	-5,158,190	5,978,941	-5,425,866	0	314,842	124,007	467,170	-225,761	4,843,348	-6,102,948	4,958,696
ORDS	-63,040	-261,993	203,709	1,606,569	0	0	27,539	-260,551	63,040	261,993	-231,248	-1,346,018
VFQS	899,983	896,248	272,744	-2,784,730	0	-15,000	-343,680	-372,355	-899,983	-881,248	70,936	3,157,085
QNNS	103,285	60,966	-35,986	1,102,344	1,125	1,899	3,399	3,649	-104,410	-62,865	32,587	-1,105,993
GWCS	40,335	263,505	476,052	348,874	0	0	0	20,000	-40,335	-263,505	-476,052	-368,874
QGTS	47,787	2,807,488	-1,702,754	3,606,967	0	40,873	116,393	328,149	-47,787	-2,848,361	1,586,361	-3,935,116

Trading values by nationality for the last Session

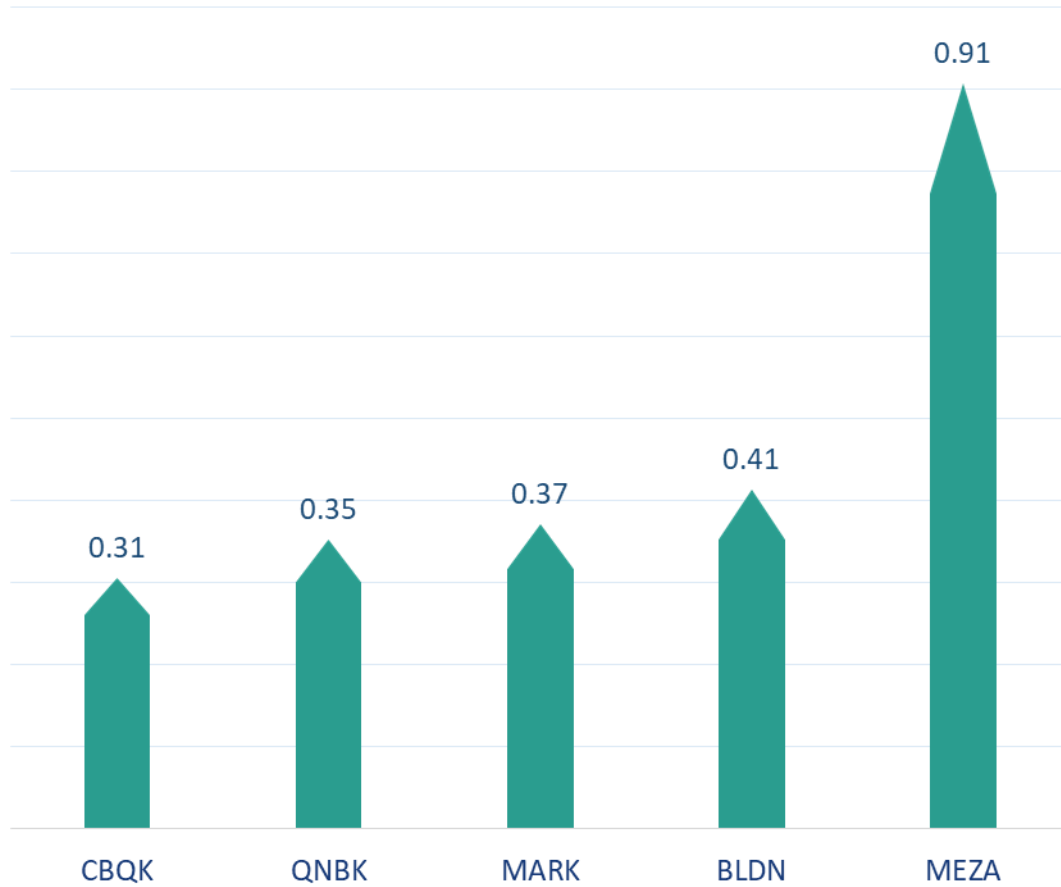
Nationality	Purchasing Value	Selling Value	Difference
Qataris	317.73	324.56	-6.83
GCC	29.78	28.85	0.93
Arab	52.22	50.55	1.67
Foreigners	69.24	65.01	4.24
Total	468.97	468.97	0.00

In million QAR

Trading by nationality for the last session

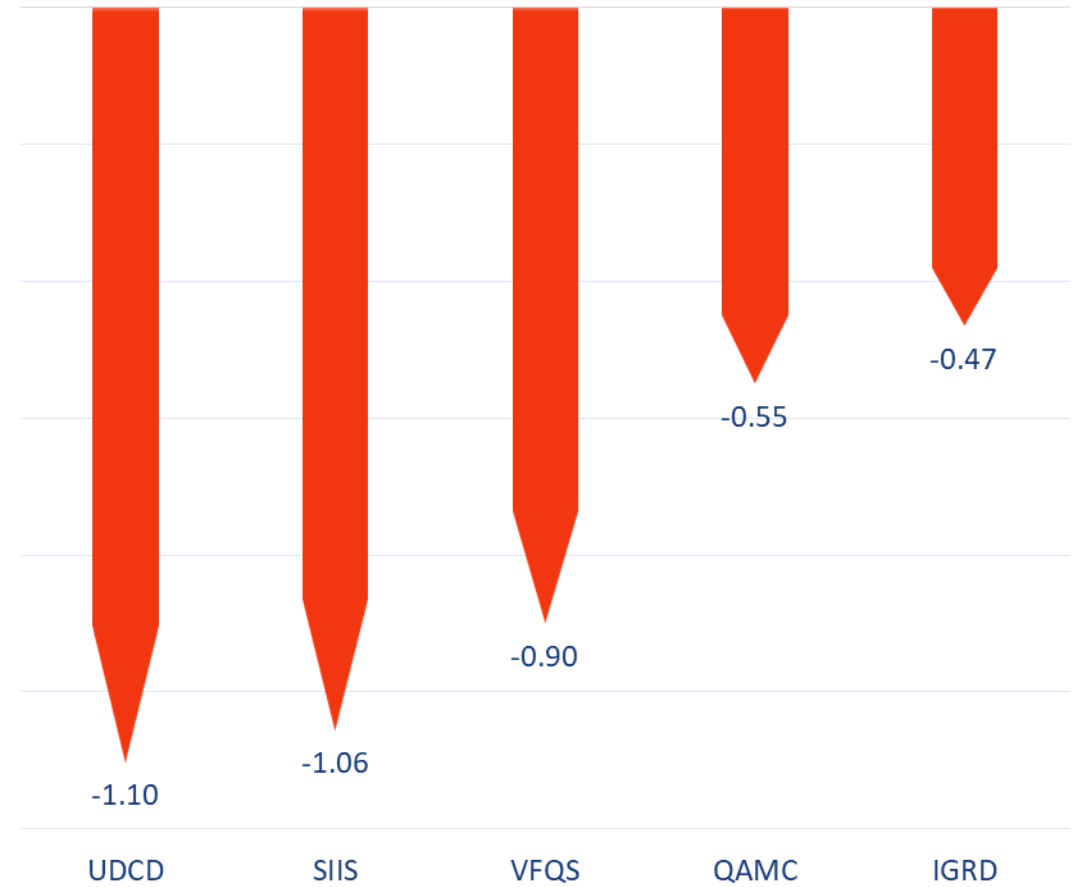
Nationality	Buy %	Sell %	Net
Qataris	67.75%	69.21%	-1.46%
GCC	6.35%	6.15%	0.20%
Arab	11.14%	10.78%	0.36%
Foreigners	24.58%	21.95%	0.90%

Top 5 Companies bought (net) by **Foreigners** in the last session



In million shares

Top 5 Companies sold (net) by **Foreigners** in the last session



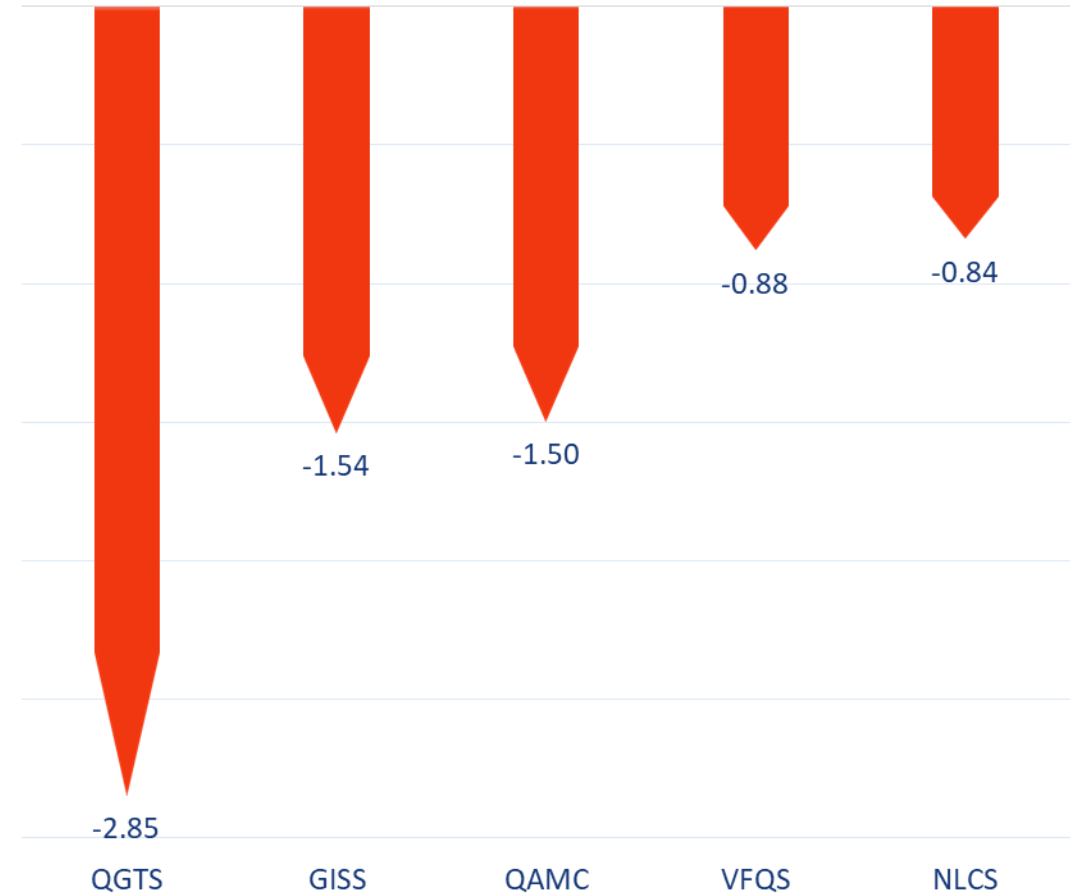
In million shares

Top 5 Companies bought (net) by **Foreigners** over the last 5 Sessions



In million shares

Top 5 Companies sold (net) by **Foreigners** over the last 5 Sessions



In million shares



The figures represent a change in the number of shares.

Daily Change: The net change between 13th and 12th of November trading sessions

Change for the last 5 sessions: The total daily net change for the last 5 sessions.

Change for the last 10 sessions: The total daily net change for the last 10 sessions.

Change for the last 20 sessions: The total daily net change for the last 20 sessions.

DISCLAIMER:

The information contained was obtained from various public sources believed to be reliable, but we do not guarantee its accuracy. Wasata Financial Securities makes no representations or warranties (express or implied) regarding the data and information provided and Wasata Financial Securities does not represent that the information content of this document is complete, or free from any error, not misleading, or fit for any particular purpose. This report document provides general information only. Neither the information nor any opinion expressed constitutes an offer or an invitation to make an offer, to buy or sell any securities or other investment products related to such securities or investments.

This report document contained is subject to change without prior notice. Wasata assumes no responsibility to update the information in this report document.



Prepared by Financial Advisory Department


وساطة
WASATA
للأوراق المالية
FINANCIAL SECURITIES

+974 44498880

ramzi.qasmieh@Wasata.qa