



Daily Report for Ownership Changes

14th of November 2023 Session

									14-Nov			
Company	Qatari				GCC				Foreigners			
	Daily Chg.	Last 5 Sessions Chg.	Last 10 Sessions Chg.	Last 20 Sessions Chg.	Daily Chg.	Last 5 Sessions Chg.	Last 10 Sessions Chg.	Last 20 Sessions Chg.	Daily Chg.	Last 5 Sessions Chg.	Last 10 Sessions Chg.	Last 20 Sessions Chg.
QNBK	721,514	-332,726	-971,328	2,986,118	49,000	74,000	3,289	-167,627	-770,514	258,726	968,039	-2,818,491
QIBK	170,563	-78,302	-237,929	1,194,491	0	1,937	-5,584	-25,539	-170,563	76,365	243,513	-1,168,952
CBQK	34,677	-522,204	944,433	3,389,946	0	0	241,171	268,171	-34,677	522,204	-1,185,604	-3,658,117
DHBK	-432,435	-1,435,548	-3,717,346	-6,064,411	0	-40,396	42,604	201,944	432,435	1,475,944	3,674,742	5,862,467
ABQK	0	0	-598	-721	0	0	0	123	0	0	598	598
QIIK	-71,023	-233,885	-1,371,968	-392,449	0	0	0	10,000	71,023	233,885	1,371,968	382,449
MARK	5,505,632	5,130,596	598,215	9,795,780	-199,353	-307,091	-352,231	-420,173	-5,306,279	-4,823,505	-245,984	-9,375,607
DUBK	-1,007,086	-1,053,917	-940,963	-320,676	-8,690	16,153	23,372	20,926	1,015,776	1,037,764	917,591	299,750
QFBQ	-606,395	-1,392,313	-1,213,543	-1,248,468	81,888	138,285	182,970	170,813	524,507	1,254,028	1,030,573	1,077,655
NLCS	763,179	1,239,553	4,969,176	6,225,565	42,709	142,709	78,853	-47,966	-805,888	-1,382,262	-5,048,029	-6,177,599
DBIS	118,962	-44,388	-223,178	-487,254	-31,100	125,993	92,067	89,830	-87,862	-81,605	131,111	397,424
QOIS	-87,562	168,347	715,245	3,645,854	0	75	202,528	-361,807	87,562	-168,422	-917,773	-3,284,047
IHGS	-70,531	-261,976	136,552	332,992	25,000	25,000	25,000	25,000	45,531	236,976	-161,552	-357,992
ZHCD	-530	1,462	-648	-2,751	0	0	0	0	530	-1,462	648	2,751
QGMD	708,004	630,539	807,684	1,208,101	-150,952	-116,873	133,919	100,369	-557,052	-513,666	-941,603	-1,308,470
SIIS	-362,515	1,959,467	7,028,844	7,347,740	129,581	128,160	-594,271	-414,230	232,934	-2,087,627	-6,434,573	-6,933,510
BLDN	407,218	604,952	3,171,321	1,448,849	24,191	41,328	135,877	161,778	-431,409	-646,280	-3,307,198	-1,610,627
MCGS	79,621	116,177	177,538	938,579	0	0	0	0	-79,621	-116,177	-177,538	-938,579
QCFS	0	0	0	0	0	0	0	0	0	0	0	0
QFLS	13,204	325,741	908,223	1,682,414	0	-162,321	-162,721	-161,151	-13,204	-163,420	-745,502	-1,521,263
WDAM	573,819	1,474,496	1,177,399	1,055,698	-86,348	-55,733	-92,804	-152,925	-487,471	-1,418,763	-1,084,595	-902,773
MCCS	-30,781	-90,370	-203,180	-149,438	24,703	25,264	25,264	25,025	6,078	65,106	177,916	124,413
MERS	-1,885	-9,117	-34,329	-34,359	0	3,792	3,792	3,792	1,885	5,325	30,537	30,567
MEZA	-1,098,220	-2,868,623	-5,790,994	-10,337,576	-148	6,153	3,266	-734	1,098,368	2,862,470	5,787,728	10,338,310
QIMD	0	-18,000	-367,027	-359,890	0	0	0	0	0	18,000	367,027	359,890

									14-Nov			
Company	Qatari				GCC				Foreigners			
	Daily Chg.	Last 5 Sessions Chg.	Last 10 Sessions Chg.	Last 20 Sessions Chg.	Daily Chg.	Last 5 Sessions Chg.	Last 10 Sessions Chg.	Last 20 Sessions Chg.	Daily Chg.	Last 5 Sessions Chg.	Last 10 Sessions Chg.	Last 20 Sessions Chg.
QNCD	-31,368	-175,354	112,395	496,455	0	0	0	0	31,368	175,354	-112,395	-496,455
IQCD	-130,808	-547,197	-2,195,616	-1,949,035	0	-1,334	104	2,854	130,808	548,531	2,195,512	1,946,181
QIGD	434,998	768,227	538,485	-293,827	40,650	164,199	164,199	164,199	-475,648	-932,426	-702,684	129,628
QEWS	-303,487	-342,037	-902,313	-1,309,760	0	0	400	400	303,487	342,037	901,913	1,309,360
AHCS	28,005	151,278	267,125	99,778	0	0	-373,400	-4,490	-28,005	-151,278	106,275	-95,288
GISS	1,247,831	1,554,645	2,196,243	-2,673,730	5,600	5,600	-209,714	-184,551	-1,253,431	-1,560,245	-1,986,529	2,858,281
MPHC	805,782	-1,027,638	-1,511,775	3,868,744	0	30,188	788,376	809,979	-805,782	997,450	723,399	-4,678,723
IGRD	268,481	730,143	35,024	1,166,130	9,007	-9,327	581,206	565,885	-277,488	-720,816	-616,230	-1,732,015
QAMC	-990,679	-281,955	2,297,643	11,514,078	3,755	49,625	-178,138	116,413	986,924	232,330	-2,119,505	-11,630,491
QATI	-5,231	-31,798	-244,758	758,432	-10,956	-21,875	-21,875	5,428	16,187	53,673	266,633	-763,860
DOHI	-48,230	-48,730	36,966	31,179	0	0	-119,628	-118,628	48,230	48,730	82,662	87,449
QGRI	0	0	7,412	26,557	0	0	0	-10,000	0	0	-7,412	-16,557
AKHI	51,651	33,023	-140,121	-883,516	-13,566	-8,501	-19,186	4,998	-38,085	-24,522	159,307	878,518
QISI	0	-333	66,462	70,555	0	0	0	-31,570	0	333	-66,462	-38,985
BEMA	0	-2,511	-7,621	-19,671	0	0	0	0	0	2,511	7,621	19,671
QLMI	49,340	429,672	1,469,880	1,552,750	0	0	31,400	31,400	-49,340	-429,672	-1,501,280	-1,584,150
UDCD	737,665	1,523,724	1,176,062	94,777	36,000	36,000	46,000	258,941	-773,665	-1,559,724	-1,222,062	-353,718
BRES	-1,337,342	-3,792,887	-7,835,073	-8,746,051	0	-27,760	-47,760	-17,735	1,337,342	3,820,647	7,882,833	8,763,786
ERES	-246,232	-1,416,459	-4,165,078	-3,521,197	-136,845	-205,469	-90,151	-154,343	383,077	1,621,928	4,255,229	3,675,540
MRDS	-2,601,777	-6,266,760	500,814	-7,145,459	-49,773	112,111	369,199	326,741	2,651,550	6,154,649	-870,013	6,818,718
ORDS	-16,108	-151,203	278,644	1,357,094	96	96	27,635	-260,455	16,012	151,107	-306,279	-1,096,639
VFQS	-244,327	687,625	-61,485	-2,930,535	0	0	-357,680	-381,065	244,327	-687,625	419,165	3,311,600
QNNS	-2,571	29,329	-48,156	868,982	21,620	23,494	25,019	25,269	-19,049	-52,823	23,137	-894,251
GWCS	23,276	245,186	126,819	373,490	0	0	0	20,000	-23,276	-245,186	-126,819	-393,490
QGT5	1,589,590	5,047,105	39,759	3,869,676	-7,000	33,873	109,393	320,466	-1,582,590	-5,080,978	-149,152	-4,190,142

Trading values by nationality for the last Session

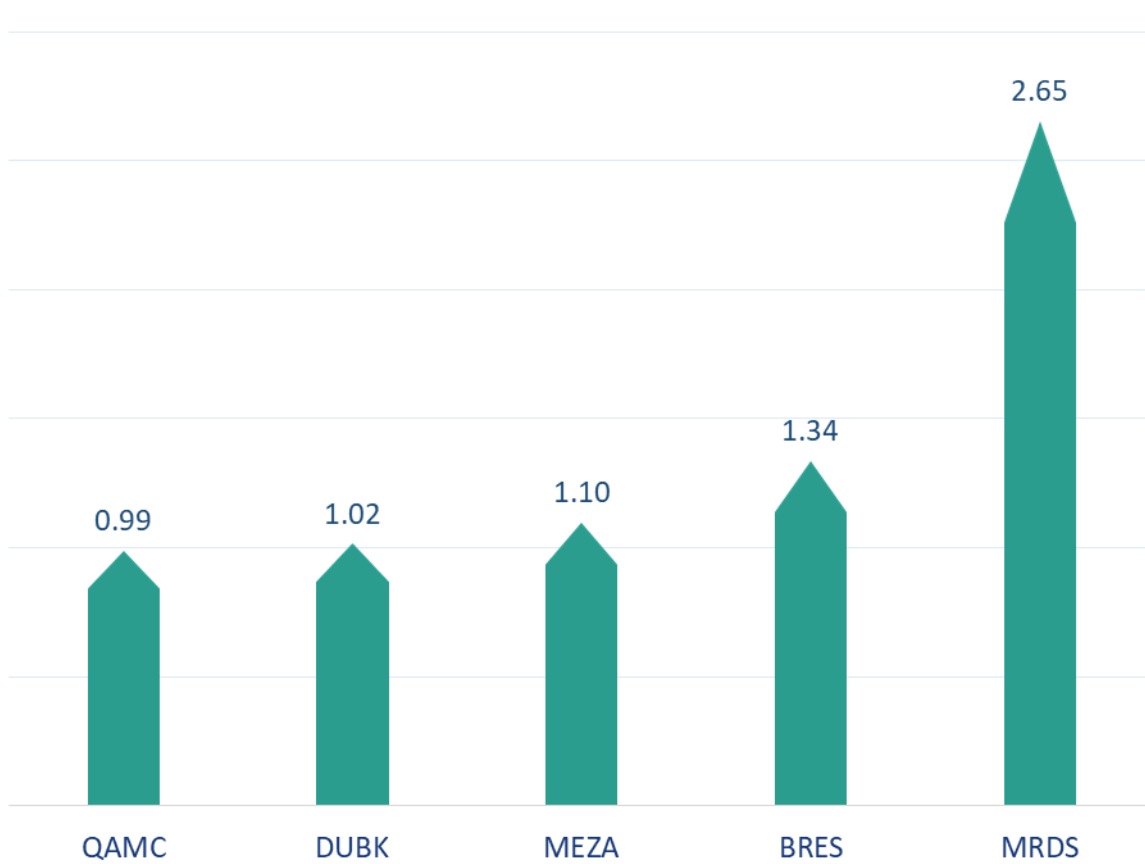
Nationality	Purchasing Value	Selling Value	Difference
Qataris	464.19	443.30	20.89
GCC	32.66	33.04	-0.38
Arab	75.89	78.65	-2.76
Foreigners	65.51	83.26	-17.75
Total	638.25	638.25	0.00

In million QAR

Trading by nationality for the last session

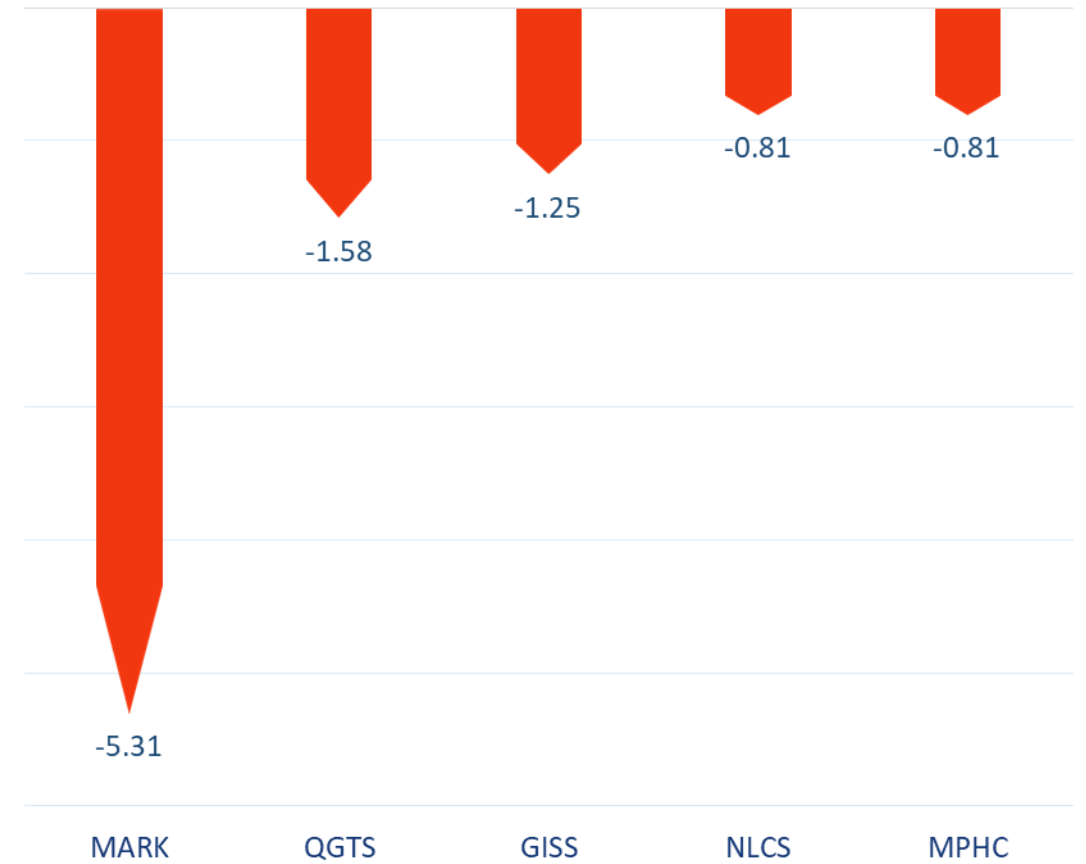
Nationality	Buy %	Sell %	Net
Qataris	72.73%	69.46%	3.27%
GCC	5.12%	5.18%	-0.06%
Arab	11.89%	12.32%	-0.43%
Foreigners	24.58%	21.95%	-2.78%

Top 5 Companies bought (net) by **Foreigners** in the last session



In million shares

Top 5 Companies sold (net) by **Foreigners** in the last session



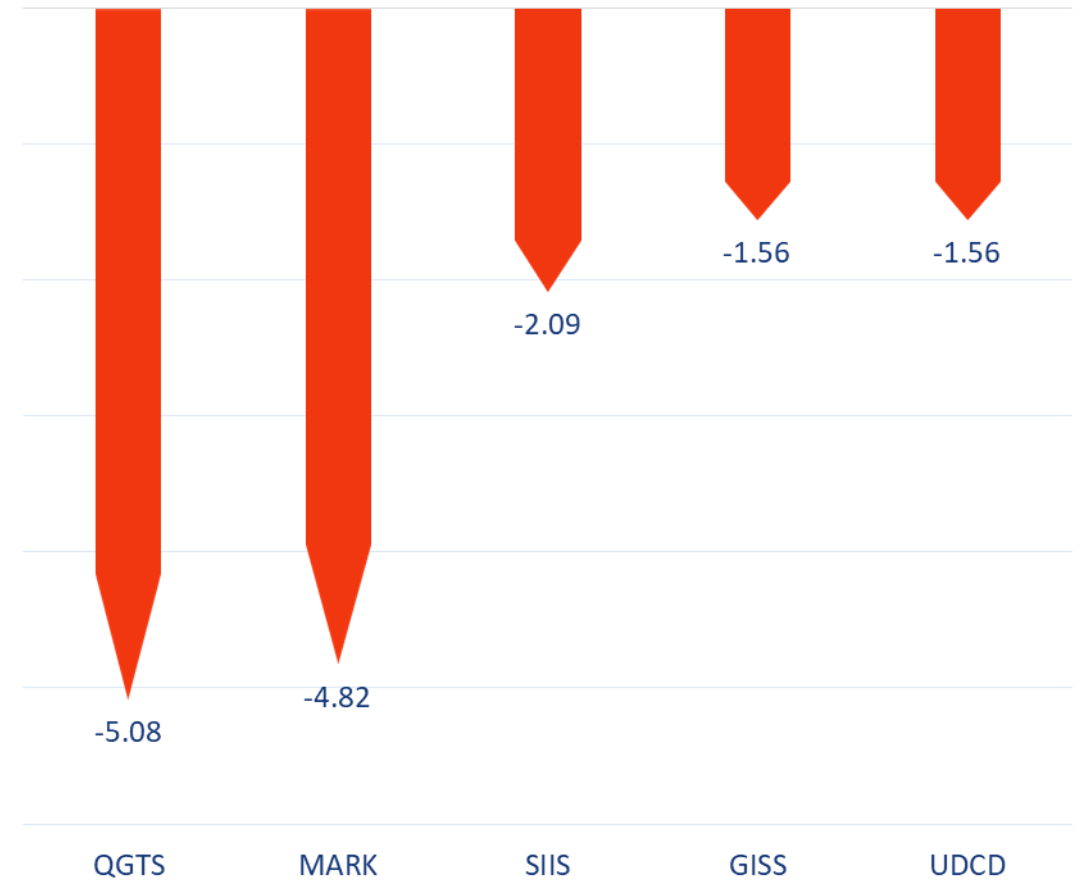
In million shares

Top 5 Companies bought (net) by **Foreigners** over the last 5 Sessions



In million shares

Top 5 Companies sold (net) by **Foreigners** over the last 5 Sessions



In million shares



The figures represent a change in the number of shares.

Daily Change: The net change between 14th and 13th of November trading sessions

Change for the last 5 sessions: The total daily net change for the last 5 sessions.

Change for the last 10 sessions: The total daily net change for the last 10 sessions.

Change for the last 20 sessions: The total daily net change for the last 20 sessions.

DISCLAIMER:

The information contained was obtained from various public sources believed to be reliable, but we do not guarantee its accuracy. Wasata Financial Securities makes no representations or warranties (express or implied) regarding the data and information provided and Wasata Financial Securities does not represent that the information content of this document is complete, or free from any error, not misleading, or fit for any particular purpose. This report document provides general information only. Neither the information nor any opinion expressed constitutes an offer or an invitation to make an offer, to buy or sell any securities or other investment products related to such securities or investments.

This report document contained is subject to change without prior notice. Wasata assumes no responsibility to update the information in this report document.



Prepared by Financial Advisory Department


وساطة
WASATA
للأوراق المالية
FINANCIAL SECURITIES

+974 44498880

ramzi.qasmieh@Wasata.qa