



## Daily Report for Ownership Changes

16<sup>th</sup> of November 2023 Session

									16-Nov			
Company	Qatari				GCC				Foreigners			
	Daily Chg.	Last 5 Sessions Chg.	Last 10 Sessions Chg.	Last 20 Sessions Chg.	Daily Chg.	Last 5 Sessions Chg.	Last 10 Sessions Chg.	Last 20 Sessions Chg.	Daily Chg.	Last 5 Sessions Chg.	Last 10 Sessions Chg.	Last 20 Sessions Chg.
QNBK	-275,090	-681,642	-1,593,920	2,203,004	-49,912	24,088	-41,673	20,669	325,002	657,554	1,635,593	-2,223,673
QIBK	-441,724	-833,897	-1,754,957	-198,202	-830	-22,711	-30,915	-34,849	442,554	856,608	1,785,872	233,051
CBQK	248,202	-839,608	-16,654	3,467,163	0	0	241,171	268,171	-248,202	839,608	-224,517	-3,735,334
DHBK	-301,928	-739,286	-4,530,312	-1,702,745	0	-6,396	6,604	11,944	301,928	745,682	4,523,708	1,690,801
ABQK	0	0	-598	-721	0	0	0	123	0	0	598	598
QIIK	54,870	-175,545	-1,563,774	-613,734	0	0	0	5,000	-54,870	175,545	1,563,774	608,734
MARK	9,827,883	16,330,530	8,381,359	19,792,623	210,850	-212,149	-321,870	-347,073	-10,038,733	-16,118,381	-8,059,489	-19,445,550
DUBK	-713,432	-3,665,968	-3,884,604	-3,119,148	0	23,909	26,695	31,347	713,432	3,642,059	3,857,909	3,087,801
QFBQ	803,407	409,300	-266,311	-681,261	0	144,138	233,138	229,101	-803,407	-553,438	33,173	452,160
NLCS	79,339	2,030,076	5,017,860	6,416,075	-50,000	-62,791	29,209	-196,069	-29,339	-1,967,285	-5,047,069	-6,220,006
DBIS	-269,588	-301,456	-501,313	-890,755	64,180	104,174	70,248	55,361	205,408	197,282	431,065	835,394
QOIS	405,878	-122,391	704,172	3,580,217	0	1,073	203,601	-362,096	-405,878	121,318	-907,773	-3,218,121
IHGS	-36,618	-127,388	162,472	207,250	0	0	0	0	36,618	127,388	-162,472	-207,250
ZHCD	19,816	-2,879	-3,747	-5,100	0	5,000	5,000	5,000	-19,816	-2,121	-1,253	100
QGMD	-391,116	-358,681	301,298	233,766	42,209	19,238	254,937	405,000	348,907	339,443	-556,235	-638,766
SIIS	1,476,461	1,925,986	8,803,743	9,345,983	-85,581	161,766	-547,572	-206,033	-1,390,880	-2,087,752	-8,256,171	-9,139,950
BLDN	339,290	1,045,727	3,923,517	1,953,315	0	-100,000	11,686	-47,413	-339,290	-945,727	-3,935,203	-1,905,902
MCGS	-33,003	-41,470	97,646	684,485	0	0	0	0	33,003	41,470	-97,646	-684,485
QCFS	24,833	24,833	24,833	24,833	0	0	0	0	-24,833	-24,833	-24,833	-24,833
QFLS	47,112	237,483	618,696	1,793,922	0	-162,321	-163,371	-161,151	-47,112	-75,162	-455,325	-1,632,771
WDAM	298,079	1,367,893	1,330,337	-45,971	0	-27,159	-58,215	-18,693	-298,079	-1,340,734	-1,272,122	64,664
MCCS	82,771	167,102	267,893	111,123	0	561	561	322	-82,771	-167,663	-268,454	-111,445
MERS	11,187	-23,033	-63,547	-97,667	0	3,792	3,792	3,792	-11,187	19,241	59,755	93,875
MEZA	-2,321,227	-5,569,339	-8,365,996	-12,065,631	-3,731	18,422	10,535	10,535	2,324,958	5,550,917	8,355,461	12,055,096
QIMD	0	-18,000	-267,027	-372,480	-310	-310	-310	-310	310	18,310	267,337	372,790

									16-Nov			
Company	Qatari				GCC				Foreigners			
	Daily Chg.	Last 5 Sessions Chg.	Last 10 Sessions Chg.	Last 20 Sessions Chg.	Daily Chg.	Last 5 Sessions Chg.	Last 10 Sessions Chg.	Last 20 Sessions Chg.	Daily Chg.	Last 5 Sessions Chg.	Last 10 Sessions Chg.	Last 20 Sessions Chg.
QNCD	32,969	-55,926	194,405	539,029	29,452	29,452	29,452	29,452	-62,421	26,474	-223,857	-568,481
IQCD	-563,605	-1,588,902	-3,054,931	-3,317,072	-50	-1,384	-946	2,604	563,655	1,590,286	3,055,877	3,314,468
QIGD	55,454	781,952	761,393	801,588	0	33,549	123,549	123,549	-55,454	-815,501	-884,942	-925,137
QEWS	-267,457	-1,236,869	-1,782,071	-2,076,202	600	600	1,000	1,000	266,857	1,236,269	1,781,071	2,075,202
AHCS	695,882	867,292	905,662	650,837	60,000	60,000	60,000	55,510	-755,882	-927,292	-965,662	-706,347
GISS	-2,170,312	-323,868	395,619	-2,198,280	125,000	118,700	2,307	15,149	2,045,312	205,168	-397,926	2,183,131
MPHC	-2,550,842	-3,032,544	-7,429,885	-407,152	5,650	35,838	794,026	815,629	2,545,192	2,996,706	6,635,859	-408,477
IGRD	339,231	547,083	-422,925	669,321	-139	-132	317,890	556,746	-339,092	-546,951	105,035	-1,226,067
QAMC	-972,931	-2,163,381	458,636	8,286,312	-140,000	29,503	-131,498	95,291	1,112,931	2,133,878	-327,138	-8,381,603
QATI	-44,630	-74,782	-553,775	633,937	8,276	4,320	36,401	13,704	36,354	70,462	517,374	-647,641
DOHI	0	-62,230	1,979	19,004	0	0	-119,628	-118,628	0	62,230	117,649	99,624
QGRI	0	9,877	11,662	36,434	0	0	0	-10,000	0	-9,877	-11,662	-26,434
AKHI	581,733	758,126	487,278	-101,962	-58	-8,684	-39,876	4,940	-581,675	-749,442	-447,402	97,022
QISI	4,400	-5,660	7,460	68,171	0	0	0	-31,570	-4,400	5,660	-7,460	-36,601
BEMA	0	-2,511	-2,791	-19,671	0	0	0	0	0	2,511	2,791	19,671
QLMI	501,462	897,378	2,163,949	2,228,964	0	0	31,400	31,400	-501,462	-897,378	-2,195,349	-2,260,364
UDCD	-1,077,225	614,193	-913,756	-159,735	250,979	309,979	319,979	419,364	826,246	-924,172	593,777	-259,629
BRES	-1,250,726	-4,929,351	-10,804,217	-11,833,595	-10,000	0	-47,760	-47,735	1,260,726	4,929,351	10,851,977	11,881,330
ERES	1,620,769	1,012,053	-570,215	-2,568,418	-269,961	-96,523	44,647	-72,867	-1,350,808	-915,530	525,568	2,641,285
MRDS	-2,153,374	-6,041,732	-2,897,349	-10,405,684	356,550	302,419	612,031	267,444	1,796,824	5,739,313	2,285,318	10,138,240
ORDS	-149,949	-533,939	-714,645	1,019,356	0	96	96	-260,455	149,949	533,843	714,549	-758,901
VFQS	-309,964	-2,894,433	-4,790,626	-2,526,921	0	0	-357,680	-375,057	309,964	2,894,433	5,148,306	2,901,978
QNNS	-101,299	62,739	-218,937	681,120	0	22,745	25,019	25,269	101,299	-85,484	193,918	-706,389
GWCS	-14,781	50,726	49,970	280,816	0	0	0	20,000	14,781	-50,726	-49,970	-300,816
QGTS	1,196,694	4,181,030	3,792,178	2,033,174	-500	-33,500	-17,107	-6,367	-1,196,194	-4,147,530	-3,775,071	-2,026,807

## Insider Traders for the last Week

Company	Bought	Sold	Average price within a week	Net
MARK	6,576,476	0	2.468	6,576,476
QNNS	210,000	165,444	9.636	44,556
QCFS	24,283	0	3.010	24,283
QNCD	10,000	5,000	3.592	5,000
ZHCD	3,519	0	13.465	3,519
MDKM	0	56,569	5.124	-56,569
DUBK	0	79,456	3.905	-79,456
VFQS	0	144,812	1.790	-144,812
QEWS	0	148,297	16.936	-148,297
NLCS	0	270,000	0.734	-270,000
SIIS	0	350,000	0.698	-350,000
MHAR	0	420,000	1.615	-420,000
QGTS	90,000	1,077,654	3.411	-987,654
GISS	0	2,050,618	2.774	-2,050,618

## Trading values by nationality for the last Week

Nationality	Purchasing Value	Selling Value	Difference
Qataris	1,794.26	1,861.54	-67.28
GCC	132.22	114.35	17.87
Arab	284.23	283.10	1.13
Foreigners	443.68	395.40	48.28
Total	2,654.38	2,654.38	0.00

In million QAR

## Trading by nationality for the last Week

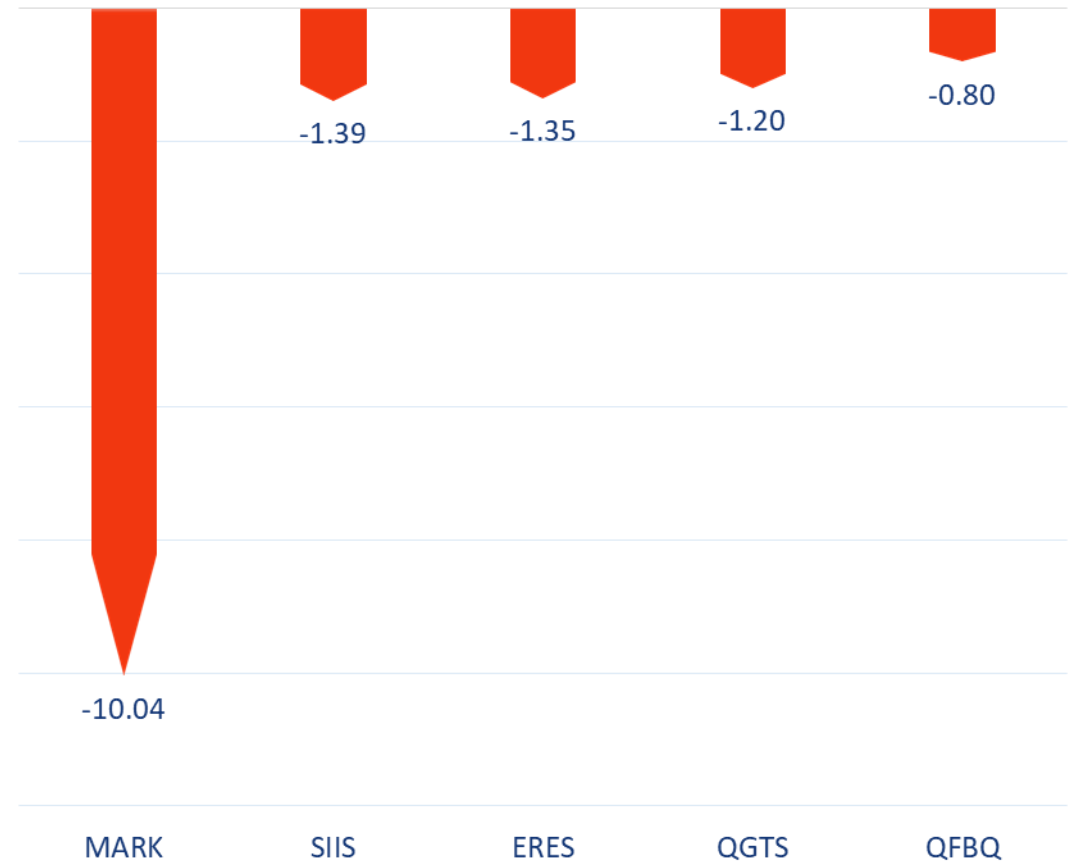
Nationality	Buy %	Sell %	Net
Qataris	67.60%	70.13%	-2.54%
GCC	4.98%	4.31%	0.67%
Arab	10.71%	10.67%	0.04%
Foreigners	24.58%	21.95%	1.82%

Top 5 Companies bought (net) by **Foreigners** in the last session



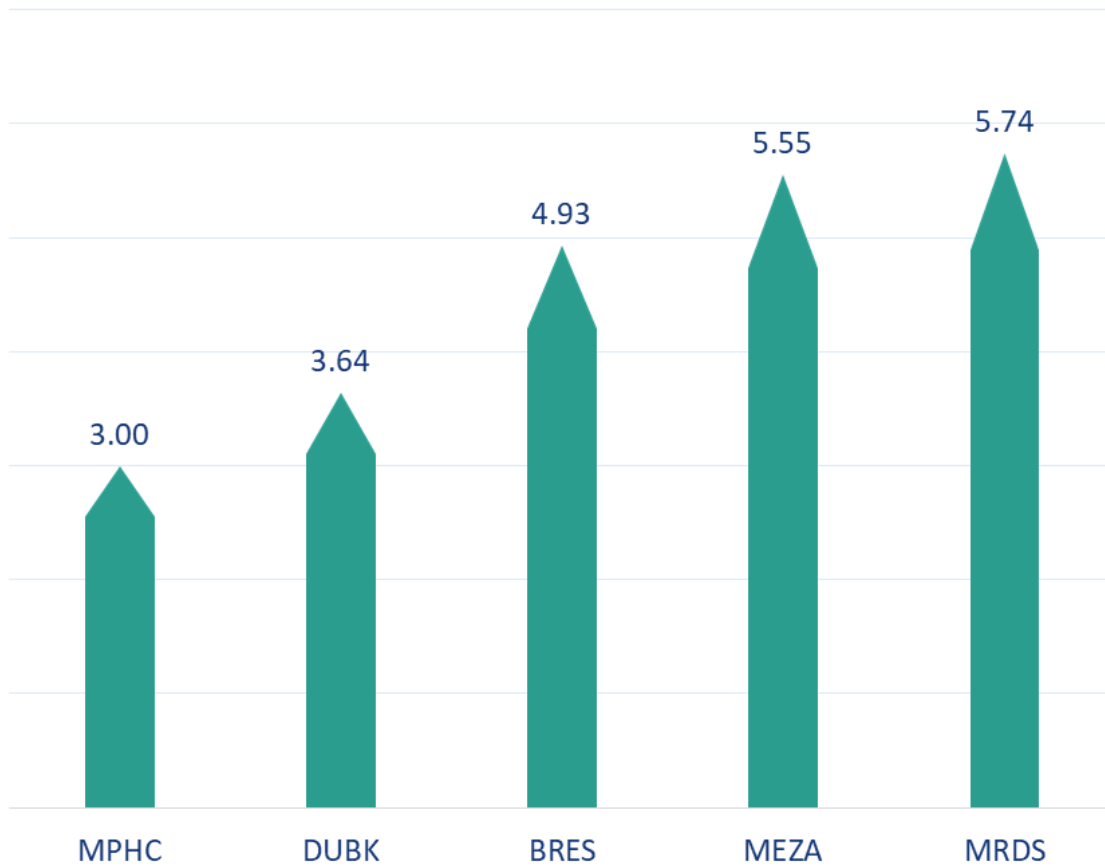
In million shares

Top 5 Companies sold (net) by **Foreigners** in the last session



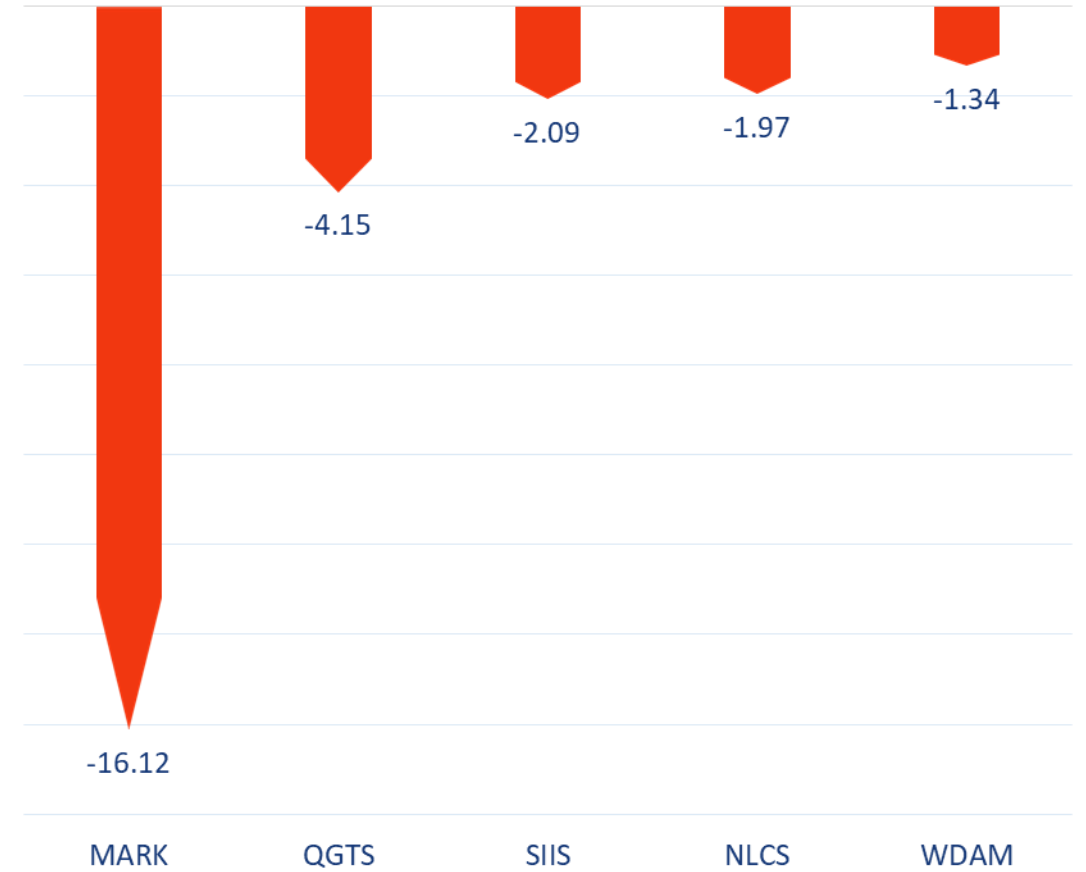
In million shares

Top 5 Companies bought (net) by **Foreigners** over the last week



In million shares

Top 5 Companies sold (net) by **Foreigners** over the last week



In million shares





The figures represent a change in the number of shares.

Daily Change: The net change between 16<sup>th</sup> and 15<sup>th</sup> of November trading sessions

Change for the last 5 sessions: The total daily net change for the last 5 sessions.

Change for the last 10 sessions: The total daily net change for the last 10 sessions.

Change for the last 20 sessions: The total daily net change for the last 20 sessions.

## **DISCLAIMER:**

The information contained was obtained from various public sources believed to be reliable, but we do not guarantee its accuracy. Wasata Financial Securities makes no representations or warranties (express or implied) regarding the data and information provided and Wasata Financial Securities does not represent that the information content of this document is complete, or free from any error, not misleading, or fit for any particular purpose. This report document provides general information only. Neither the information nor any opinion expressed constitutes an offer or an invitation to make an offer, to buy or sell any securities or other investment products related to such securities or investments.

This report document contained is subject to change without prior notice. Wasata assumes no responsibility to update the information in this report document.

Prepared by Financial Advisory Department



+974 44498880  
ramzi.qasmieh@Wasata.qa