



Daily Report for Ownership Changes

19th of November 2023 Session

Company									19-Nov			
	Qatari				GCC				Foreigners			
	Daily Chg.	Last 5 Sessions Chg.	Last 10 Sessions Chg.	Last 20 Sessions Chg.	Daily Chg.	Last 5 Sessions Chg.	Last 10 Sessions Chg.	Last 20 Sessions Chg.	Daily Chg.	Last 5 Sessions Chg.	Last 10 Sessions Chg.	Last 20 Sessions Chg.
QNBK	-148,540	-694,647	-1,396,168	1,836,114	0	24,088	-36,673	13,922	148,540	670,559	1,432,841	-1,850,036
QIBK	-168,924	-1,014,776	-1,912,063	-289,137	0	-22,746	-30,915	-34,849	168,924	1,037,522	1,942,978	323,986
CBQK	299,860	-365,986	-300,327	3,067,725	0	0	241,171	268,171	-299,860	365,986	59,156	-3,335,896
DHBK	-96,105	-1,255,551	-5,273,888	-3,701,248	25,100	18,404	31,704	-131,286	71,005	1,237,147	5,242,184	3,832,534
ABQK	0	0	-598	-721	0	0	0	123	0	0	598	598
QIIK	-6,634	-162,230	-1,273,799	-638,078	0	0	0	0	6,634	162,230	1,273,799	638,078
MARK	2,006,749	19,900,474	10,886,440	19,085,213	-51,004	-249,210	-367,942	-380,648	-1,955,745	-19,651,264	-10,518,498	-18,704,565
DUBK	-424,628	-4,109,723	-4,425,565	-3,485,841	66,000	90,885	90,302	97,347	358,628	4,018,838	4,335,263	3,388,494
QFBQ	-396,306	411,063	-1,203,039	-1,449,460	0	144,138	193,138	226,901	396,306	-555,201	1,009,901	1,222,559
NLCS	257,411	2,034,013	4,319,041	6,146,944	-52,709	-115,500	-23,500	-248,778	-204,702	-1,918,513	-4,295,541	-5,898,166
DBIS	-157,624	-306,963	-856,465	-1,312,963	-105,744	-160,636	-35,496	-22,590	263,368	467,599	891,961	1,335,553
QOIS	185,904	123,012	-256,445	1,995,024	-1,175	-102	187,818	119,609	-184,729	-122,910	68,627	-2,114,633
IHGS	-120,210	-206,333	85,473	36,693	0	0	0	0	120,210	206,333	-85,473	-36,693
ZHCD	1,000	-1,879	-2,768	-4,100	0	5,000	5,000	5,000	-1,000	-3,121	-2,232	-900
QGMD	-617,639	-990,494	-156,359	-762,524	-43,569	-94,077	144,549	361,431	661,208	1,084,571	11,810	401,093
SIIS	-985,349	1,737,746	7,223,937	8,869,626	134,548	296,314	-360,504	12,945	850,801	-2,034,060	-6,863,433	-8,882,571
BLDN	-179,782	1,115,636	2,350,540	2,871,320	-14,974	-114,974	-3,288	-562,387	194,756	-1,000,662	-2,347,252	-2,308,933
MCGS	-8,032	-75,144	5,205	637,275	0	0	0	0	8,032	75,144	-5,205	-637,275
QCFS	0	24,833	24,833	24,833	0	0	0	0	0	-24,833	-24,833	-24,833
QFLS	59,338	113,820	369,437	1,871,869	0	0	-162,921	-161,151	-59,338	-113,820	-206,516	-1,710,718
WDAM	412,138	779,542	2,110,633	864,874	0	-63,435	-58,215	-7,941	-412,138	-716,107	-2,052,418	-856,933
MCCS	-2,714	214,439	325,048	113,899	11,770	11,770	12,331	13,381	-9,056	-226,209	-337,379	-127,280
MERS	7,384	-2,375	827	-76,751	0	0	3,792	3,792	-7,384	2,375	-4,619	72,959
MEZA	-580,662	-6,079,176	-8,477,771	-12,523,161	-22,301	-3,879	-11,766	-11,766	602,963	6,083,055	8,489,537	12,534,927
QIMD	0	0	-59,509	-372,480	0	-310	-310	-310	0	310	59,819	372,790

									19-Nov			
Company	Qatari				GCC				Foreigners			
	Daily Chg.	Last 5 Sessions Chg.	Last 10 Sessions Chg.	Last 20 Sessions Chg.	Daily Chg.	Last 5 Sessions Chg.	Last 10 Sessions Chg.	Last 20 Sessions Chg.	Daily Chg.	Last 5 Sessions Chg.	Last 10 Sessions Chg.	Last 20 Sessions Chg.
QNCD	51,269	144,185	248,758	587,881	-10	29,442	29,442	29,442	-51,259	-173,627	-278,200	-617,323
IQCD	-299,266	-1,885,183	-2,562,418	-3,998,646	0	-50	-946	2,604	299,266	1,885,233	2,563,364	3,996,042
QIGD	-50,251	725,163	223,497	647,732	-2,500	-2,500	121,049	121,049	52,751	-722,663	-344,546	-768,781
QEWS	-76,732	-1,302,378	-1,652,595	-2,259,228	0	600	600	1,000	76,732	1,301,778	1,651,995	2,258,228
AHCS	246,793	1,031,572	1,081,832	80,283	0	60,000	60,000	63,510	-246,793	-1,091,572	-1,141,832	-143,793
GISS	-2,062,474	-1,474,606	-2,071,549	-4,779,881	8,500	111,415	10,807	23,649	2,053,974	1,363,191	2,060,742	4,756,232
MPHC	-380,693	-3,120,879	-7,461,662	-1,129,291	0	35,838	44,026	777,958	380,693	3,085,041	7,417,636	351,333
IGRD	42,169	1,068,864	-121,897	781,735	-594,161	-594,293	-276,271	-37,415	551,992	-474,571	398,168	-744,320
QAMC	-714,647	-2,699,063	551,634	5,850,563	-31,491	2,442	-163,859	-156,907	746,138	2,696,621	-387,775	-5,693,656
QATI	-61,751	-136,533	-700,548	414,020	-10,000	-5,680	26,401	53,704	71,751	142,213	674,147	-467,724
DOHI	-32	-62,262	-34,723	11,864	0	0	-33,688	-118,628	32	62,262	68,411	106,764
QGRI	0	9,877	11,662	36,434	0	0	0	-10,000	0	-9,877	-11,662	-26,434
AKHI	-567,585	487,433	-295,579	-775,665	-4,540	-18,164	-44,416	400	572,125	-469,269	339,995	775,265
QISI	-1,659	-7,319	-2,274	65,511	0	0	0	-31,570	1,659	7,319	2,274	-33,941
BEMA	-964	-3,654	-3,755	-20,635	0	0	0	0	964	3,654	3,755	20,635
QLMI	86,781	978,159	2,168,175	2,310,845	0	0	32,000	31,400	-86,781	-978,159	-2,200,175	-2,342,245
UDCD	-499,159	121,660	-1,737,756	-1,189,355	100,000	409,979	419,979	358,952	399,159	-531,639	1,317,777	830,403
BRES	-261,592	-5,135,005	-10,172,019	-12,308,761	0	0	-47,760	-47,735	261,592	5,135,005	10,219,779	12,356,496
ERES	700,737	2,753,282	-1,091,622	-2,834,506	-30,000	-97,063	-365,756	52,638	-670,737	-2,656,219	1,457,378	2,781,868
MRDS	759,159	-3,811,675	-3,541,776	-10,007,769	743,855	945,177	1,348,641	1,014,571	-1,503,014	2,866,498	2,193,135	8,993,198
ORDS	-35,136	-484,147	-952,516	889,757	0	96	96	-260,755	35,136	484,051	952,420	-629,002
VFQS	12,143	-2,917,523	-4,290,577	-1,016,729	-7,075	-7,075	-364,755	-382,132	-5,068	2,924,598	4,655,332	1,398,861
QNNS	20,123	-43,328	-182,498	472,075	1,160	23,905	26,179	26,179	-21,283	19,423	156,319	-498,254
GWCS	-21,803	-28,742	-214,086	76,800	0	0	0	20,000	21,803	28,742	214,086	-96,800
QGTS	703,628	4,960,705	4,542,388	1,708,519	0	-33,500	-17,107	43,633	-703,628	-4,927,205	-4,525,281	-1,752,152

Trading values by nationality for the last Session

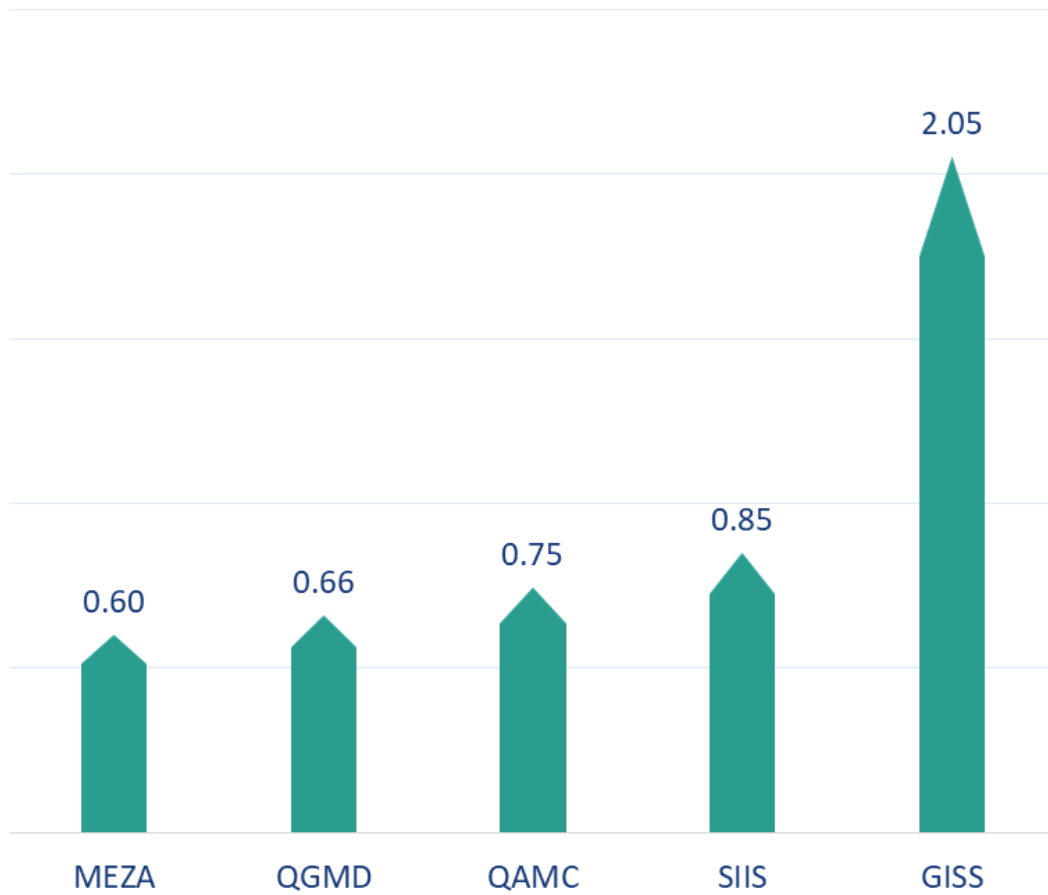
Nationality	Purchasing Value	Selling Value	Difference
Qataris	355.96	370.49	-14.53
GCC	8.52	16.97	-8.45
Arab	55.00	44.04	10.96
Foreigners	43.06	31.03	12.02
Total	462.54	462.54	0.00

In million QAR

Trading by nationality for the last session

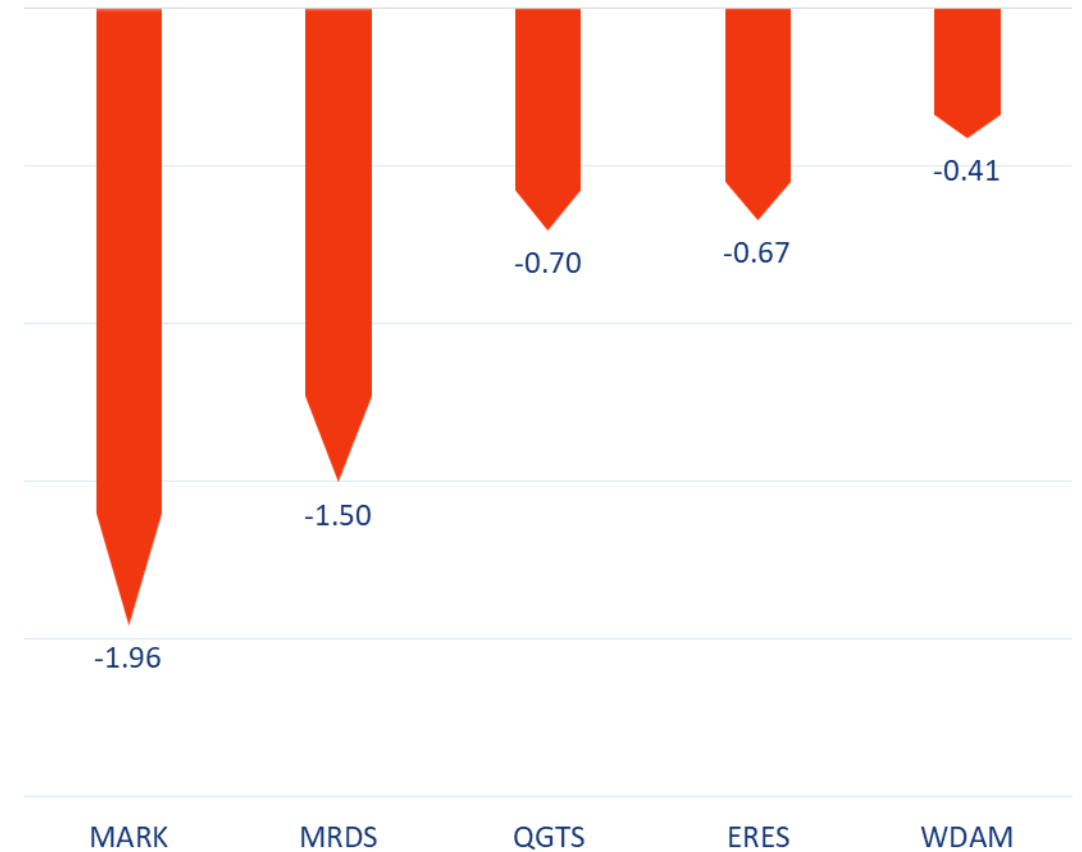
Nationality	Buy %	Sell %	Net
Qataris	76.96%	80.10%	-3.14%
GCC	1.84%	3.67%	-1.83%
Arab	11.89%	9.52%	2.37%
Foreigners	24.58%	21.95%	2.60%

Top 5 Companies bought (net) by **Foreigners** in the last session



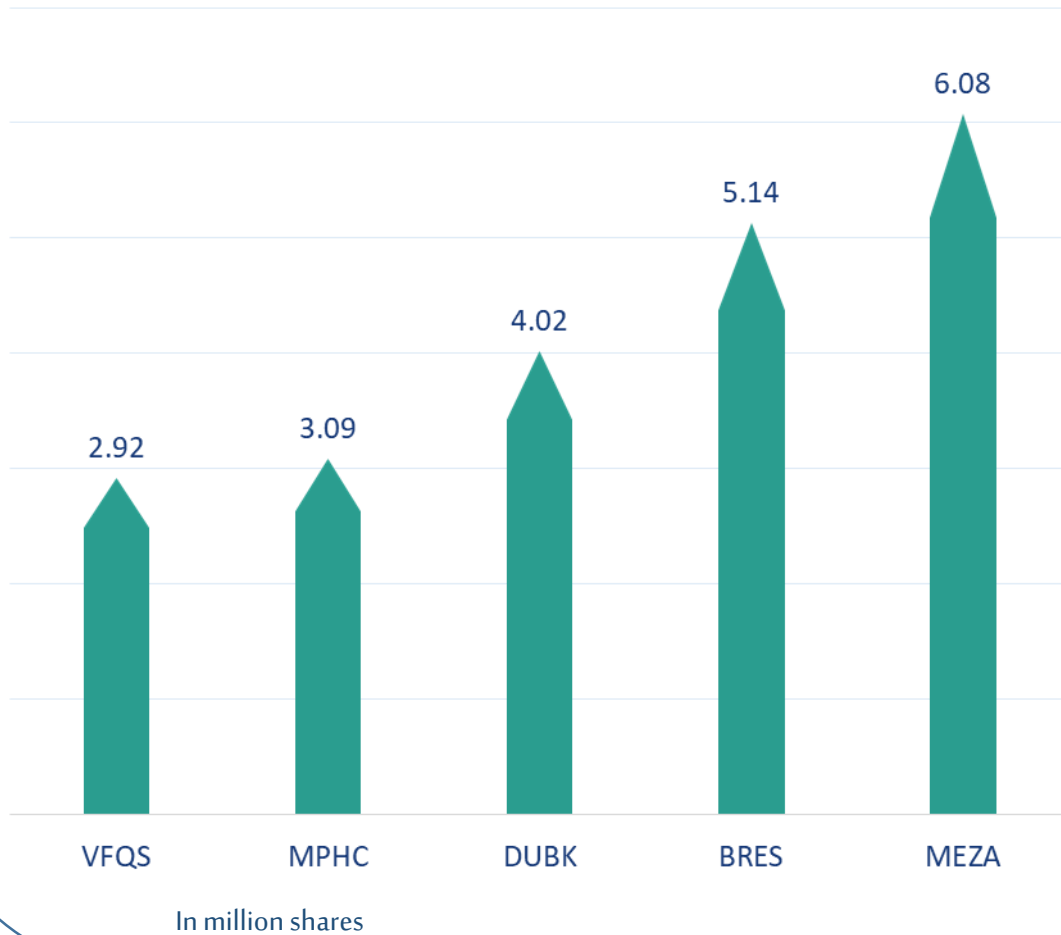
In million shares

Top 5 Companies sold (net) by **Foreigners** in the last session

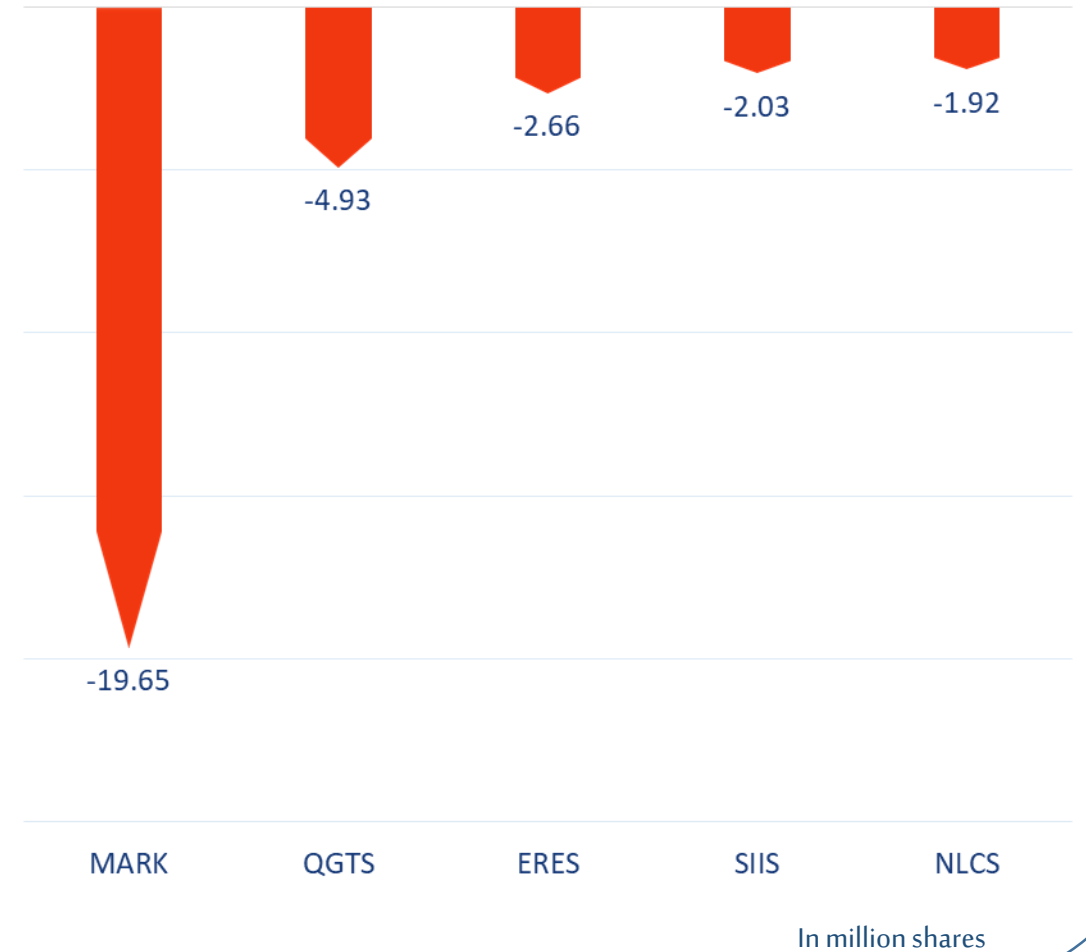


In million shares

Top 5 Companies bought (net) by **Foreigners** over the last 5 Sessions



Top 5 Companies sold (net) by **Foreigners** over the last 5 Sessions





The figures represent a change in the number of shares.

Daily Change: The net change between 19th and 16th of November trading sessions

Change for the last 5 sessions: The total daily net change for the last 5 sessions.


Change for the last 10 sessions: The total daily net change for the last 10 sessions.

Change for the last 20 sessions: The total daily net change for the last 20 sessions.

DISCLAIMER:

The information contained was obtained from various public sources believed to be reliable, but we do not guarantee its accuracy. Wasata Financial Securities makes no representations or warranties (express or implied) regarding the data and information provided and Wasata Financial Securities does not represent that the information content of this document is complete, or free from any error, not misleading, or fit for any particular purpose. This report document provides general information only. Neither the information nor any opinion expressed constitutes an offer or an invitation to make an offer, to buy or sell any securities or other investment products related to such securities or investments.

This report document contained is subject to change without prior notice. Wasata assumes no responsibility to update the information in this report document.



Prepared by Financial Advisory Department


للأوراق المالية
FINANCIAL SECURITIES

+974 44498880

ramzi.qasmieh@Wasata.qa