



Daily Report for Ownership Changes

21st of November 2023 Session

									21-Nov			
Company	Qatari				GCC				Foreigners			
	Daily Chg.	Last 5 Sessions Chg.	Last 10 Sessions Chg.	Last 20 Sessions Chg.	Daily Chg.	Last 5 Sessions Chg.	Last 10 Sessions Chg.	Last 20 Sessions Chg.	Daily Chg.	Last 5 Sessions Chg.	Last 10 Sessions Chg.	Last 20 Sessions Chg.
QNBK	47,125	-373,568	-982,486	2,574,057	50,000	88	24,088	60,738	-97,125	373,480	958,398	-2,634,795
QIBK	-60,568	-1,313,507	-1,603,901	-1,023,555	-887	-26,218	-24,281	-36,236	61,455	1,339,725	1,628,182	1,059,791
CBQK	-352,987	-425,016	-518,479	3,100,211	0	0	0	268,171	352,987	425,016	518,479	-3,368,382
DHBK	680,834	-137,839	-2,425,385	-4,302,426	-22,602	2,498	-24,049	-143,888	-658,232	135,341	2,449,434	4,446,314
ABQK	0	0	0	-598	0	0	0	0	0	0	0	598
QIIK	-413,711	-258,363	-762,633	-915,916	0	1,140	1,140	1,140	413,711	257,223	761,493	914,776
MARK	2,089,747	20,092,957	24,561,659	23,879,916	-118,676	-149,579	-507,208	-505,627	-1,971,071	-19,943,378	-24,054,451	-23,374,289
DUBK	107,059	-3,190,211	-4,392,582	-3,665,756	47,023	104,779	122,237	128,370	-154,082	3,085,432	4,270,345	3,537,386
QFBQ	-93,699	842,956	-461,371	-1,785,299	0	50,168	210,453	226,901	93,699	-893,124	250,918	1,558,398
NLCS	-422,475	635,659	2,288,658	4,758,602	5,281	-150,628	-157,919	-153,595	417,194	-485,031	-2,130,739	-4,605,007
DBIS	-222,856	-689,604	-1,147,790	-1,599,704	121,349	-12,539	113,454	92,434	101,507	702,143	1,034,336	1,507,270
QOIS	41,915	507,476	691,228	2,047,255	0	-102	-27	135,609	-41,915	-507,374	-691,201	-2,182,864
IHGS	-25,907	-110,487	-127,482	77,947	12,369	-12,631	12,369	12,369	13,538	123,118	115,113	-90,316
ZHCD	3,648	15,571	17,033	10,983	0	10,414	10,414	10,414	-3,648	-25,985	-27,447	-21,397
QGMD	-964,933	-2,397,697	-1,491,124	-1,145,020	36,485	122,206	64,799	324,049	928,448	2,275,491	1,426,325	820,971
SIIS	-608,224	-365,458	-289,732	5,717,257	0	195,534	289,694	9,688	608,224	169,924	38	-5,726,945
BLDN	315,096	1,740,426	2,411,600	3,482,830	-6,100	-145,265	-28,937	-568,487	-308,996	-1,595,161	-2,382,663	-2,914,343
MCGS	20,805	-108	138,045	761,774	0	0	0	0	-20,805	108	-138,045	-761,774
QCFS	0	24,833	24,833	24,833	0	0	0	0	0	-24,833	-24,833	-24,833
QFLS	198,496	343,549	715,503	1,954,609	-245	-245	-162,566	-161,396	-198,251	-343,304	-552,937	-1,793,213
WDAM	-75,359	-189,060	1,000,741	1,078,313	0	14,877	-40,856	-144,462	75,359	174,183	-959,885	-933,851
MCCS	-9,528	249,430	210,128	-84,655	0	-24,703	561	1,611	9,528	-224,727	-210,689	83,044
MERS	-10,504	-2,208	-73,801	-33,651	0	380	4,172	4,172	10,504	1,828	69,629	29,479
MEZA	-462,761	-5,175,193	-8,246,983	-12,977,351	-11,861	-31,893	-25,740	-28,627	474,622	5,207,086	8,272,723	13,005,978
QIMD	-2,690	-4,800	-103,207	-370,984	0	-310	-310	-310	2,690	5,110	103,517	371,294

									21-Nov			
Company	Qatari				GCC				Foreigners			
	Daily Chg.	Last 5 Sessions Chg.	Last 10 Sessions Chg.	Last 20 Sessions Chg.	Daily Chg.	Last 5 Sessions Chg.	Last 10 Sessions Chg.	Last 20 Sessions Chg.	Daily Chg.	Last 5 Sessions Chg.	Last 10 Sessions Chg.	Last 20 Sessions Chg.
QNCD	2,685	218,777	43,035	267,799	-90	26,782	26,782	26,782	-2,595	-245,559	-69,817	-294,581
IQCD	-90,285	-1,314,526	-2,128,948	-4,250,943	0	-50	-1,384	154	90,285	1,314,576	2,130,332	4,250,789
QIGD	61,872	633,807	1,086,150	1,166,669	0	-43,150	121,049	121,049	-61,872	-590,657	-1,207,199	-1,287,718
QEWS	91,872	-852,927	-1,218,269	-1,968,601	0	600	600	1,000	-91,872	852,327	1,217,669	1,967,601
AHCS	61,950	999,325	1,085,412	78,900	-100	8,108	8,108	19,718	-61,850	-1,007,433	-1,093,520	-98,618
GISS	648,346	656,735	3,554,360	421,605	32,000	136,400	30,091	51,149	-680,346	-793,135	-3,584,451	-472,754
MPHC	-43,672	-4,106,741	-4,094,906	-971,728	2,470	8,120	38,308	796,428	41,202	4,098,621	4,056,598	175,300
IGRD	-337,189	-1,032,916	-551,713	-998,970	-31,645	-103,300	230,927	456,443	368,834	1,136,216	320,786	542,527
QAMC	-239,064	-2,132,730	-1,666,510	2,110,945	23,094	-28,519	17,206	-130,545	215,970	2,161,249	1,649,304	-1,980,400
QATI	-116,027	-246,505	-152,804	6,591	-33,704	-35,428	-35,303	20,000	149,731	281,933	188,107	-26,591
DOHI	-5,125	-13,186	-72,346	12,710	0	0	0	-118,628	5,125	13,186	72,346	105,918
QGRI	0	9,877	11,662	36,434	0	0	0	-10,000	0	-9,877	-11,662	-26,434
AKHI	-125,500	142,644	271,239	-20,557	0	-4,598	400	400	125,500	-138,046	-271,639	20,157
QISI	350	-50,243	-62,816	12,719	0	0	0	0	-350	50,243	62,816	-12,719
BEMA	0	0	-725	-22,071	0	0	0	0	0	0	725	22,071
QLMI	2,666	811,281	1,458,813	2,314,561	0	0	12,000	31,400	-2,666	-811,281	-1,470,813	-2,345,961
UDCD	875,729	-516,022	280,733	-25,483	0	276,479	312,479	285,832	-875,729	239,543	-593,212	-260,349
BRES	-437,814	-3,643,156	-8,909,109	-11,750,401	0	0	-53,997	-47,735	437,814	3,643,156	8,963,106	11,798,136
ERES	-207,252	2,529,335	-326,820	-1,956,204	0	41,770	-50,748	-119,414	207,252	-2,571,105	377,568	2,075,618
MRDS	-1,249,537	-3,217,327	-10,977,294	-9,709,290	93,444	1,123,446	1,388,515	1,073,434	1,156,093	2,093,881	9,588,779	8,635,856
ORDS	-22,379	-345,121	-623,222	922,405	97	-24,769	-24,673	2,866	22,282	369,890	647,895	-925,271
VFQS	-49,407	-3,802,087	-3,150,166	-1,077,725	0	-7,075	-22,075	-349,929	49,407	3,809,162	3,172,241	1,427,654
QNNS	-468,715	-1,175,413	-1,117,018	-1,115,664	-9,475	-8,315	15,204	16,704	478,190	1,183,728	1,101,814	1,098,960
GWCS	-10,930	-112,119	174,662	153,128	0	775	775	20,775	10,930	111,344	-175,437	-173,903
QGTS	2,089,809	5,640,179	10,037,257	4,410,105	0	-26,500	7,373	43,633	-2,089,809	-5,613,679	-10,044,630	-4,453,738

Trading values by nationality for the last Session

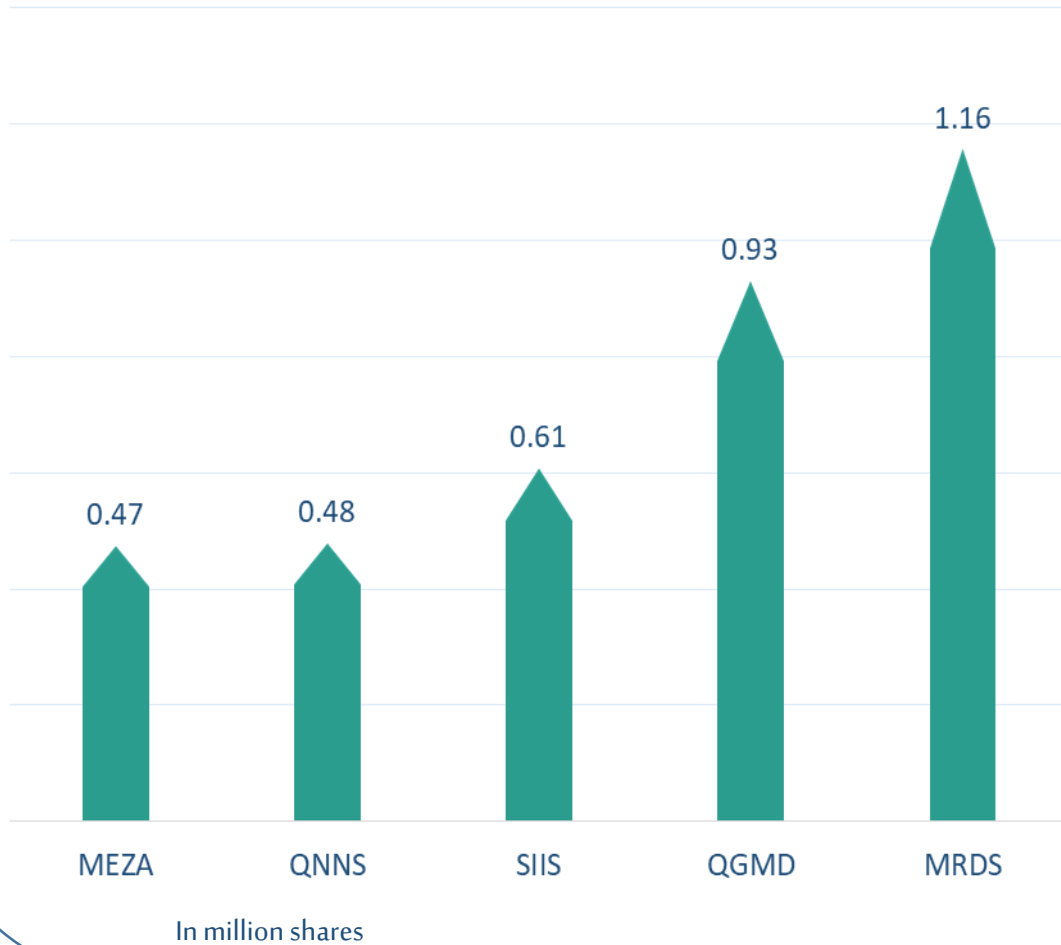
Nationality	Purchasing Value	Selling Value	Difference
Qataris	287.87	286.92	0.95
GCC	19.51	17.52	1.99
Arab	36.45	30.25	6.20
Foreigners	106.78	115.92	-9.14
Total	450.61	450.61	0.00

In million QAR

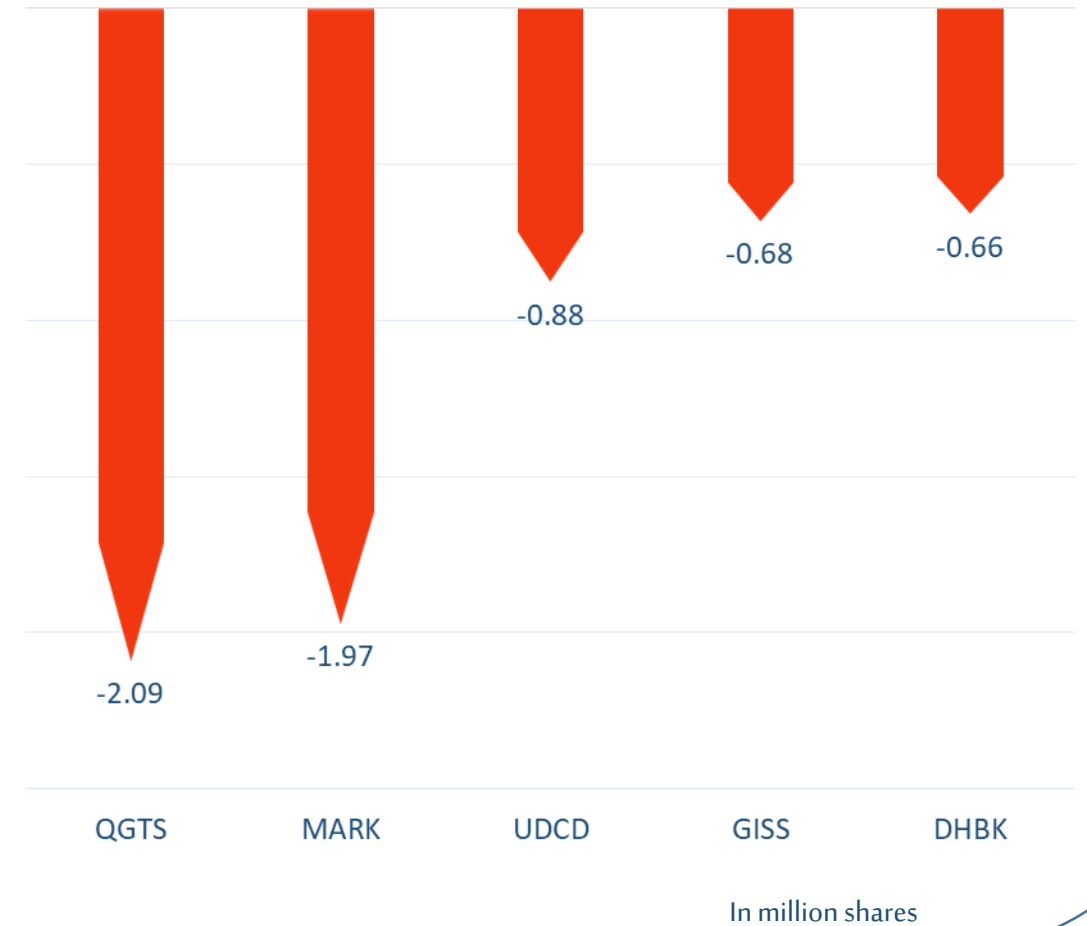
Trading by nationality for the last session

Nationality	Buy %	Sell %	Net
Qataris	63.88%	63.68%	0.21%
GCC	4.33%	3.89%	0.44%
Arab	8.09%	6.71%	1.38%
Foreigners	24.58%	21.95%	-2.03%

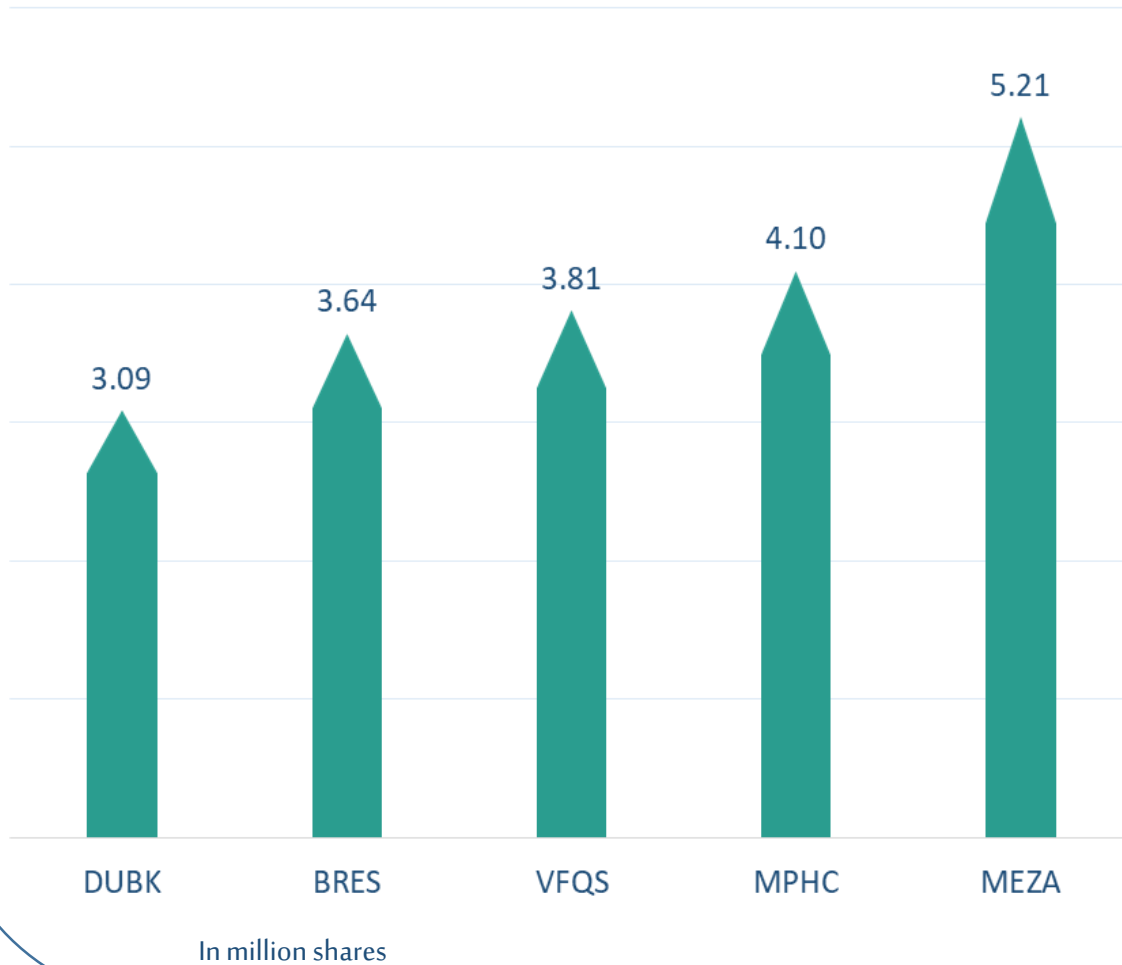
Top 5 Companies bought (net) by **Foreigners** in the last session



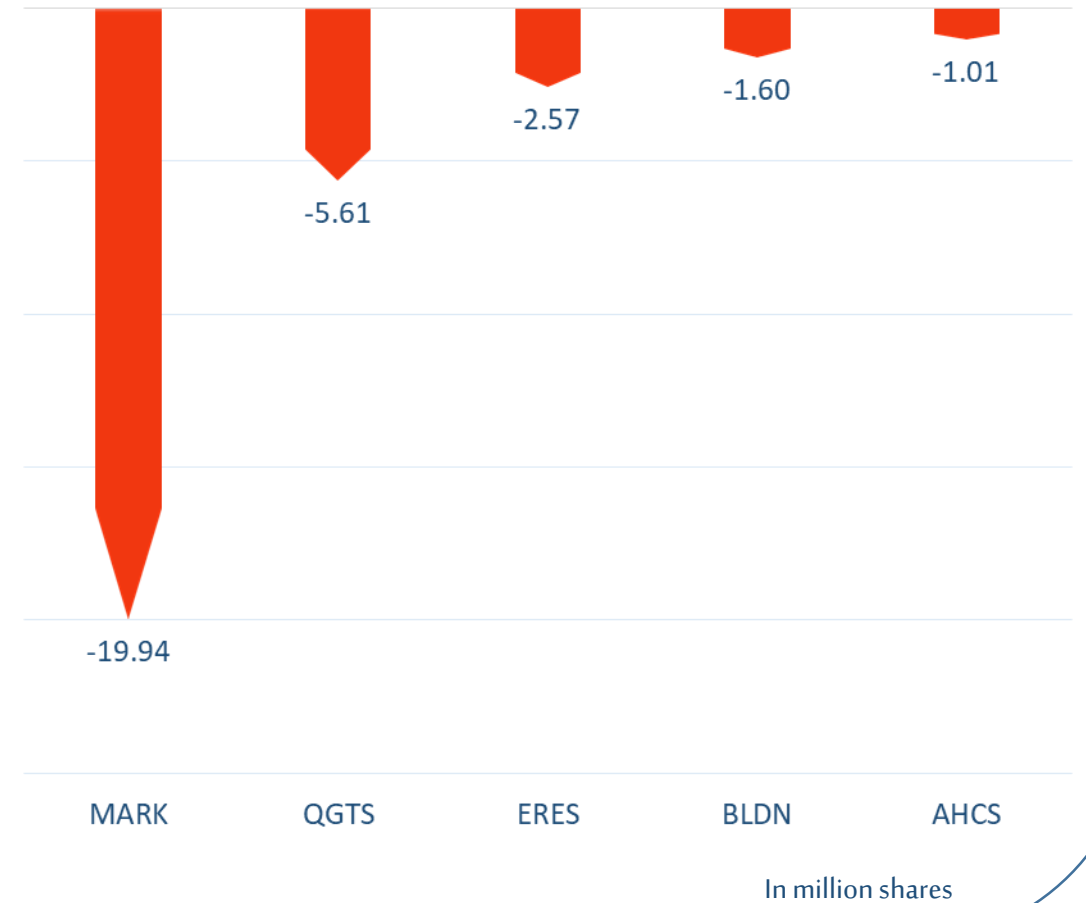
Top 5 Companies sold (net) by **Foreigners** in the last session



Top 5 Companies bought (net) by **Foreigners** over the last 5 Sessions



Top 5 Companies sold (net) by **Foreigners** over the last 5 Sessions





The figures represent a change in the number of shares.

Daily Change: The net change between 21st and 20th of November trading sessions

Change for the last 5 sessions: The total daily net change for the last 5 sessions.

Change for the last 10 sessions: The total daily net change for the last 10 sessions.

Change for the last 20 sessions: The total daily net change for the last 20 sessions.

DISCLAIMER:

The information contained was obtained from various public sources believed to be reliable, but we do not guarantee its accuracy. Wasata Financial Securities makes no representations or warranties (express or implied) regarding the data and information provided and Wasata Financial Securities does not represent that the information content of this document is complete, or free from any error, not misleading, or fit for any particular purpose. This report document provides general information only. Neither the information nor any opinion expressed constitutes an offer or an invitation to make an offer, to buy or sell any securities or other investment products related to such securities or investments.

This report document contained is subject to change without prior notice. Wasata assumes no responsibility to update the information in this report document.

Prepared by Financial Advisory Department



+974 44498880
ramzi.qasmieh@Wasata.qa