



Daily Report for Ownership Changes

22nd of November 2023 Session

									22-Nov			
Company	Qatari				GCC				Foreigners			
	Daily Chg.	Last 5 Sessions Chg.	Last 10 Sessions Chg.	Last 20 Sessions Chg.	Daily Chg.	Last 5 Sessions Chg.	Last 10 Sessions Chg.	Last 20 Sessions Chg.	Daily Chg.	Last 5 Sessions Chg.	Last 10 Sessions Chg.	Last 20 Sessions Chg.
QNBK	-214,692	27,736	-920,986	2,180,047	0	88	74,088	62,658	214,692	-27,824	846,898	-2,242,705
QIBK	-97,208	-885,531	-1,489,017	-1,036,419	0	-1,717	-24,281	-34,529	97,208	887,248	1,513,298	1,070,948
CBQK	-190,691	27,069	-1,137,911	2,676,578	0	0	0	268,171	190,691	-27,069	1,137,911	-2,944,749
DHBK	-59,954	331,521	-1,633,341	-4,641,813	0	2,498	-37,898	12,302	59,954	-334,019	1,671,239	4,629,511
ABQK	0	0	0	-598	0	0	0	0	0	0	0	598
QIIK	118,744	-5,287	-373,504	-866,006	0	1,140	1,140	1,140	-118,744	4,147	372,364	864,866
MARK	2,219,135	19,438,976	27,442,688	27,122,652	157,700	159,197	-298,970	-342,287	-2,376,835	-19,598,173	-27,143,718	-26,780,365
DUBK	-247,929	-1,146,846	-4,492,057	-3,896,956	0	97,023	120,932	128,370	247,929	1,049,823	4,371,125	3,768,586
QFBQ	-657,329	-280,667	-1,206,686	-2,554,943	0	0	188,453	228,752	657,329	280,667	1,018,233	2,326,191
NLCS	-889,498	-830,231	985,714	4,557,156	-157,090	-252,218	-165,009	-294,930	1,046,588	1,082,449	-820,705	-4,262,226
DBIS	51,478	-611,634	-682,514	-1,369,627	-112,019	-38,559	1,435	-20,315	60,541	650,193	681,079	1,389,942
QOIS	33,378	734,319	709,201	995,497	0	-1,175	-27	154,119	-33,378	-733,144	-709,174	-1,149,616
IHGS	-20,419	-210,829	-392,882	172,141	0	12,369	12,369	12,369	20,419	198,460	380,513	-184,510
ZHCD	11,564	49,300	28,597	24,398	0	5,414	10,414	10,414	-11,564	-54,714	-39,011	-34,812
QGMD	653,827	-751,030	-1,113,331	-743,785	7,274	2,399	12,607	331,323	-661,101	748,631	1,100,724	412,462
SIIS	-368,277	-1,272,601	1,225,732	6,058,733	-2,873	60,381	320,821	23,781	371,150	1,212,220	-1,546,553	-6,082,514
BLDN	-18,102	760,724	2,327,276	2,904,573	21,188	114	-82,749	-547,299	-3,086	-760,838	-2,244,527	-2,357,274
MCGS	45,860	94,261	161,929	781,244	0	0	0	0	-45,860	-94,261	-161,929	-781,244
QCFS	0	24,833	24,833	24,833	0	0	0	0	0	-24,833	-24,833	-24,833
QFLS	45,948	380,747	715,238	1,902,652	0	-245	-162,566	-161,396	-45,948	-380,502	-552,672	-1,741,256
WDAM	150,967	464,718	1,436,403	1,658,084	0	24,783	-40,856	-144,462	-150,967	-489,501	-1,395,547	-1,513,622
MCCS	-55,718	-41,548	103,342	-230,595	0	0	561	1,611	55,718	41,548	-103,903	228,984
MERS	39,316	57,333	27,991	15,080	1,668	2,048	5,840	5,840	-40,984	-59,381	-33,831	-20,920
MEZA	-65,719	-4,080,277	-8,109,535	-12,403,336	0	-42,893	-25,740	-28,627	65,719	4,123,170	8,135,275	12,431,963
QIMD	-800	-5,600	-23,600	-373,093	0	-310	-310	-310	800	5,910	23,910	373,403

									22-Nov			
Company	Qatari				GCC				Foreigners			
	Daily Chg.	Last 5 Sessions Chg.	Last 10 Sessions Chg.	Last 20 Sessions Chg.	Daily Chg.	Last 5 Sessions Chg.	Last 10 Sessions Chg.	Last 20 Sessions Chg.	Daily Chg.	Last 5 Sessions Chg.	Last 10 Sessions Chg.	Last 20 Sessions Chg.
QNCD	-23,836	47,757	19,587	262,045	0	26,782	26,782	26,782	23,836	-74,539	-46,369	-288,827
IQCD	32,024	-556,870	-1,829,699	-4,120,616	0	-50	-1,384	154	-32,024	556,920	1,831,083	4,120,462
QIGD	485,062	846,617	1,887,096	1,582,172	0	-2,500	121,049	121,049	-485,062	-844,117	-2,008,145	-1,703,221
QEWS	-13,518	-253,733	-1,208,482	-1,903,951	0	600	600	1,000	13,518	253,133	1,207,882	1,902,951
AHCS	-17,542	992,199	1,133,061	182,719	-17,985	-9,877	-9,877	1,733	35,527	-982,322	-1,123,184	-184,452
GISS	448,336	51,161	2,659,716	1,740,216	0	142,000	142,000	-14,851	-448,336	-193,161	-2,801,716	-1,725,365
MPHC	31,053	-3,154,852	-5,103,326	-2,162,023	0	8,120	38,308	796,428	-31,053	3,146,732	5,065,018	1,365,595
IGRD	-471,120	-1,457,352	-773,893	-1,345,477	35,000	-59,300	-77,627	491,443	436,120	1,516,652	851,520	854,034
QAMC	69,621	-1,542,494	-2,345,064	1,473,471	54,630	-93,767	75,736	-116,915	-124,251	1,636,261	2,269,328	-1,356,556
QATI	53,507	-198,708	-224,796	-8,147	0	-35,428	-57,303	20,000	-53,507	234,136	282,099	-11,853
DOHI	115,456	116,270	53,540	118,666	-11,372	-11,372	-11,372	-130,000	-104,084	-104,898	-42,168	11,334
QGRI	0	0	9,877	36,434	0	0	0	-10,000	0	0	-9,877	-26,434
AKHI	112,084	-27,346	287,751	321,853	0	-4,598	-13,099	400	-112,084	31,944	-274,652	-322,253
QISI	3,320	-38,218	-47,256	16,582	0	0	0	0	-3,320	38,218	47,256	-16,582
BEMA	0	0	-2,511	-22,071	0	0	0	0	0	0	2,511	22,071
QLMI	-700	590,209	1,240,253	2,313,861	0	0	0	31,400	700	-590,209	-1,240,253	-2,345,261
UDCD	530,161	156,096	1,537,863	-765,577	70,000	323,479	382,479	355,832	-600,161	-479,575	-1,920,342	409,745
BRES	-341,884	-1,967,147	-7,777,927	-12,960,583	0	-10,000	-27,760	-47,735	341,884	1,977,147	7,805,687	13,008,318
ERES	-6,619	2,145,361	1,106,257	-2,852,987	8,579	-289,394	-155,120	60,205	-1,960	-1,855,967	-951,137	2,792,782
MRDS	1,029,986	-2,145,897	-8,454,101	-8,771,953	47,398	1,276,299	1,282,955	1,322,631	-1,077,384	869,598	7,171,146	7,449,322
ORDS	-73,096	-198,303	-569,420	386,943	0	-24,769	-24,673	2,866	73,096	223,072	594,093	-389,809
VFQS	-139,901	-666,630	-3,254,363	-2,071,517	0	-7,075	-7,075	-349,929	139,901	673,705	3,261,438	2,421,446
QNNS	-451,945	-1,564,492	-1,598,029	-1,754,224	-33,881	-42,196	-18,702	-17,177	485,826	1,606,688	1,616,731	1,771,401
GWCS	24,271	-32,079	157,338	163,187	0	775	775	20,775	-24,271	31,304	-158,113	-183,962
QGTS	325,860	4,543,033	11,013,144	4,896,098	4,813	4,313	12,186	84,246	-330,673	-4,547,346	-11,025,330	-4,980,344

Trading values by nationality for the last Session

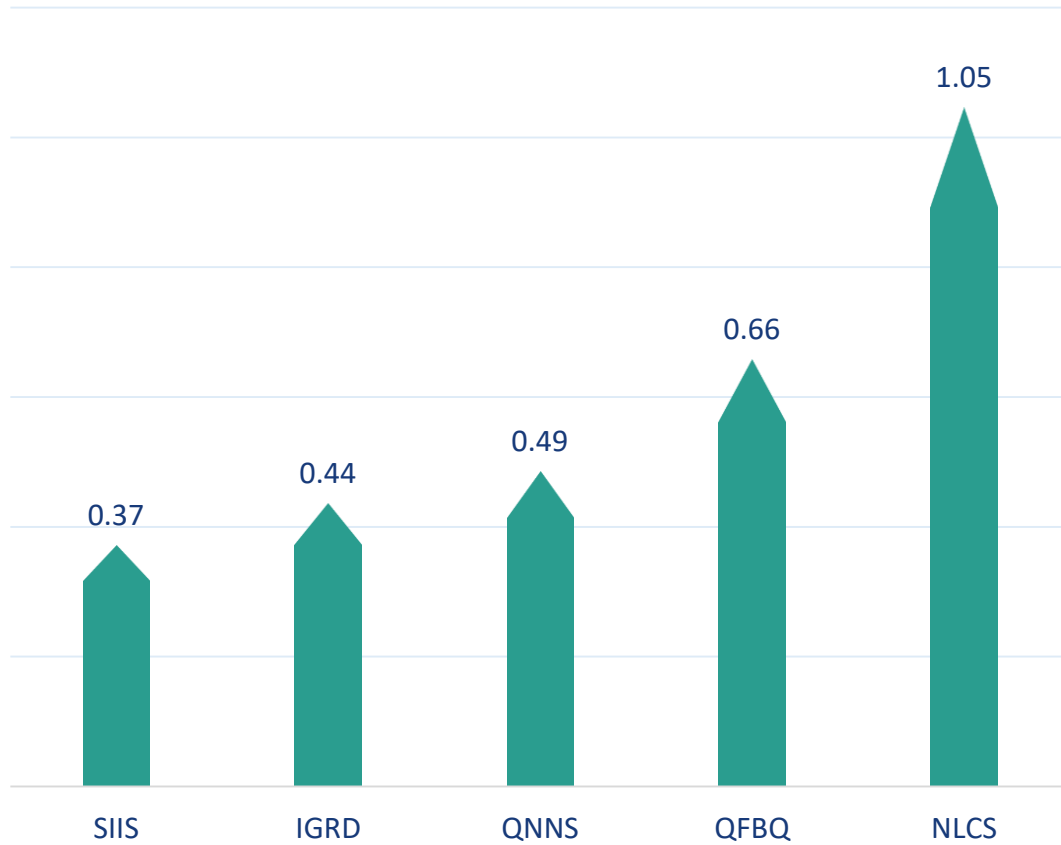
Nationality	Purchasing Value	Selling Value	Difference
Qataris	242.25	243.83	-1.59
GCC	16.41	17.67	-1.26
Arab	27.68	26.27	1.41
Foreigners	64.68	63.24	1.44
Total	351.02	351.02	0.00

In million QAR

Trading by nationality for the last session

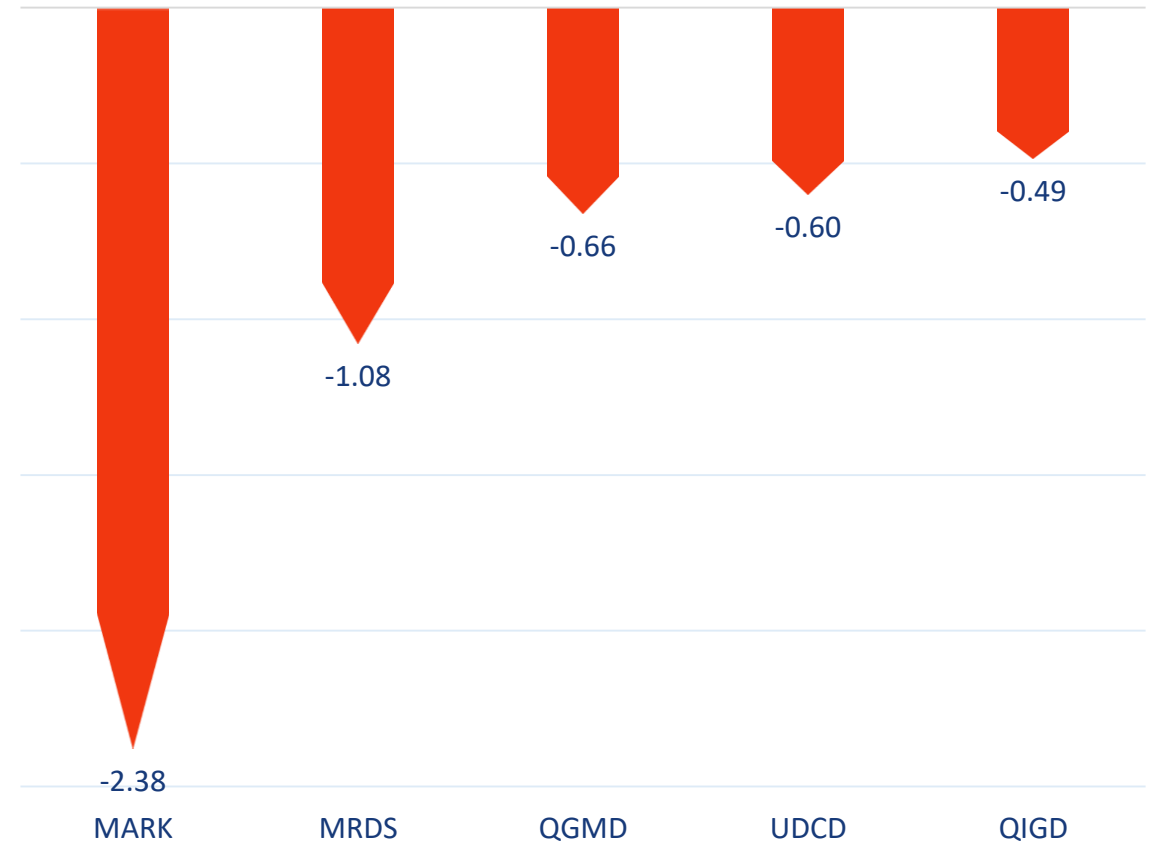
Nationality	Buy %	Sell %	Net
Qataris	69.01%	69.47%	-0.45%
GCC	4.67%	5.04%	-0.36%
Arab	7.89%	7.49%	0.40%
Foreigners	24.58%	21.95%	0.41%

Top 5 Companies bought (net) by **Foreigners** in the last session



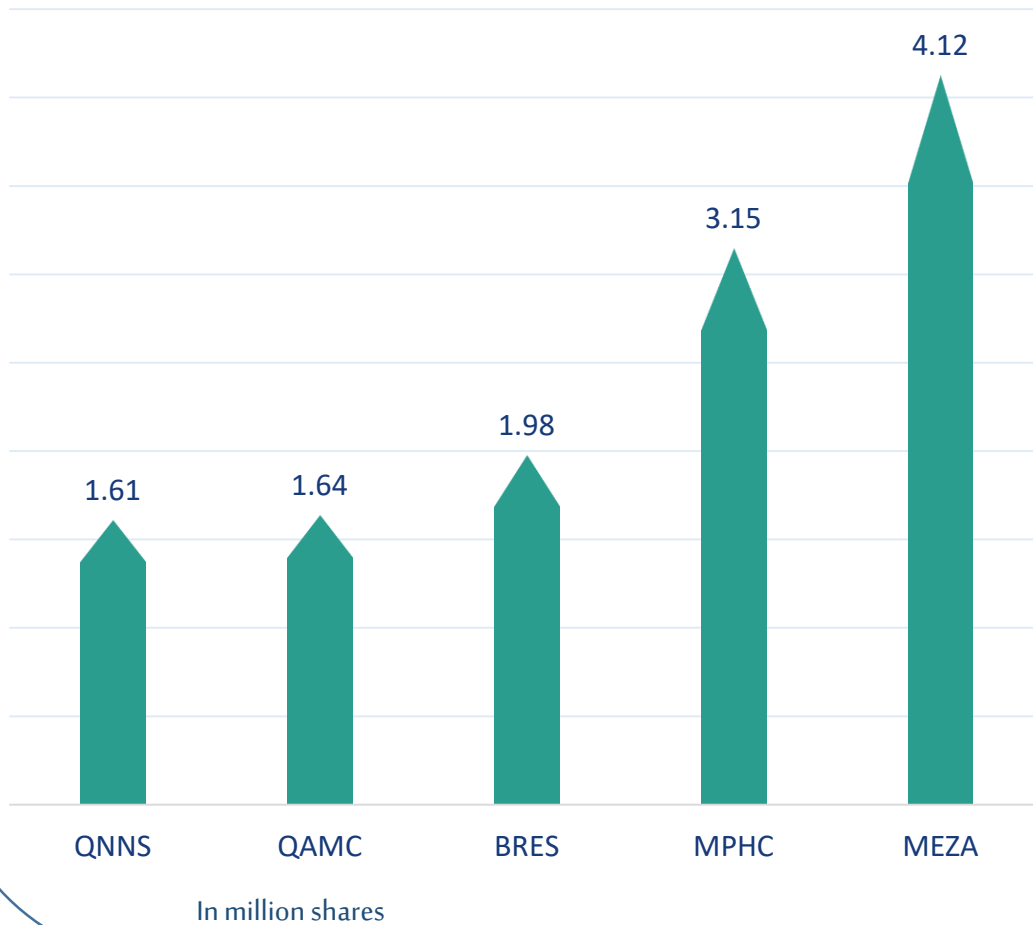
In million shares

Top 5 Companies sold (net) by **Foreigners** in the last session



In million shares

Top 5 Companies bought (net) by **Foreigners** over the last 5 Sessions



Top 5 Companies sold (net) by **Foreigners** over the last 5 Sessions





The figures represent a change in the number of shares.

Daily Change: The net change between 22nd and 21st of November trading sessions

Change for the last 5 sessions: The total daily net change for the last 5 sessions.


Change for the last 10 sessions: The total daily net change for the last 10 sessions.

Change for the last 20 sessions: The total daily net change for the last 20 sessions.

DISCLAIMER:

The information contained was obtained from various public sources believed to be reliable, but we do not guarantee its accuracy. Wasata Financial Securities makes no representations or warranties (express or implied) regarding the data and information provided and Wasata Financial Securities does not represent that the information content of this document is complete, or free from any error, not misleading, or fit for any particular purpose. This report document provides general information only. Neither the information nor any opinion expressed constitutes an offer or an invitation to make an offer, to buy or sell any securities or other investment products related to such securities or investments.

This report document contained is subject to change without prior notice. Wasata assumes no responsibility to update the information in this report document.



Prepared by Financial Advisory Department


وساطة
WASATA
للأوراق المالية
FINANCIAL SECURITIES

+974 44498880

ramzi.qasmieh@Wasata.qa