



Daily Report for Ownership Changes

31st of October 2023 Session

									31-Oct			
company	Qatari				GCC				Foreigners			
	Daily Chg.	Last 5 Sessions Chg.	Last 10 Sessions Chg.	Last 20 Sessions Chg.	Daily Chg.	Last 5 Sessions Chg.	Last 10 Sessions Chg.	Last 20 Sessions Chg.	Daily Chg.	Last 5 Sessions Chg.	Last 10 Sessions Chg.	Last 20 Sessions Chg.
QNBK	-34,919	3,884,034	4,291,970	3,489,943	50	57,411	-170,866	-259,913	34,869	-3,941,445	-4,121,104	-3,230,030
QIBK	8,565	536,446	1,514,322	1,611,878	0	-4,434	-19,955	-14,759	-8,565	-532,012	-1,494,367	-1,597,119
CBQK	464,068	3,044,862	3,309,739	5,605,761	0	27,000	27,000	345,096	-464,068	-3,071,862	-3,336,739	-5,950,857
DHBK	144,829	-302,412	-2,209,459	-2,739,728	36,000	-152,990	198,540	289,533	-180,829	455,402	2,010,919	2,450,195
ABQK	0	0	-123	-123	0	0	123	123	0	0	0	0
QIK	58,911	773,326	996,150	1,471,042	0	0	10,000	-229,613	-58,911	-773,326	-1,006,150	-1,241,429
MARK	4,901,342	8,090,086	12,173,255	13,888,740	35,123	31,306	-66,224	-748,708	-4,936,465	-8,121,392	-12,107,031	-13,140,032
DUBK	-320,504	144,914	-32,916	-1,648,265	4,100	4,319	1,989	-9,611	316,404	-149,233	30,927	1,657,876
QFBQ	59,099	-1,355,613	109,059	673,901	0	-6,237	-77,657	-27,218	-59,099	1,361,850	-31,402	-646,683
NLCS	470,975	-375,258	1,432,518	5,531,465	-6	-81,826	149,734	367,768	-470,969	457,084	-1,582,252	-5,899,233
DBIS	-179,858	-866,780	-161,039	-201,970	0	12,906	8,727	15,176	179,858	853,874	152,312	186,794
QOIS	546,820	1,371,354	2,305,680	3,303,762	0	-66,817	-564,335	-704,571	-546,820	-1,304,537	-1,741,345	-2,599,191
IHGS	-41,186	10,696	270,988	1,153,832	0	0	0	0	41,186	-10,696	-270,988	-1,153,832
ZHCD	750	-3,190	-1,323	-15,848	0	0	0	0	-750	3,190	1,323	15,848
QGMD	-1,230,265	-785,272	-1,185,364	-2,052,342	107,410	175,334	73,860	85,547	1,122,855	609,938	1,111,504	1,966,795
SIIS	-2,678,427	-3,624,556	-2,628,298	2,098,928	18,400	426,825	200,864	-779,206	2,660,027	3,197,731	2,427,434	-1,319,722
BLDN	86,167	-1,342,750	-2,160,654	-5,160,369	0	-559,099	45,901	5,311	-86,167	1,901,849	2,114,753	5,155,058
MCGS	30,990	615,334	805,156	780,518	0	0	0	0	-30,990	-615,334	-805,156	-780,518
QCFS	0	0	0	0	0	0	0	0	0	0	0	0
QFLS	133,338	836,175	813,678	849,814	0	1,570	2,070	-28,784	-133,338	-837,745	-815,748	-821,030
WDAM	-1,064,800	-974,826	-1,325,642	-1,002,720	-55,291	-121,826	-115,412	39,681	1,120,091	1,096,652	1,441,054	963,039
MCCS	-38,336	-169,241	169,682	320,115	0	1,050	-239	-239	38,336	168,191	-169,443	-319,876
MERS	1,608	4,494	-10,174	29,242	0	0	0	492	-1,608	-4,494	10,174	-29,734
MEZA	-443,045	-2,454,209	-5,585,818	-6,035,562	0	0	-4,000	-15,227	443,045	2,454,209	5,589,818	6,050,789
QIMD	-100,000	-99,157	-65,941	324,548	0	0	0	-200,200	100,000	99,157	65,941	-124,348

company									31-Oct			
	Qatari				GCC				Foreigners			
	Daily Chg.	Last 5 Sessions Chg.	Last 10 Sessions Chg.	Last 20 Sessions Chg.	Daily Chg.	Last 5 Sessions Chg.	Last 10 Sessions Chg.	Last 20 Sessions Chg.	Daily Chg.	Last 5 Sessions Chg.	Last 10 Sessions Chg.	Last 20 Sessions Chg.
QNCD	94,641	31,268	439,159	1,221,810	0	0	0	0	-94,641	-31,268	-439,159	-1,221,810
IQCD	156,322	-584,479	-444,627	-1,056,535	1,000	1,100	-35,250	-29,178	-157,322	583,379	479,877	1,085,713
QIGD	667,862	662,239	-351,679	-729,852	0	0	0	0	-667,862	-662,239	351,679	729,852
QEWS	31,340	-182,021	-444,583	-659,060	0	0	0	0	-31,340	182,021	444,583	659,060
AHCS	41,477	-1,146,073	-10,876	1,095,789	-373,400	11,610	-4,490	-96,990	331,923	1,134,463	15,366	-998,799
GISS	2,340,952	-90,421	-3,041,293	-3,140,013	-87,853	36,610	-66,852	-1,120,417	-2,253,099	53,811	3,108,145	4,260,430
MPHC	1,362,651	6,009,439	5,779,634	7,243,172	0	-68	21,603	139,801	-1,362,651	-6,009,371	-5,801,237	-7,382,973
IGRD	932,276	931,198	2,592,873	5,471,912	18,750	-2,713	3,429	5,575	-951,026	-928,485	-2,596,302	-5,477,487
QAMC	904,556	2,850,588	11,117,689	18,917,242	-79,048	-2,936	212,503	940,587	-825,508	-2,847,652	-11,330,192	-19,857,829
QATI	251,202	749,056	1,258,721	5,182,046	-50,000	27,303	-22,697	-3,582,697	-201,202	-776,359	-1,236,024	-1,599,349
DOHI	20,987	9,917	15,200	122,351	0	1,000	1,000	1,000	-20,987	-10,917	-16,200	-123,351
QGRI	2,024	21,169	21,169	56,248	0	-10,000	-10,000	-10,000	-2,024	-11,169	-11,169	-46,248
AKHI	237,675	214,595	-572,141	-1,596,637	39,529	63,713	63,713	85,433	-277,204	-278,308	508,428	1,511,204
QISI	53,347	49,847	57,440	49,855	0	0	-31,570	-31,570	-53,347	-49,847	-25,870	-18,285
BEMA	0	-14,450	-11,050	54,875	0	0	0	0	0	14,450	11,050	-54,875
QLMI	9,595	42,995	94,465	-52,262	0	0	0	-1,000	-9,595	-42,995	-94,465	53,262
UDCD	261,186	-424,337	-1,052,361	-10,108,411	0	-36,647	262,941	519,079	-261,186	460,984	789,420	9,589,332
BRES	-197,580	-469,752	-770,921	1,910,759	0	25	30,025	14,355	197,580	469,727	740,896	-1,925,114
ERES	-830,059	-1,150,520	-491,804	-218,803	-39,886	-110,919	-104,078	51,339	869,945	1,261,439	595,882	167,464
MRDS	2,485,242	-4,507,535	-6,043,215	-3,852,863	8,263	-410,948	56,461	-124,962	-2,493,505	4,918,483	5,986,754	3,977,825
ORDS	696,383	1,685,265	2,008,200	3,131,269	27,539	27,539	-260,551	-980,461	-723,922	-1,712,804	-1,747,649	-2,150,808
VFQS	1,930,645	4,716,492	-1,036,927	-6,827,146	0	14,826	-14,675	-106,021	-1,930,645	-4,731,318	1,051,602	6,933,167
QNNS	84,476	192,381	1,232,405	2,136,195	0	0	250	-169,750	-84,476	-192,381	-1,232,655	-1,966,445
GWCS	-47,737	90,691	197,594	-356,664	0	20,000	20,000	25,000	47,737	-110,691	-217,594	331,664
QGTS	-768,776	-2,038,609	4,388,022	4,831,654	16,800	-22,460	228,556	240,338	751,976	2,061,069	-4,616,578	-5,071,992

Trading values by nationality for the last Session

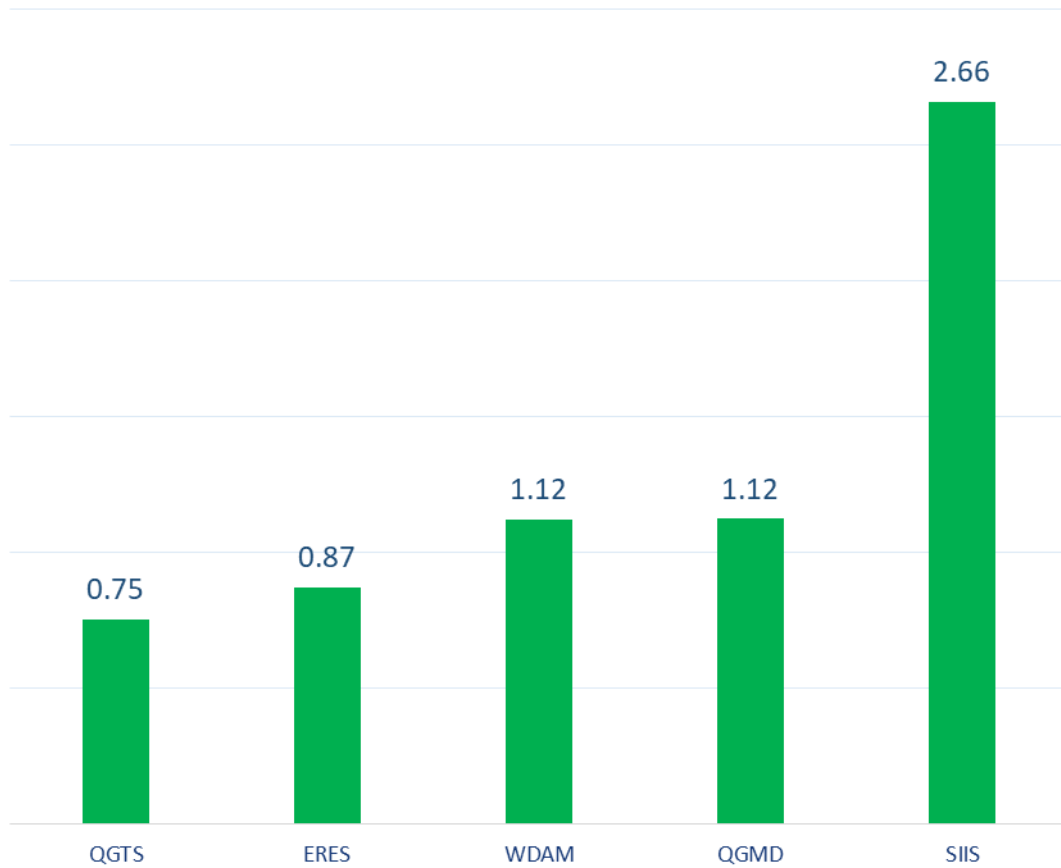
Nationality	Purchasing Value	Selling Value	Difference
Qataris	438.31	404.73	33.58
GCC	35.85	5.64	30.21
Arab	81.01	88.77	-7.76
Foreigners	128.01	184.04	-56.03
Total	683.18	683.18	0.00

In million QAR

Trading by nationality for the last Session

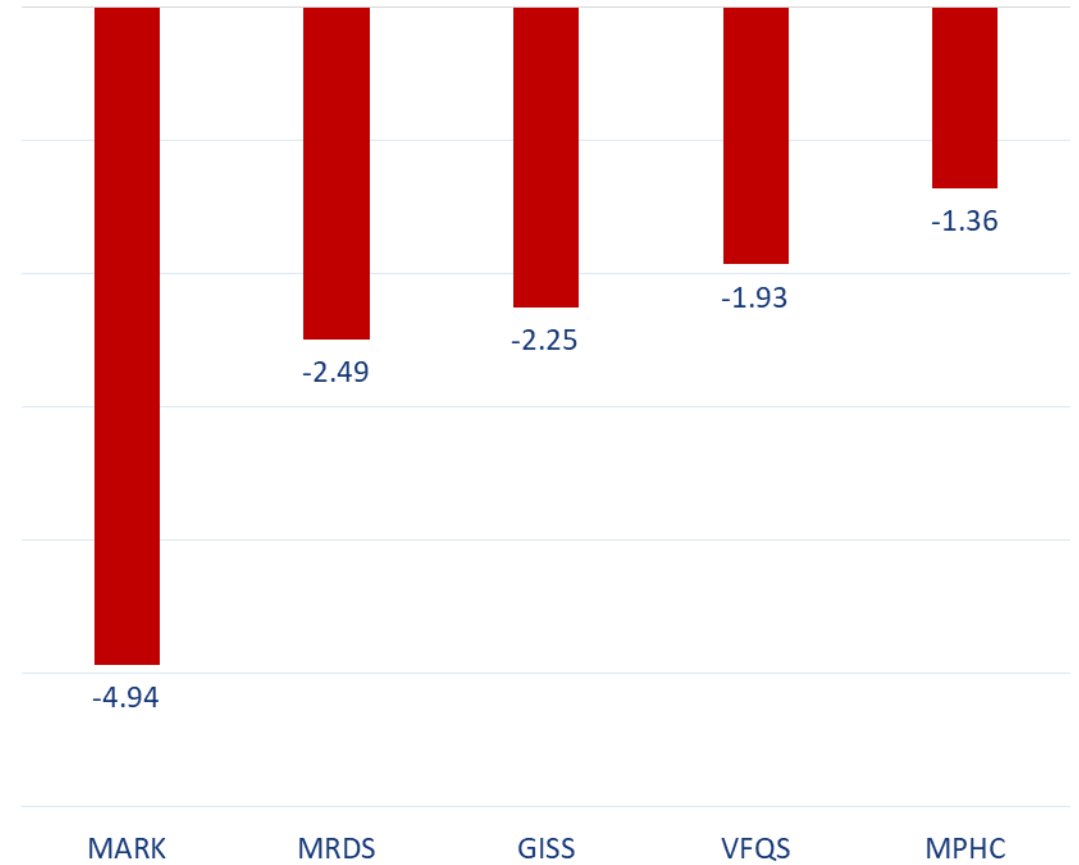
Nationality	Buy %	Sell %	Net
Qataris	64.16%	59.24%	4.92%
GCC	5.25%	0.83%	4.42%
Arab	11.86%	12.99%	-1.14%
Foreigners	24.58%	21.95%	-8.20%

Top 5 Companies bought (net) by **Foreigners** in the last session



In million shares

Top 5 Companies sold (net) by **Foreigners** in the last session



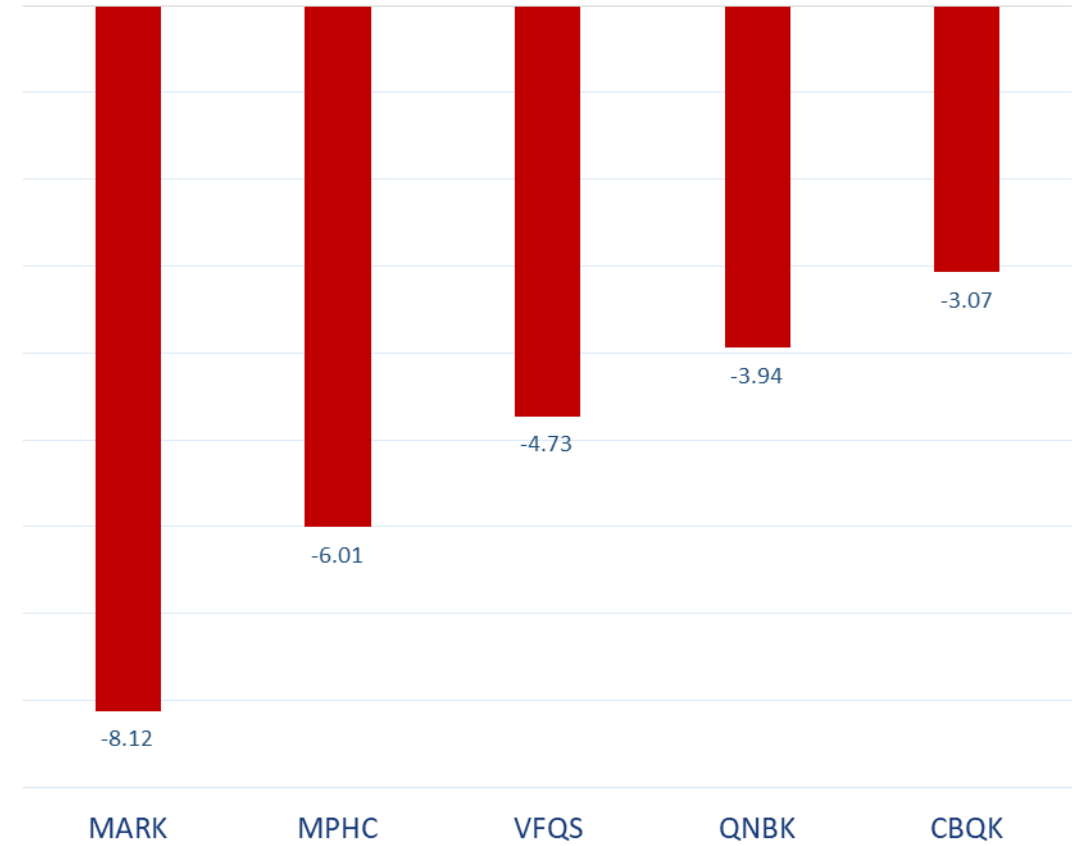
In million shares

Top 5 Companies bought (net) by **Foreigners** over the last week



In million shares

Top 5 Companies sold (net) by **Foreigners** over the last week



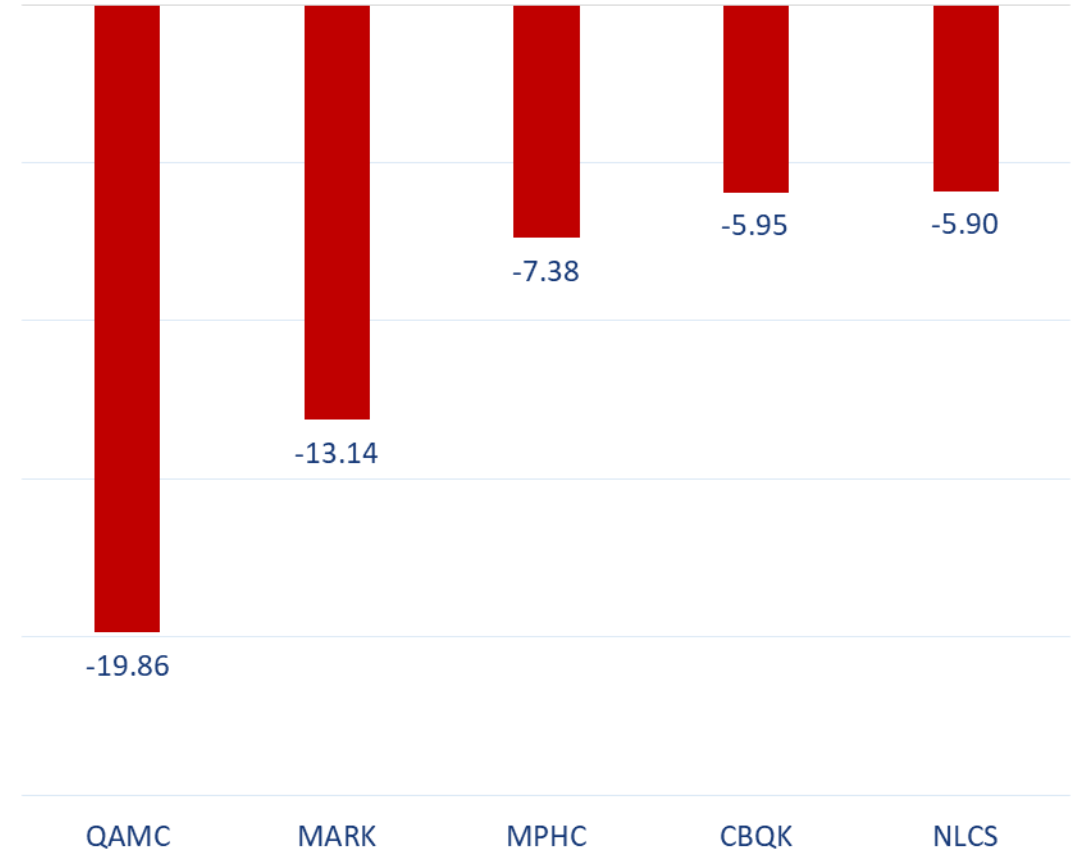
In million shares

Top 5 Companies bought (net) by **Foreigners** over the last 20 days



In million shares

Top 5 Companies sold (net) by **Foreigners** over the last 20 days



In million shares



The figures represent a change in the number of shares.

Daily Change: The net change between 31st and 30th of October and

Change for the last 5 sessions: The total daily net change for the last 5 sessions.

Change for the last 10 sessions: The total daily net change for the last 10 sessions.

Change for the last 20 sessions: The total daily net change for the last 20 sessions.

DISCLAIMER:

The information contained was obtained from various public sources believed to be reliable, but we do not guarantee its accuracy. Wasata Financial Securities makes no representations or warranties (express or implied) regarding the data and information provided and Wasata Financial Securities does not represent that the information content of this document is complete, or free from any error, not misleading, or fit for any particular purpose. This report document provides general information only. Neither the information nor any opinion expressed constitutes an offer or an invitation to make an offer, to buy or sell any securities or other investment products related to such securities or investments.

This report document contained is subject to change without prior notice. Wasata assumes no responsibility to update the information in this report document.

Prepared by Financial Advisory Department



+974 44498880
ramzi.qasmieh@Wasata.qa