



Daily Report for Ownership Changes

5th of November 2023 Session

									5-Nov			
Company	Qatari				GCC				Foreigners			
	Daily Chg.	Last 5 Sessions Chg.	Last 10 Sessions Chg.	Last 20 Sessions Chg.	Daily Chg.	Last 5 Sessions Chg.	Last 10 Sessions Chg.	Last 20 Sessions Chg.	Daily Chg.	Last 5 Sessions Chg.	Last 10 Sessions Chg.	Last 20 Sessions Chg.
QNBK	66,417	641,728	3,517,049	3,318,632	0	-10,869	57,342	-284,336	-66,417	-630,859	-3,574,391	-3,034,296
QIBK	-241,692	669,105	1,303,245	2,161,939	-7,521	-10,398	-11,455	-23,683	249,213	-658,707	-1,291,790	-2,138,256
CBQK	-32,774	2,147,458	4,034,576	5,905,007	0	0	27,000	27,000	32,774	-2,147,458	-4,061,576	-5,932,007
DHBK	166,298	-173,030	3,641,336	-3,636,489	53,151	72,451	58,491	402,654	-219,449	100,579	-3,699,827	3,233,835
ABQK	-598	-598	-721	-721	0	0	123	123	598	598	598	598
QIK	-120,213	-130,610	533,218	655,444	0	0	5,000	15,000	120,213	130,610	-538,218	-670,444
MARK	-5,044,704	2,742,784	5,868,228	4,800,089	-48,018	-71,404	-78,153	-720,675	5,092,722	-2,671,380	-5,790,075	-4,079,414
DUBK	-252,320	176,813	629,469	-1,816,295	88	-12,535	7,133	-5,851	252,322	-164,278	-636,602	1,822,146
QFBQ	-451,028	-2,589,909	-325,556	977,038	-17,315	23,618	18,648	-28,669	468,343	2,566,291	306,908	-948,369
NLCS	-1,469,485	355,052	884,960	5,025,432	32,000	-23,949	-193,278	267,447	1,437,485	-331,103	-691,682	-5,292,879
DBIS	96,900	300,350	-95,014	848,720	10,000	41,130	-4,887	25,176	-106,900	-341,480	99,901	-873,896
QOIS	-932,069	630,075	3,090,497	2,528,372	37,777	4,078	-513,312	-752,952	894,292	-634,153	-2,577,185	-1,775,420
IHGS	222,252	259,289	223,819	1,551,382	0	0	0	0	-222,252	-259,289	-223,819	-1,551,382
ZHCD	-1,441	-670	-2,773	9,757	0	0	0	0	1,441	670	2,773	-9,757
QGMD	311,218	127,112	83,704	-52,342	125,085	208,100	341,967	216,480	-436,303	-335,212	-425,671	-164,138
SIIS	2,061,193	3,818,317	3,197,890	5,907,235	-497,353	-148,839	-208,334	-894,251	-1,563,840	-3,669,478	-2,989,556	-5,012,984
BLDN	-555,543	745,995	-1,132,550	-1,208,017	1,000	-464,962	-58,099	-157,284	554,543	-281,033	1,190,649	1,365,301
MCGS	13,304	711,451	684,552	941,215	0	0	0	0	-13,304	-711,451	-684,552	-941,215
QCFS	0	0	0	0	0	0	0	0	0	0	0	0
QFLS	-645,509	496,802	838,314	741,836	12,476	12,676	14,246	-4,499	633,033	-509,478	-852,560	-737,337
WDAM	583,861	-97,340	-1,160,605	-1,816,806	0	-45,945	39,522	25,859	-583,861	143,285	1,121,083	1,790,947
MCCS	-22,950	-437,037	-239,589	37,286	0	0	-239	-239	22,950	437,037	239,828	-37,047
MERS	19,652	-6,610	-71,458	-504	0	0	0	-808	-19,652	6,610	71,458	1,312
MEZA	-1,125,816	-3,366,901	-5,294,338	-6,790,823	0	0	0	-18,356	1,125,816	3,366,901	5,294,338	6,809,179
QIMD	59,768	-248,216	-253,203	144,848	0	0	0	-200,200	-59,768	248,216	253,203	55,352

									5-Nov			
Company	Qatari				GCC				Foreigners			
	Daily Chg.	Last 5 Sessions Chg.	Last 10 Sessions Chg.	Last 20 Sessions Chg.	Daily Chg.	Last 5 Sessions Chg.	Last 10 Sessions Chg.	Last 20 Sessions Chg.	Daily Chg.	Last 5 Sessions Chg.	Last 10 Sessions Chg.	Last 20 Sessions Chg.
QNCD	98,785	153,981	440,325	968,895	0	0	0	0	-98,785	-153,981	-440,325	-968,895
IQCD	-157,051	-1,683,265	-1,210,971	-3,399,446	0	1,000	3,550	-58,580	157,051	1,682,265	1,207,421	3,458,026
QIGD	-163,768	411,396	364,072	-869,226	0	0	0	0	163,768	-411,396	-364,072	869,226
QEWS	-260,812	-397,741	-761,151	-1,126,234	0	400	400	400	260,812	397,341	760,751	1,125,834
AHCS	148,347	-630,306	-35,855	730,325	0	11,500	-4,490	-8,490	-148,347	618,806	40,345	-721,835
GISS	-352,179	-260,504	-2,541,384	-9,064,080	-900	-27,608	11,942	-1,042,814	353,079	288,112	2,529,442	10,106,894
MPHC	-1,848,028	2,430,610	4,825,789	3,779,721	0	746,700	771,603	889,702	1,848,028	-3,177,310	-5,597,392	-4,669,423
IGRD	-1,150,887	-1,820,584	-317,500	3,421,995	-7,198	261,979	231,658	231,254	1,158,085	1,558,605	85,842	-3,653,249
QAMC	681,291	666,762	7,701,322	17,545,347	-122,626	-191,080	105,033	820,117	-558,665	-475,682	-7,806,355	-18,365,464
QATI	-994,273	-302,576	278,461	3,607,758	28,000	25,303	5,303	-3,554,697	966,273	277,273	-283,764	-53,061
DOHI	22,000	53,424	75,695	147,755	-33,688	-118,628	-118,628	-118,628	11,688	65,204	42,933	-29,127
QGRI	0	24,772	24,772	60,272	0	-10,000	-10,000	-10,000	0	-14,772	-14,772	-50,272
AKHI	-234,918	569,781	-608,886	-306,242	-44,816	0	0	-24,201	279,734	-569,781	608,886	330,443
QISI	17,563	79,528	86,349	97,551	0	0	-31,570	-31,570	-17,563	-79,528	-54,779	-65,981
BEMA	-66	-13,846	-16,946	44,979	0	0	0	0	66	13,846	16,946	-44,979
QLMI	567,852	742,572	715,422	706,814	20,000	19,400	19,400	19,400	-587,852	-761,972	-734,822	-726,214
UDCD	-840,365	-1,135,522	238,497	-6,777,351	0	0	99,385	548,779	840,365	1,135,522	-337,882	6,228,572
BRES	-379,309	-2,493,262	-2,302,477	-911,291	-30,000	-30,000	-29,975	25	409,309	2,523,262	2,332,452	911,266
ERES	-2,378,318	-4,169,879	-3,154,377	-2,836,886	-64,372	333,166	198,517	335,228	2,442,690	3,836,713	2,955,860	2,501,658
MRDS	3,964,278	9,447,559	-2,140,471	-1,856,324	181,429	-98,028	-155,913	284,142	-4,145,707	-9,349,531	2,296,384	1,572,182
ORDS	-95,368	639,750	1,841,368	2,881,469	0	27,539	-260,551	-981,061	95,368	-667,289	-1,580,817	-1,900,408
VFQS	-897,132	-151,317	878,667	-6,893,623	-29,731	-15,731	-47,108	-37,252	926,863	167,048	-831,559	6,930,875
QNNS	65,651	65,550	949,392	1,948,435	0	0	250	-149,750	-65,651	-65,550	-949,642	-1,798,685
GWCS	-227,880	393,181	245,219	-242,631	0	0	20,000	20,000	227,880	-393,181	-265,219	222,631
QGTS	-2,153,334	-3,485,558	-3,958,920	2,505,441	-14,500	85,500	-3,760	302,651	2,167,834	3,400,058	3,962,680	-2,808,092

Trading values by nationality for the last Session

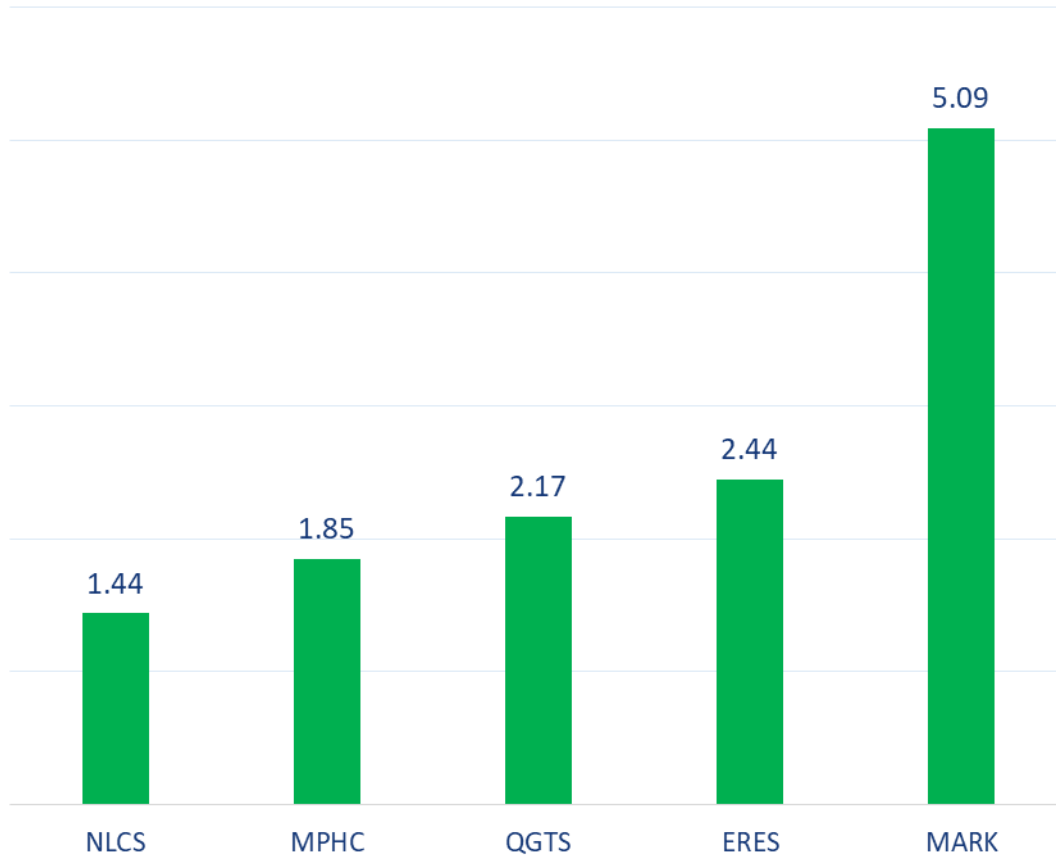
Nationality	Purchasing Value	Selling Value	Difference
Qataris	503.80	555.73	-51.93
GCC	32.10	10.99	21.11
Arab	93.88	84.77	9.12
Foreigners	62.07	40.37	21.71
Total	691.85	691.85	0.00

In million QAR

Trading by nationality for the last session

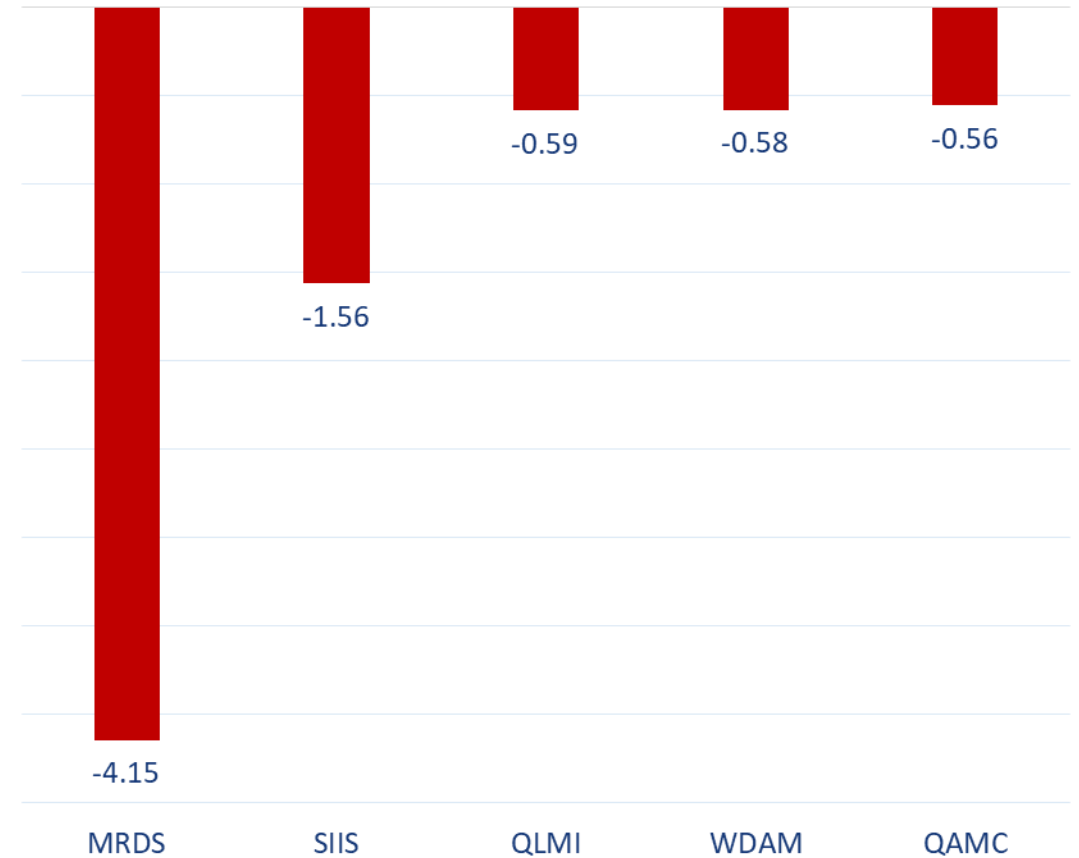
Nationality	Buy %	Sell %	Net
Qataris	72.82%	80.26%	-7.44%
GCC	4.64%	1.59%	3.05%
Arab	13.57%	12.25%	1.32%
Foreigners	24.58%	21.95%	3.14%

Top 5 Companies bought (net) by **Foreigners** in the last session



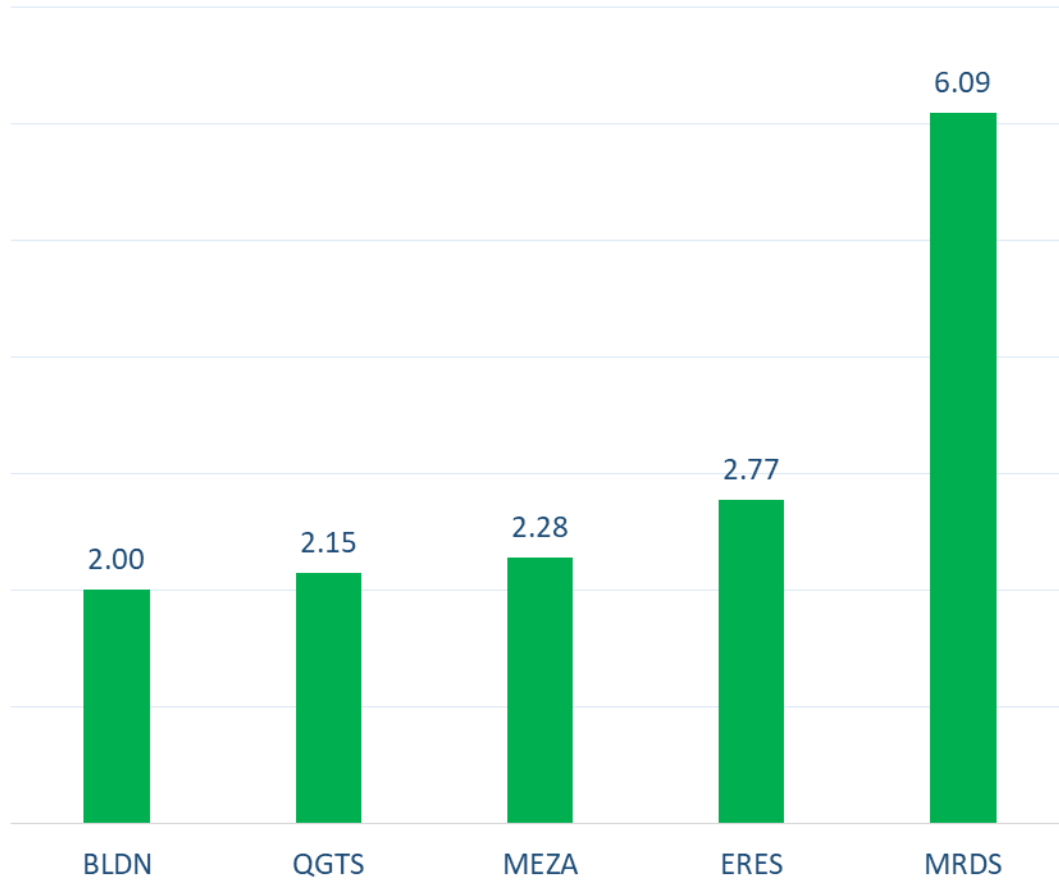
In million shares

Top 5 Companies sold (net) by **Foreigners** in the last session



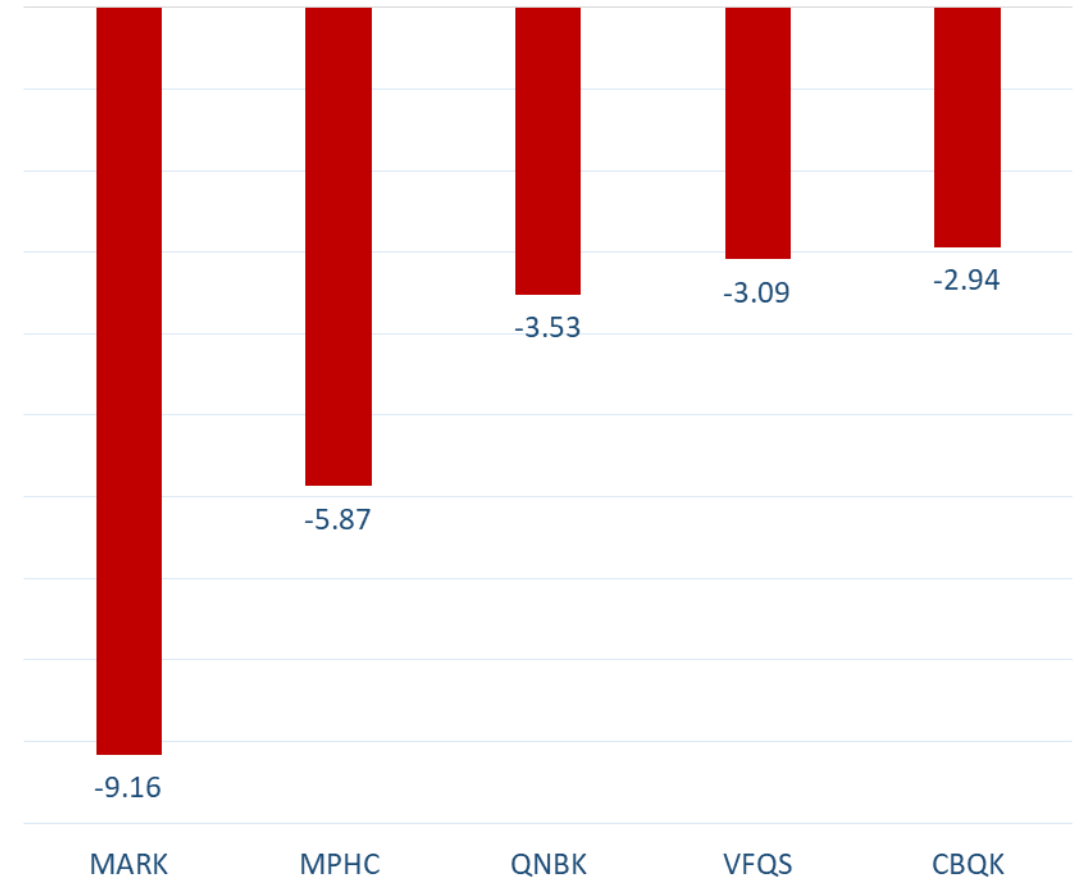
In million shares

Top 5 Companies bought (net) by **Foreigners** over the last 5 Sessions



In million shares

Top 5 Companies sold (net) by **Foreigners** over the last 5 Sessions



In million shares



The figures represent a change in the number of shares.

Daily Change: The net change between 5th and 2nd of November trading sessions

Change for the last 5 sessions: The total daily net change for the last 5 sessions.

Change for the last 10 sessions: The total daily net change for the last 10 sessions.

Change for the last 20 sessions: The total daily net change for the last 20 sessions.

DISCLAIMER:

The information contained was obtained from various public sources believed to be reliable, but we do not guarantee its accuracy. Wasata Financial Securities makes no representations or warranties (express or implied) regarding the data and information provided and Wasata Financial Securities does not represent that the information content of this document is complete, or free from any error, not misleading, or fit for any particular purpose. This report document provides general information only. Neither the information nor any opinion expressed constitutes an offer or an invitation to make an offer, to buy or sell any securities or other investment products related to such securities or investments.

This report document contained is subject to change without prior notice. Wasata assumes no responsibility to update the information in this report document.



Prepared by Financial Advisory Department


وساطة
WASATA
للأوراق المالية
FINANCIAL SECURITIES

+974 44498880

ramzi.qasmieh@Wasata.qa