



Daily Report for Ownership Changes

7th of November 2023 Session

Company									7-Nov			
	Qatari				GCC				Foreigners			
	Daily Chg.	Last 5 Sessions Chg.	Last 10 Sessions Chg.	Last 20 Sessions Chg.	Daily Chg.	Last 5 Sessions Chg.	Last 10 Sessions Chg.	Last 20 Sessions Chg.	Daily Chg.	Last 5 Sessions Chg.	Last 10 Sessions Chg.	Last 20 Sessions Chg.
QNBK	-276,192	-603,683	3,393,259	1,274,105	-50,000	-70,761	-10,116	-365,566	326,192	674,444	-3,383,143	-908,539
QIBK	-212,092	-168,192	881,782	1,526,253	0	-7,521	-11,455	-26,850	212,092	175,713	-870,327	-1,499,403
CBQK	428,741	1,002,569	3,706,981	5,904,411	0	241,171	268,171	268,171	-428,741	-1,243,740	-3,975,152	-6,172,582
DHBK	-851,998	-2,426,627	-1,582,874	-4,530,774	13,849	47,000	-115,990	3,006	838,149	2,379,627	1,698,864	4,527,768
ABQK	0	-598	-598	-721	0	0	0	123	0	598	598	598
QIJK	-270,385	-1,196,994	-412,314	-279,274	0	0	0	15,000	270,385	1,196,994	412,314	264,274
MARK	-661,894	-9,433,723	-903,091	-227,055	-50,538	-80,263	-55,537	-222,856	712,432	9,513,986	958,628	449,911
DUBK	-148,454	433,458	350,403	-1,342,644	1,305	3,119	7,438	-2,058	147,149	-436,577	-357,841	1,344,702
QFBQ	87,986	119,671	-1,040,571	100,168	22,000	44,685	38,448	24,028	-109,986	-164,356	1,002,123	-124,196
NLCS	413,446	3,258,648	3,475,333	7,989,560	-150,000	-63,850	-173,279	163,809	-263,446	-3,194,798	-3,302,054	-8,153,369
DBIS	-413,798	1,068	-799,830	492,812	0	-33,926	-21,020	-11,750	413,798	32,858	820,850	-481,062
QOIS	15,405	78	1,841,632	2,504,106	0	202,453	135,636	-510,449	-15,405	-202,531	-1,977,268	-1,993,657
IHGS	244,981	439,714	476,435	321,434	0	0	0	0	-244,981	-439,714	-476,435	-321,434
ZHCD	0	-2,860	-4,213	9,717	0	0	0	0	0	2,860	4,213	-9,717
QGMD	276,034	1,407,410	1,302,731	285,405	59,466	143,382	339,516	196,628	-335,500	-1,550,792	-1,642,247	-482,033
SIIS	-1,883,741	7,747,804	4,449,588	8,773,217	-34,000	-740,831	-314,006	-1,118,240	1,917,741	-7,006,973	-4,135,582	-7,654,977
BLDN	66,222	2,480,202	849,318	894,428	75,000	94,549	-464,550	120,450	-141,222	-2,574,751	-384,768	-1,014,878
MCGS	21,976	30,371	630,814	764,240	0	0	0	0	-21,976	-30,371	-630,814	-764,240
QCFS	0	0	0	0	0	0	0	0	0	0	0	0
QFLS	46,213	449,144	1,396,257	1,271,878	0	-400	1,170	-18,330	-46,213	-448,744	-1,397,427	-1,253,548
WDAM	-284,695	767,703	-307,339	-1,191,277	0	18,220	-103,051	-164,037	284,695	-785,923	410,390	1,355,314
MCCS	51,068	-74,474	-161,825	82,242	0	0	1,050	-239	-51,068	74,474	160,775	-82,003
MERS	-62,476	-26,820	-26,064	-56,328	0	0	0	0	62,476	26,820	26,064	56,328
MEZA	-203,167	-2,479,326	-5,328,747	-7,294,912	0	-2,887	-2,887	-10,000	203,167	2,482,213	5,331,634	7,304,912
QIMD	-80,407	-249,027	-352,761	-64,970	0	0	0	-200,200	80,407	249,027	352,761	265,170

Company									7-Nov			
	Qatari				GCC				Foreigners			
	Daily Chg.	Last 5 Sessions Chg.	Last 10 Sessions Chg.	Last 20 Sessions Chg.	Daily Chg.	Last 5 Sessions Chg.	Last 10 Sessions Chg.	Last 20 Sessions Chg.	Daily Chg.	Last 5 Sessions Chg.	Last 10 Sessions Chg.	Last 20 Sessions Chg.
QNCD	-388	193,108	402,264	816,723	0	0	0	0	388	-193,108	-402,264	-816,723
IQCD	-267,225	-1,804,741	-2,046,433	-3,202,903	0	438	3,988	-58,142	267,225	1,804,303	2,042,445	3,261,045
QIGD	-315,884	-897,604	-290,536	-1,187,245	0	0	0	0	315,884	897,604	290,536	1,187,245
QEWS	-23,305	-591,616	-986,299	-1,190,735	0	400	400	400	23,305	591,216	985,899	1,190,335
AHCS	-65,191	74,370	-1,003,254	388,526	0	0	3,510	-4,490	65,191	-74,370	999,744	-384,036
GISS	1,342,980	-1,699,354	-2,634,329	-10,836,010	-111,909	-127,461	-140,851	-166,645	-1,231,071	1,826,815	2,775,180	11,002,655
MPHC	1,039,473	-1,846,788	2,581,638	2,041,231	0	758,188	758,120	803,647	-1,039,473	1,088,600	-3,339,758	-2,844,878
IGRD	-248,940	-1,627,395	-337,944	200,723	343,554	571,783	569,070	613,674	-94,614	1,055,612	-231,126	-814,397
QAMC	748,175	1,675,042	6,390,445	13,662,906	-3,900	-148,715	-157,640	1,178,788	-744,275	-1,526,327	-6,232,805	-14,841,694
QATI	125,499	-464,162	380,792	2,405,656	22,000	50,000	77,303	-1,832,697	-147,499	414,162	-458,095	-572,959
DOHI	-10,430	64,709	74,626	79,909	0	-119,628	-118,628	-118,628	10,430	54,919	44,002	38,719
QGRI	1,785	5,388	26,557	26,557	0	0	-10,000	-10,000	-1,785	-5,388	-16,557	-16,557
AKHI	95,572	-410,819	-1,143,179	-818,597	13,499	-50,214	13,499	-10,702	-109,071	461,033	1,129,680	829,299
QISI	-12,240	13,448	71,808	64,063	0	0	-31,570	-31,570	12,240	-13,448	-40,238	-32,493
BEMA	1,786	-5,110	-19,560	-15,235	0	0	0	0	-1,786	5,110	19,560	15,235
QLMI	217,860	1,030,613	1,073,558	1,104,833	12,000	31,400	31,400	31,400	-229,860	-1,062,013	-1,104,958	-1,136,233
UDCD	-726,969	-608,848	-847,492	-5,984,499	0	10,000	-26,244	375,799	726,969	598,848	873,736	5,608,700
BRES	-1,473,066	-3,844,606	-5,063,823	-3,901,537	-26,237	-20,000	-19,975	10,025	1,499,303	3,864,606	5,083,798	3,891,512
ERES	-1,439,696	-1,918,560	-3,585,871	-3,362,980	112,951	155,204	218,325	229,531	1,326,745	1,763,356	3,367,546	3,133,449
MRDS	-1,493,207	4,282,332	-2,580,039	-1,406,731	152,958	248,825	178,004	317,492	1,340,249	-4,531,157	2,402,035	1,089,239
ORDS	-126,898	-266,536	1,514,677	1,264,356	0	0	-110,614	-645,529	126,898	266,536	-1,404,063	-618,827
VFQS	-35,704	-2,679,755	1,368,077	-6,914,825	-15,000	-357,680	-342,854	-365,201	50,704	3,037,435	-1,025,223	7,280,026
QNNS	29,066	-161,961	383,410	1,122,334	25	1,525	1,525	-148,225	-29,091	160,436	-384,935	-974,109
GWCS	41,595	-70,630	16,560	-313,903	0	0	20,000	20,000	-41,595	70,630	-36,560	293,903
QGTS	-650,027	-4,238,570	-6,710,097	1,158,635	0	58,720	27,260	287,269	650,027	4,179,850	6,682,837	-1,445,904

Trading values by nationality for the last Session

Nationality	Purchasing Value	Selling Value	Difference
Qataris	473.14	493.90	-20.76
GCC	19.47	28.27	-8.80
Arab	74.72	80.36	-5.64
Foreigners	124.89	89.70	35.19
Total	692.22	692.22	0.00

In million QAR

Trading by nationality for the last session

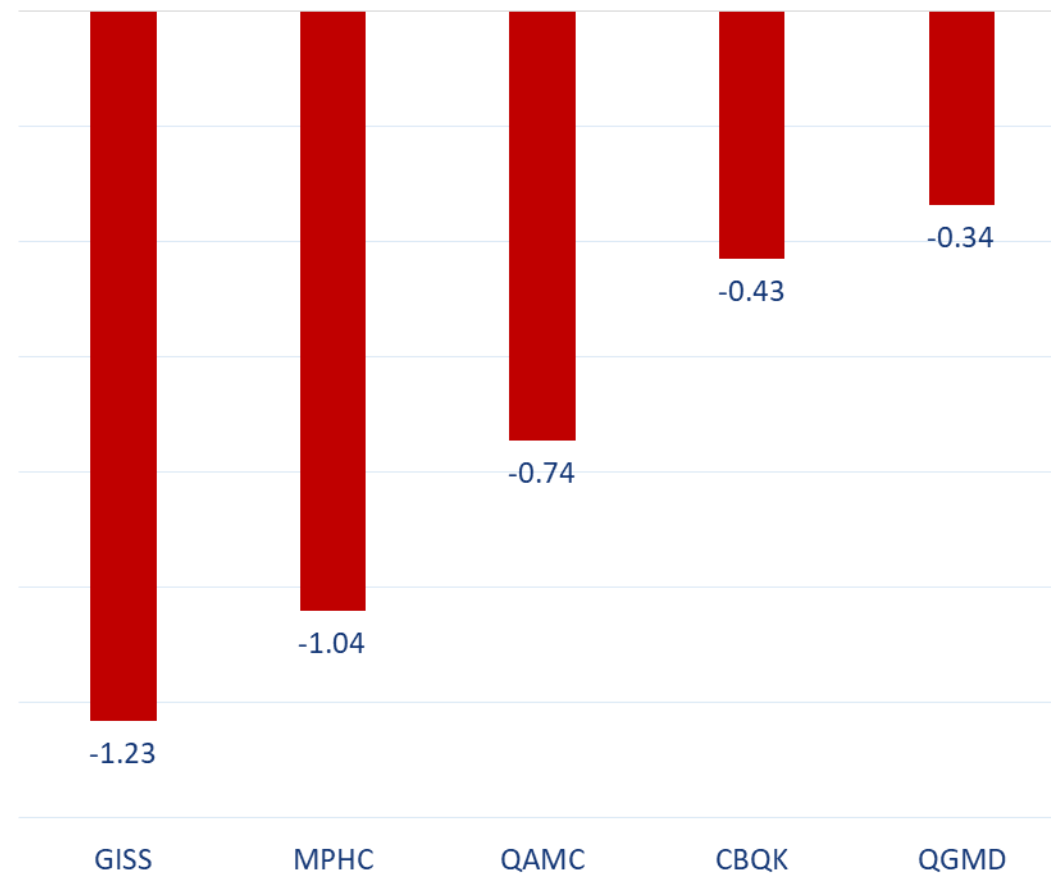
Nationality	Buy %	Sell %	Net
Qataris	68.35%	71.35%	-3.00%
GCC	2.81%	4.08%	-1.27%
Arab	10.80%	11.61%	-0.81%
Foreigners	24.58%	21.95%	5.08%

Top 5 Companies bought (net) by **Foreigners** in the last session



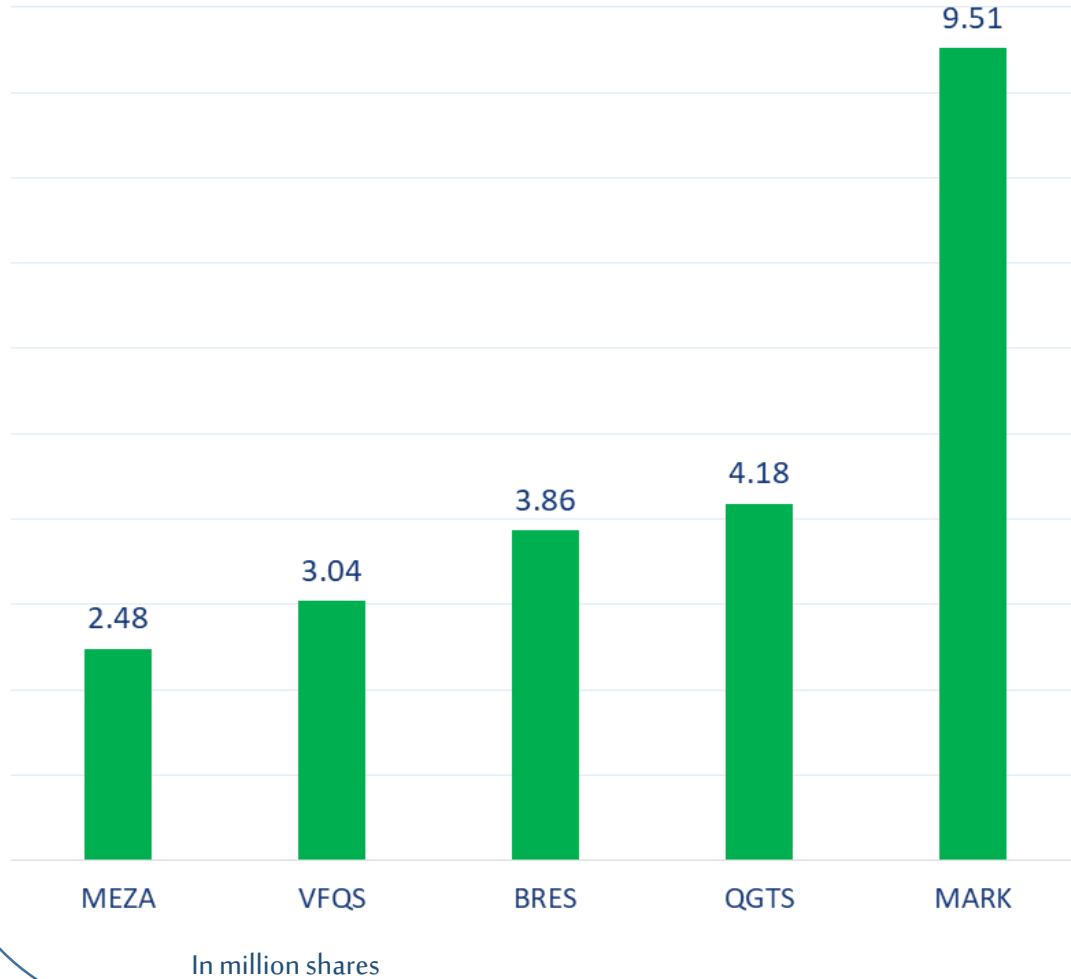
In million shares

Top 5 Companies sold (net) by **Foreigners** in the last session

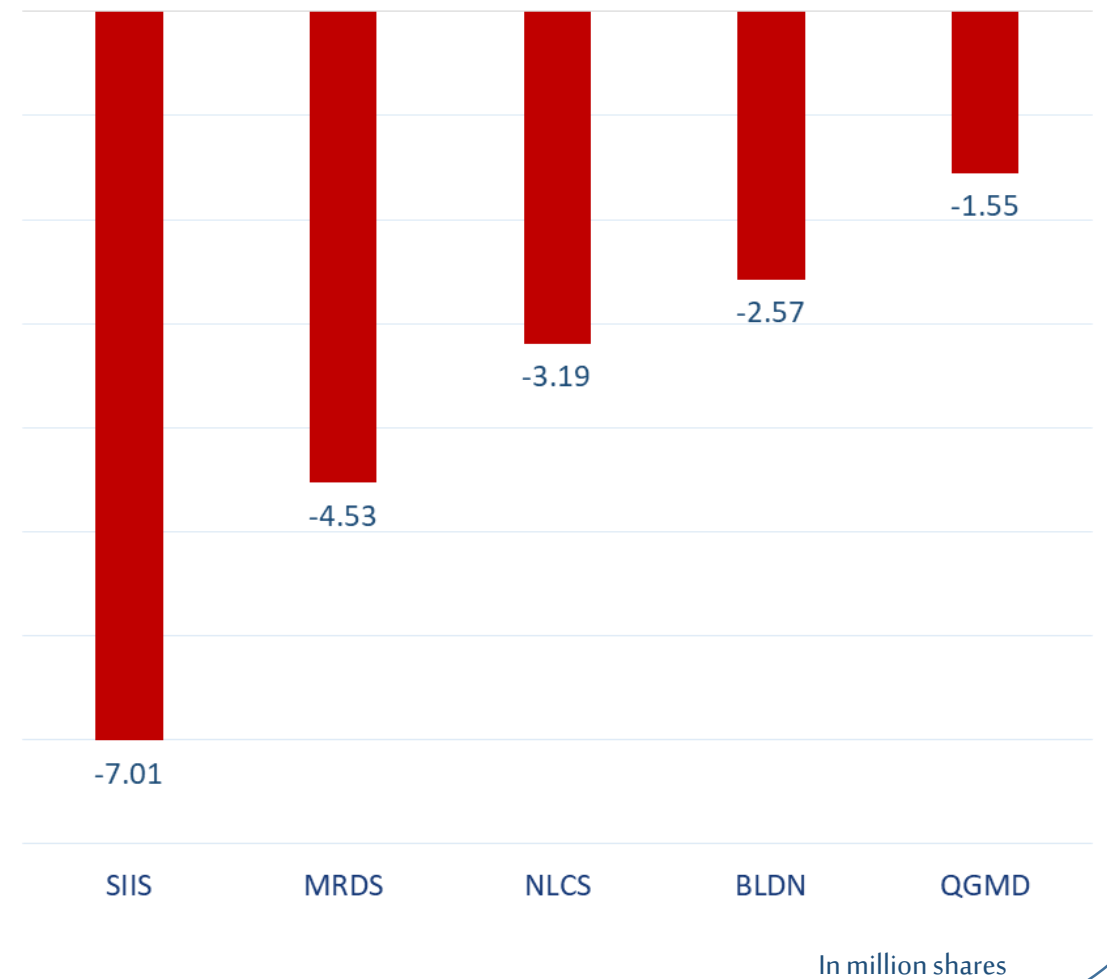


In million shares

Top 5 Companies bought (net) by **Foreigners** over the last 5 Sessions



Top 5 Companies sold (net) by **Foreigners** over the last 5 Sessions





The figures represent a change in the number of shares.

Daily Change: The net change between 7th and 6th of November trading sessions

Change for the last 5 sessions: The total daily net change for the last 5 sessions.

Change for the last 10 sessions: The total daily net change for the last 10 sessions.

Change for the last 20 sessions: The total daily net change for the last 20 sessions.

DISCLAIMER:

The information contained was obtained from various public sources believed to be reliable, but we do not guarantee its accuracy. Wasata Financial Securities makes no representations or warranties (express or implied) regarding the data and information provided and Wasata Financial Securities does not represent that the information content of this document is complete, or free from any error, not misleading, or fit for any particular purpose. This report document provides general information only. Neither the information nor any opinion expressed constitutes an offer or an invitation to make an offer, to buy or sell any securities or other investment products related to such securities or investments.

This report document contained is subject to change without prior notice. Wasata assumes no responsibility to update the information in this report document.



Prepared by Financial Advisory Department


وساطة
WASATA
للأوراق المالية
FINANCIAL SECURITIES

+974 44498880

ramzi.qasmieh@Wasata.qa