



Daily Report for Ownership Changes

9th of November 2023 Session

Company									9-Nov			
	Qatari				GCC				Foreigners			
	Daily Chg.	Last 5 Sessions Chg.	Last 10 Sessions Chg.	Last 20 Sessions Chg.	Daily Chg.	Last 5 Sessions Chg.	Last 10 Sessions Chg.	Last 20 Sessions Chg.	Daily Chg.	Last 5 Sessions Chg.	Last 10 Sessions Chg.	Last 20 Sessions Chg.
QNBK	98,092	-565,986	2,558,863	2,740,321	0	-60,761	-11,430	-241,627	-98,092	626,747	-2,547,433	-2,498,694
QIBK	-205,633	-909,242	241,285	1,797,925	15,430	-8,204	-10,931	-27,533	190,203	917,446	-230,354	-1,770,392
CBQK	338,249	239,421	3,737,319	5,096,135	0	241,171	268,171	268,171	-338,249	-480,592	-4,005,490	-5,364,306
DHBK	562,199	-4,438,497	-4,535,976	-6,241,581	0	13,000	16,200	109,407	-562,199	4,425,497	4,519,776	6,132,174
ABQK	0	-598	-598	-721	0	0	0	123	0	598	598	598
QIJK	-71,716	-1,091,620	-630,304	-388,287	0	0	0	10,000	71,716	1,091,620	630,304	378,287
MARK	-89,027	-7,450,839	1,181,029	1,247,103	-25,032	-104,789	-78,485	-226,504	114,059	7,555,628	-1,102,544	-1,020,599
DUBK	-183,348	-334,969	202,426	-747,230	0	393	7,438	5,108	183,348	334,976	-209,864	742,122
QFBQ	-365,043	-1,216,033	-1,880,169	-548,168	0	49,000	84,614	57,343	365,043	1,167,033	1,795,555	490,825
NLCS	-259,830	2,031,554	3,436,650	7,903,551	100,000	92,000	-29,921	185,809	159,830	-2,123,554	-3,406,729	-8,089,360
DBIS	-84,446	-397,385	-726,125	237,789	0	-33,926	-21,750	-15,017	84,446	431,311	747,875	-222,772
QOIS	5,972	-319,958	789,447	3,149,375	20,075	187,920	154,221	-406,374	-26,047	132,038	-943,668	-2,743,001
IHGS	78,392	333,071	473,740	729,957	0	0	0	0	-78,392	-333,071	-473,740	-729,957
ZHCD	1,992	-889	-2,207	11,709	0	0	0	0	-1,992	889	2,207	-11,709
QGMD	-297,161	819,961	-25,190	-466,236	20,239	168,880	351,895	233,389	276,922	-988,841	-326,705	232,847
SIIS	1,771,431	6,283,300	6,881,809	7,857,766	181	-656,818	-283,947	-626,803	-1,771,612	-5,626,482	-6,597,862	-7,230,963
BLDN	481,049	1,484,595	1,437,412	3,041,999	17,137	111,686	-447,413	117,587	-498,186	-1,596,281	-989,999	-3,159,586
MCGS	94,868	54,707	695,450	848,110	0	0	0	0	-94,868	-54,707	-695,450	-848,110
QCFS	0	0	0	0	0	0	0	0	0	0	0	0
QFLS	17,259	72,616	1,331,534	1,371,091	0	-600	1,170	1,670	-17,259	-72,016	-1,332,704	-1,372,761
WDAM	-68,894	330,602	123,552	-587,082	-38,480	-31,056	-142,086	-135,672	107,374	-299,546	18,534	722,754
MCCS	-47,558	160,660	-273,378	163,348	0	0	1,050	-239	47,558	-160,660	272,328	-163,109
MERS	4,878	16,476	-8,033	441	0	0	0	0	-4,878	-16,476	8,033	-441
MEZA	-672,737	-2,327,770	-5,074,947	-8,102,532	-5,000	-7,887	-7,887	-11,887	677,737	2,335,657	5,082,834	8,114,419
QIMD	0	-41,509	-349,493	-64,968	0	0	0	-200,200	0	41,509	349,493	265,168

Company									9-Nov			
	Qatari				GCC				Foreigners			
	Daily Chg.	Last 5 Sessions Chg.	Last 10 Sessions Chg.	Last 20 Sessions Chg.	Daily Chg.	Last 5 Sessions Chg.	Last 10 Sessions Chg.	Last 20 Sessions Chg.	Daily Chg.	Last 5 Sessions Chg.	Last 10 Sessions Chg.	Last 20 Sessions Chg.
QNCD	17,907	253,415	303,183	662,953	0	0	0	0	-17,907	-253,415	-303,183	-662,953
IQCD	-94,974	-674,250	-2,538,449	-3,025,185	0	438	1,538	-59,642	94,974	673,812	2,536,911	3,084,827
QIGD	119,618	-508,204	9,057	-966,586	30,000	90,000	90,000	90,000	-149,618	418,204	-99,057	876,586
QEWS	40,551	-338,994	-680,806	-1,163,948	0	0	400	400	-40,551	338,994	680,406	1,163,548
AHCS	-165,687	-32,253	-980,890	280,649	0	0	11,610	-4,490	165,687	32,253	969,280	-276,159
GISS	274,405	314,793	-157,389	-6,773,277	0	-116,393	-150,551	-158,183	-274,405	-198,400	307,940	6,931,460
MPHC	-494,311	-4,048,425	1,474,531	2,553,819	0	8,188	758,120	787,413	494,311	4,040,237	-2,232,651	-3,341,232
IGRD	197,486	-711,149	-95,977	818,909	-10,490	318,022	550,736	556,878	-186,996	393,127	-454,759	-1,375,787
QAMC	403,102	3,429,662	4,206,415	13,827,940	0	-161,871	-192,651	-1,812	-403,102	-3,267,791	-4,013,764	-13,826,128
QATI	14,140	-564,015	220,713	974,881	-17,919	32,081	59,384	9,384	3,779	531,934	-280,097	-984,265
DOHI	-500	27,539	64,626	79,409	0	-33,688	-118,628	-118,628	500	6,149	54,002	39,219
QGRI	0	1,785	26,557	26,557	0	0	-10,000	-10,000	0	-1,785	-16,557	-16,557
AKHI	185,346	-486,120	172,806	-761,555	125	-31,192	13,624	-10,577	-185,471	517,312	-186,430	772,132
QISI	0	5,045	64,860	71,910	0	0	0	-31,570	0	-5,045	-64,860	-40,340
BEMA	0	-280	-19,560	-16,160	0	0	0	0	0	280	19,560	16,160
QLMI	-5,400	1,184,016	1,327,736	1,380,206	0	32,000	31,400	31,400	5,400	-1,216,016	-1,359,136	-1,411,606
UDCD	-118,489	-1,852,790	-2,613,091	-1,818,726	0	10,000	-26,647	238,941	118,489	1,842,790	2,639,738	1,579,785
BRES	-1,242,598	-4,981,076	-7,314,811	-6,713,711	-17,760	-47,760	-47,735	-17,735	1,260,358	5,028,836	7,362,546	6,731,446
ERES	-1,226,041	-2,804,412	-4,389,632	-3,810,288	1,436	-239,233	176,161	11,962	1,224,605	3,043,645	4,213,471	3,798,326
MRDS	929,298	1,740,797	-2,737,698	-5,237,243	33,359	302,367	100,463	338,367	-962,657	-2,043,164	2,637,235	4,898,876
ORDS	234,065	-383,441	969,236	1,691,485	0	0	27,539	-256,701	-234,065	383,441	-996,775	-1,434,784
VFQS	349,070	-1,408,287	1,179,582	-5,295,295	0	-357,680	-342,854	-372,355	-349,070	1,765,967	-836,728	5,667,650
QNNS	-86,505	-265,360	-353,770	994,948	749	2,274	2,274	-50,878	85,756	263,086	351,496	-944,070
GWCS	38,139	-243,009	129,759	189,930	0	0	20,000	20,000	-38,139	243,009	-149,759	-209,930
QGTS	3,492,783	-342,270	-2,631,271	3,392,011	40,873	16,393	112,933	328,142	-3,533,656	325,877	2,518,338	-3,720,153

Insider Traders for the last Week

Company	Bought	Sold	Net
DUBK	256,362	0	256,362
QNNS	225,000	79,936	145,064
QNCD	118,476	0	118,476
QEWS	66,348	38,267	28,081
ZHCD	2,505	0	2,505
MARK	0	16,632	-16,632
BLDN	0	47,613	-47,613
IQCD	0	65,000	-65,000
IGRD	0	122,268	-122,268
SIIS	0	135,000	-135,000
MHAR	0	325,000	-325,000
QGTS	0	659,991	-659,991

Trading values by nationality for the last Week

Nationality	Purchasing Value	Selling Value	Difference
Qataris	1,925.24	2,278.11	-352.87
GCC	82.95	58.47	24.48
Arab	457.91	464.92	-7.00
Foreigners	839.02	503.62	335.40
Total	3,305.12	3,305.12	0.00

In million QAR

Trading by nationality for the last Week

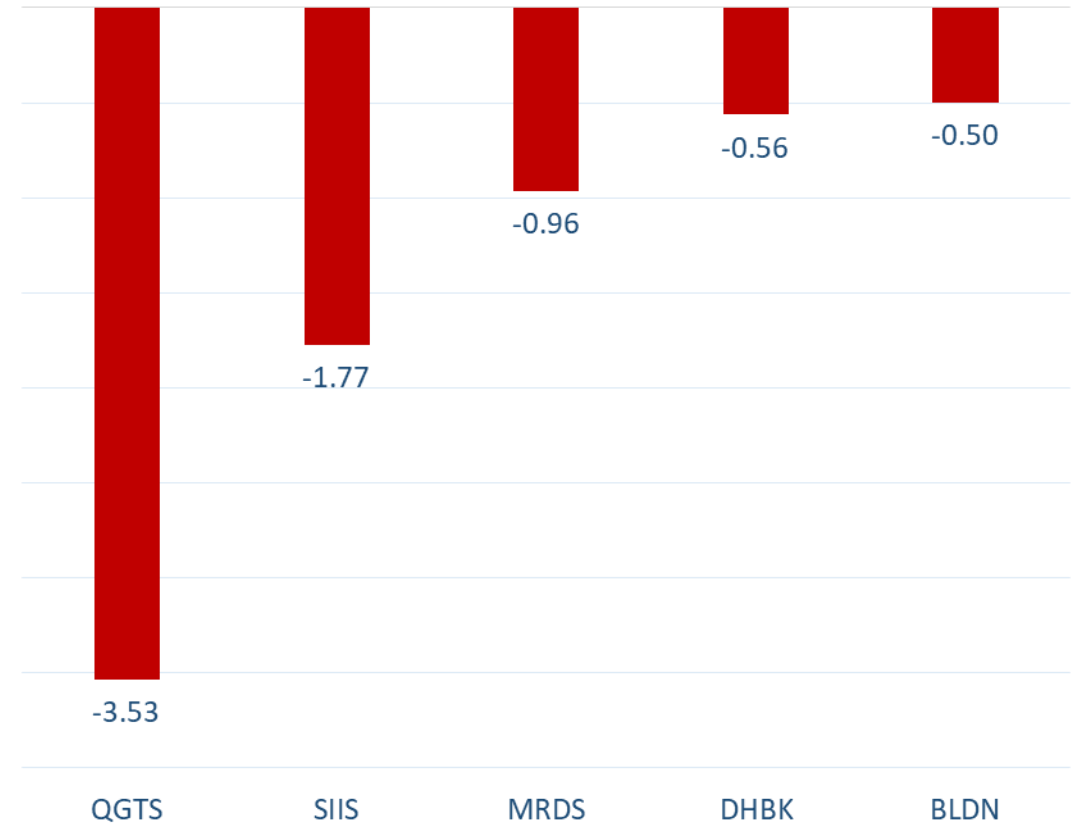
Nationality	Buy %	Sell %	Net
Qataris	58.25%	68.93%	-10.68%
GCC	2.51%	1.77%	0.74%
Arab	13.86%	14.07%	-0.20%
Foreigners	24.58%	21.95%	10.15%

Top 5 Companies bought (net) by **Foreigners** in the last session



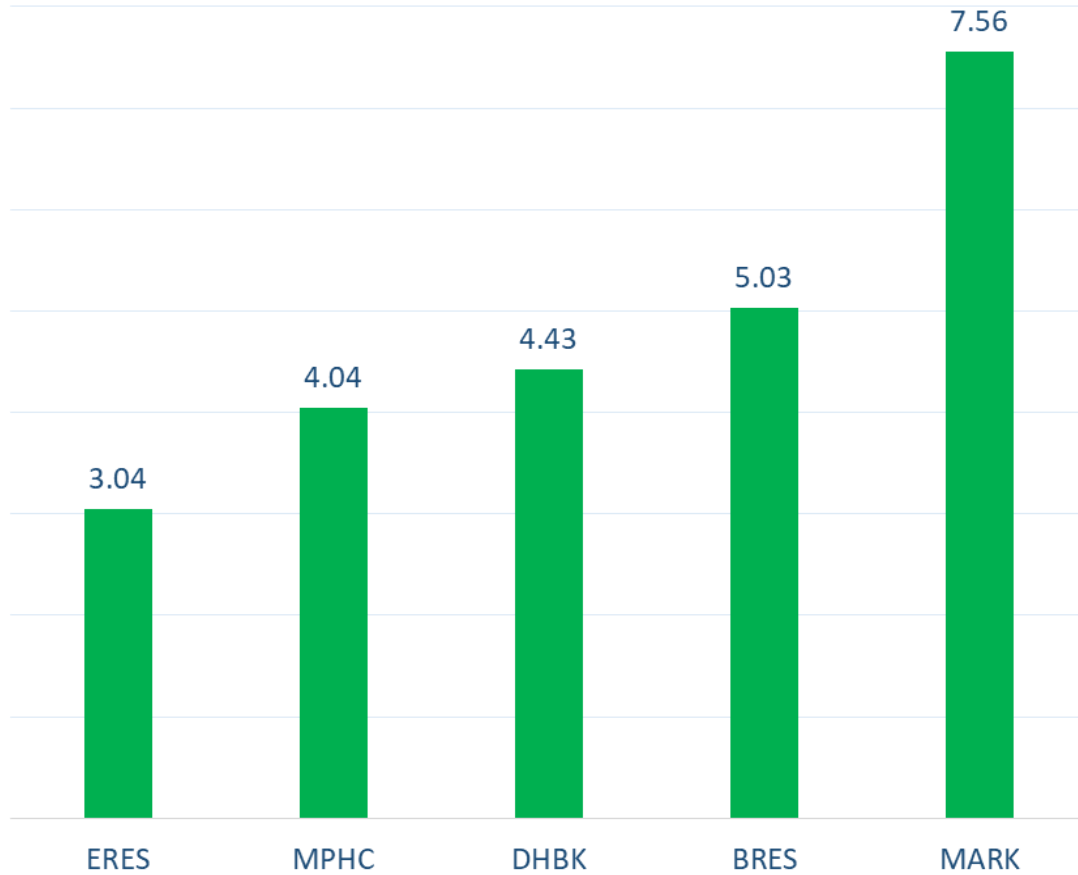
In million shares

Top 5 Companies sold (net) by **Foreigners** in the last session



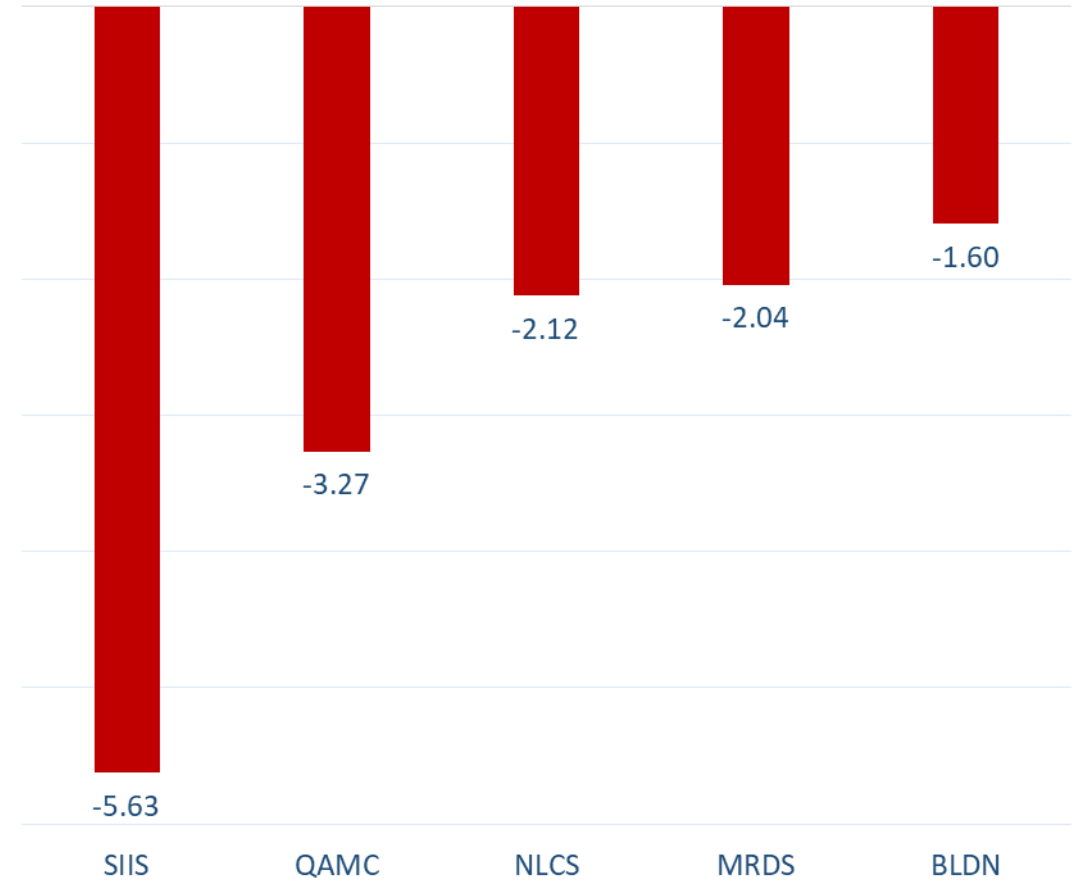
In million shares

Top 5 Companies bought (net) by **Foreigners** over the last week



In million shares

Top 5 Companies sold (net) by **Foreigners** over the last week



In million shares



The figures represent a change in the number of shares.

Daily Change: The net change between 9th and 8th of November trading sessions

Change for the last 5 sessions: The total daily net change for the last 5 sessions.

Change for the last 10 sessions: The total daily net change for the last 10 sessions.

Change for the last 20 sessions: The total daily net change for the last 20 sessions.

DISCLAIMER:

The information contained was obtained from various public sources believed to be reliable, but we do not guarantee its accuracy. Wasata Financial Securities makes no representations or warranties (express or implied) regarding the data and information provided and Wasata Financial Securities does not represent that the information content of this document is complete, or free from any error, not misleading, or fit for any particular purpose. This report document provides general information only. Neither the information nor any opinion expressed constitutes an offer or an invitation to make an offer, to buy or sell any securities or other investment products related to such securities or investments.

This report document contained is subject to change without prior notice. Wasata assumes no responsibility to update the information in this report document.



Prepared by Financial Advisory Department


وساطة
WASATA
للأوراق المالية
FINANCIAL SECURITIES

+974 44498880

ramzi.qasmieh@Wasata.qa