



## Daily Report for Ownership Changes

13<sup>th</sup> of December 2023 Session

									13-Dec			
Company	Qatari				GCC				Foreigners			
	Daily Chg.	Last 5 Sessions Chg.	Last 10 Sessions Chg.	Last 20 Sessions Chg.	Daily Chg.	Last 5 Sessions Chg.	Last 10 Sessions Chg.	Last 20 Sessions Chg.	Daily Chg.	Last 5 Sessions Chg.	Last 10 Sessions Chg.	Last 20 Sessions Chg.
QNBK	988,216	1,249,690	2,808,274	2,505,705	-700	387,899	377,899	437,223	-987,516	-1,637,589	-3,186,173	-2,942,928
QIBK	-1,626	1,195,238	377,957	142,735	0	-100	1,612	-462	1,626	-1,195,138	-379,569	-142,273
CBQK	516,539	-474,554	524,500	384,561	0	0	2,600	2,600	-516,539	474,554	-527,100	-387,161
DHBK	-366,702	-522,113	-3,335,321	-7,510,569	0	-34,122	-29,122	-55,545	366,702	556,235	3,364,443	7,566,114
ABQK	0	0	0	0	0	0	0	0	0	0	0	0
QIIK	47,507	21,052	-1,225,287	-1,461,241	0	0	-1,140	-50	-47,507	-21,052	1,226,427	1,461,291
MARK	2,405,563	3,908,512	9,365,556	29,870,704	-4,613	-168,493	-224,887	-5,296,994	-2,393,422	-3,732,491	-9,133,141	-24,566,182
DUBK	-246,866	1,631,860	653,539	-928,071	0	-885	-97,038	-15	246,866	-1,630,975	-556,501	928,086
QFBQ	112,993	411,248	1,373,773	-258,029	-6,000	-116,760	-116,760	-318,038	-106,993	-294,488	-1,257,013	576,067
NLCS	-63,248	-1,705,997	-1,892,898	-2,623,665	-51,497	209,606	19,733	9,379	114,745	1,496,391	1,873,165	2,614,286
DBIS	219,542	101,276	207,243	-66,946	0	23,981	31,731	-67,508	-219,542	-125,257	-238,974	134,454
QOIS	61,764	-296,755	-295,767	-6,318	0	-37,777	-37,777	-108,022	-61,764	334,532	333,544	114,340
IHGS	75,098	-19,121	49,986	-156,525	0	0	7,195	39,703	-75,098	19,121	-57,181	116,822
ZHCD	0	0	5,336	37,985	0	0	0	5,414	0	0	-5,336	-43,399
QGMD	-315,623	258,425	-137,994	-237,874	0	-9,719	-74,919	-212,753	315,623	-248,706	212,913	450,627
SIIS	-686,826	-406,131	-2,588,481	-6,437,040	40,000	90,094	112,530	145,405	646,826	316,037	2,475,951	6,291,635
BLDN	-183,597	-178,409	442,404	719,246	0	-11,629	-59,832	-48,668	183,597	190,038	-382,572	-670,578
MCGS	-131,749	-119,995	-272,340	-942,464	0	0	0	0	131,749	119,995	272,340	942,464
QCFS	0	0	0	0	0	0	0	0	0	0	0	0
QFLS	109,779	-57,514	60,316	1,040,748	0	0	9	6,764	-109,779	57,514	-60,325	-1,047,512
WDAM	-236,373	-232,075	-122,315	374,379	0	0	0	4,971	236,373	232,075	122,315	-379,350
MCCS	104,929	167,015	417,521	561,748	0	0	0	1,000	-104,929	-167,015	-417,521	-562,748
MERS	9,000	14,492	-30,291	-3,610	0	0	0	2,326	-9,000	-14,492	30,291	1,284
MEZA	-1,513	-427,011	-1,513,621	-4,086,364	0	7,000	7,000	-29,396	1,513	420,011	1,506,621	4,115,760
QIMD	-16,297	9,151	27,191	53,187	0	0	0	0	16,297	-9,151	-27,191	-53,187

Company									13-Dec			
	Qatari				GCC				Foreigners			
	Daily Chg.	Last 5 Sessions Chg.	Last 10 Sessions Chg.	Last 20 Sessions Chg.	Daily Chg.	Last 5 Sessions Chg.	Last 10 Sessions Chg.	Last 20 Sessions Chg.	Daily Chg.	Last 5 Sessions Chg.	Last 10 Sessions Chg.	Last 20 Sessions Chg.
QNCD	64,649	208,207	466,360	643,876	-2,680	-16,800	-16,800	-19,470	-61,969	-191,407	-449,560	-624,406
IQCD	53,231	2,383,539	3,868,654	5,404,000	222	3,214	18,514	46,915	-53,453	-2,386,753	-3,887,168	-5,450,915
QIGD	28,186	214,513	-444,158	-174,565	0	0	0	-5,331	-28,186	-214,513	442,703	179,896
QEWS	931	47,424	309,955	209,294	22,460	22,460	24,592	32,460	-23,391	-69,884	-334,547	-241,754
AHCS	17,778	207,309	910,733	1,735,607	0	0	0	-129,877	-17,778	-207,309	-910,733	-1,605,730
GISS	120,636	1,491,634	6,377,219	8,508,883	-12,000	4,995	118,245	145,945	-108,636	-1,496,629	-6,495,464	-8,654,828
MPHC	218,525	720,365	-5,230,965	-6,987,243	0	9	40,696	44,592	-218,525	-720,374	5,190,269	6,942,651
IGRD	440,162	1,012,710	-1,026,949	-2,810,904	0	-462,512	-499,255	-553,911	-440,162	-550,198	1,526,204	3,364,815
QAMC	-3,384,772	-2,248,514	-3,489,105	-3,822,415	-5,000	-1,197,879	-1,215,581	-1,300,593	3,389,772	3,446,393	4,704,686	5,123,008
QATI	204,846	1,067,243	991,936	1,148,444	-8,000	2,000	-3,000	-41,704	-196,846	-1,069,243	-988,936	-1,106,740
DOHI	0	9,262	6,938	250,980	-1,844	-1,844	-1,844	-13,216	1,844	-7,418	-5,094	-237,764
QGRI	48,735	48,735	38,718	9,688	-50,000	-50,000	-50,000	-50,000	1,265	1,265	11,282	40,312
AKHI	-209,136	-273,394	-236,878	-1,086,411	0	0	16,241	40,201	209,136	273,394	220,637	1,046,210
QISI	0	660	25,795	49,288	0	0	0	0	0	-660	-25,795	-49,288
BEMA	874	874	17,737	2,218	0	0	0	0	-874	-874	-17,737	-2,218
QLMI	0	-4,349	251,115	3,929,015	0	0	0	0	0	4,349	-251,115	-3,929,015
UDCD	426,500	1,459,011	2,674,418	5,700,596	-8,147	54,853	4,853	77,353	-418,353	-1,513,864	-2,679,271	-5,777,949
BRES	218,865	70,946	-1,093,648	-3,395,567	0	0	0	-26	-218,865	-70,946	1,093,648	3,395,593
ERES	-362,999	-1,644,572	-2,449,897	-2,237,377	0	-128,395	-7,535	-2,238	362,999	1,772,967	2,457,432	2,239,615
MRDS	710,379	87,719	898,542	614,275	-19,173	-26,032	150,665	165,904	-691,206	-61,687	-1,049,207	-780,179
ORDS	247,401	-24,159	-290,784	-632,403	7,000	-119,214	-124,503	-156,864	-254,401	143,373	415,287	789,267
VFQS	27,119	-316,258	631,106	-1,885,712	0	0	0	-7,075	-27,119	316,258	-631,106	1,892,787
QNNS	-986,721	-1,510,905	-1,688,936	-3,855,522	1,083	1,497	2,517	-39,679	985,638	1,509,408	1,686,419	3,895,201
GWCS	-55,745	10,872	-237,443	-344,902	0	0	0	679	55,745	-10,872	237,443	344,223
QGTS	1,838,094	2,601,170	4,384,917	12,077,390	-4,972	-895,836	-834,626	-684,003	-1,833,122	-1,705,334	-3,550,291	-11,393,387

## Trading values by nationality for the last Session

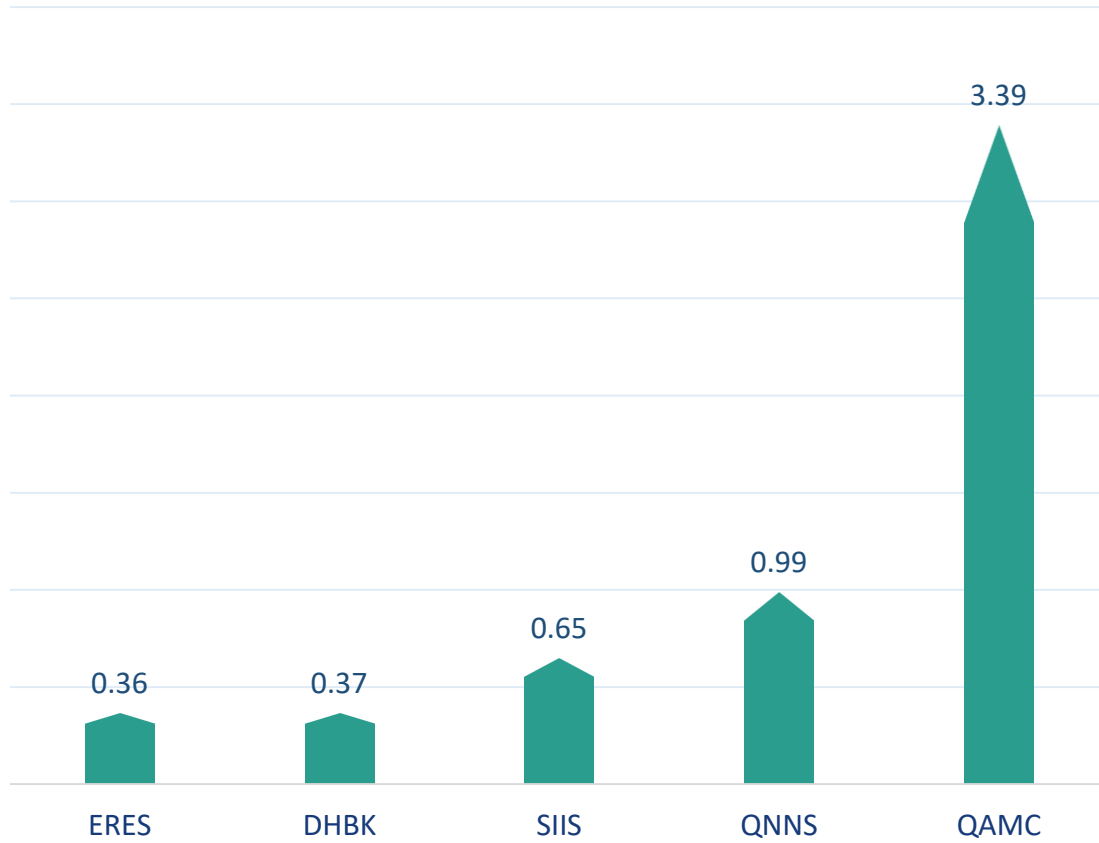
Nationality	Purchasing Value	Selling Value	Difference
Qataris	261.65	240.79	20.86
GCC	14.45	43.14	-28.68
Arab	38.49	33.97	4.51
Foreigners	104.40	101.10	3.30
Total	418.99	418.99	0.00

In million QAR

## Trading by nationality for the last session

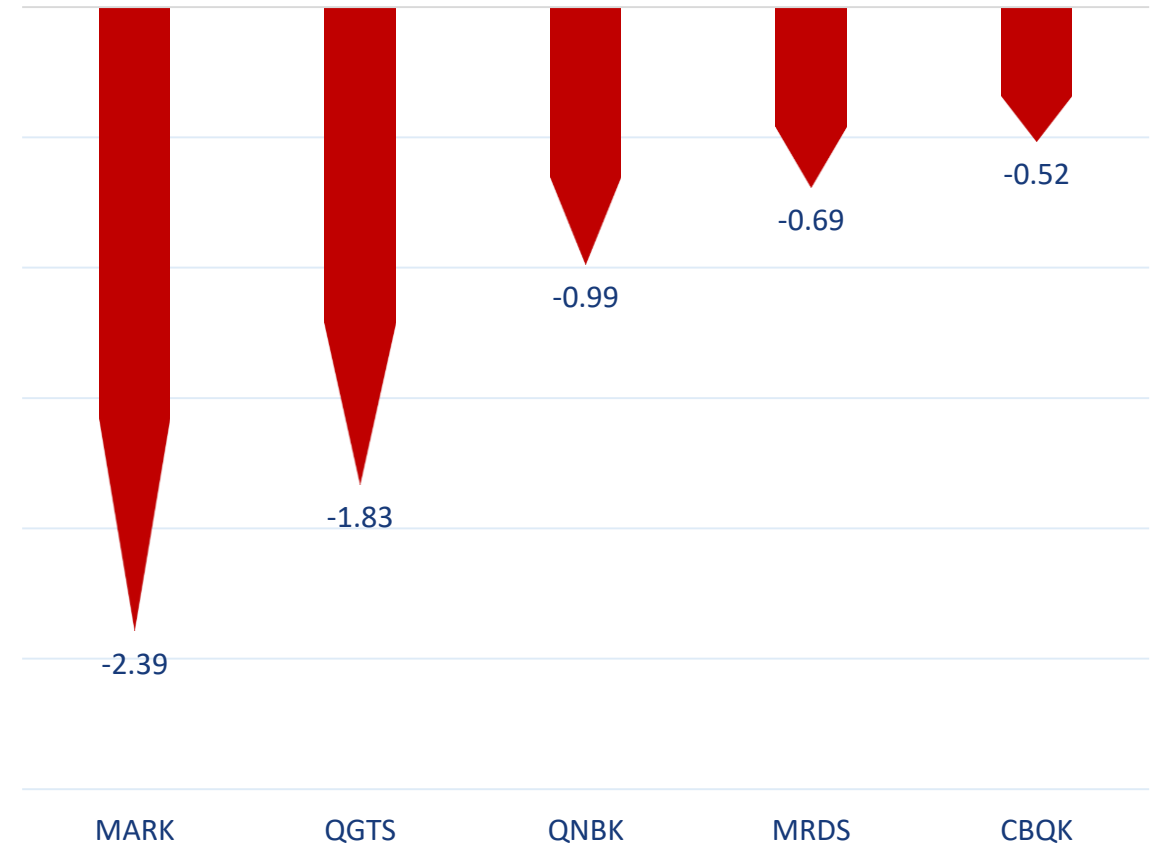
Nationality	Buy %	Sell %	Net
Qataris	62.45%	57.47%	4.98%
GCC	3.45%	10.30%	-6.85%
Arab	9.19%	8.11%	1.08%
Foreigners	24.58%	21.95%	0.79%

Top 5 Companies bought (net) by **Foreigners** in the last session



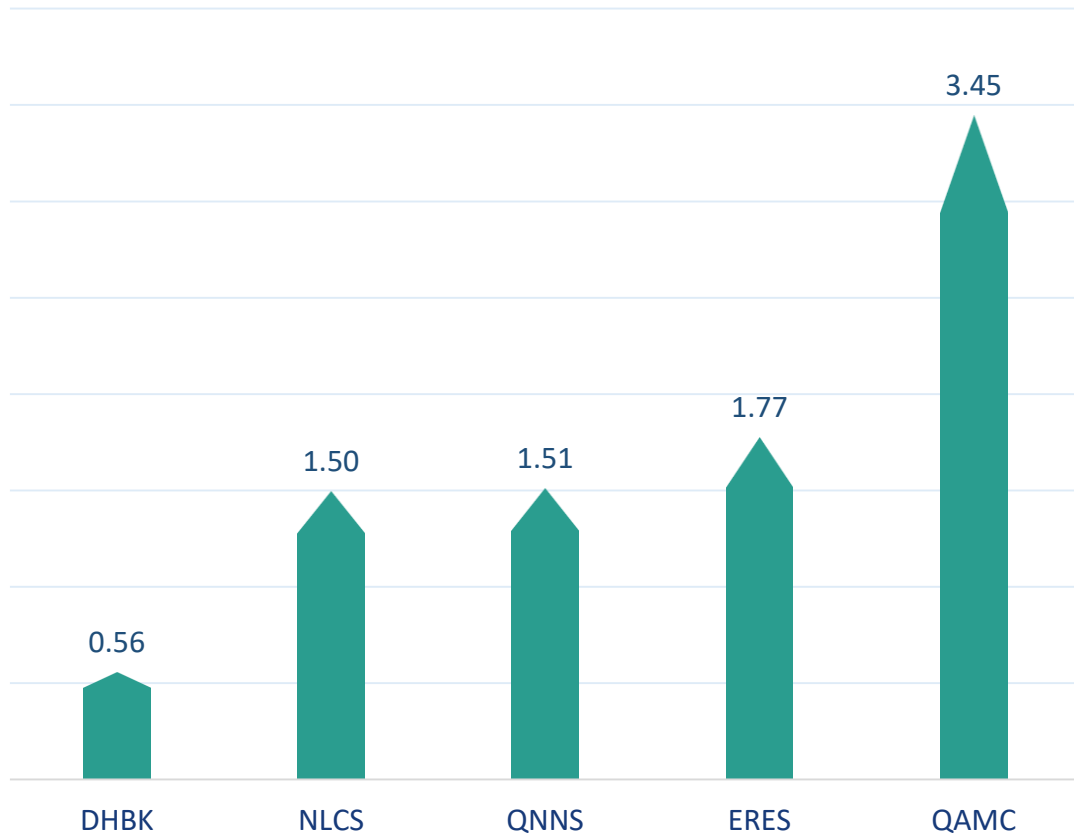
In million shares

Top 5 Companies sold (net) by **Foreigners** in the last session



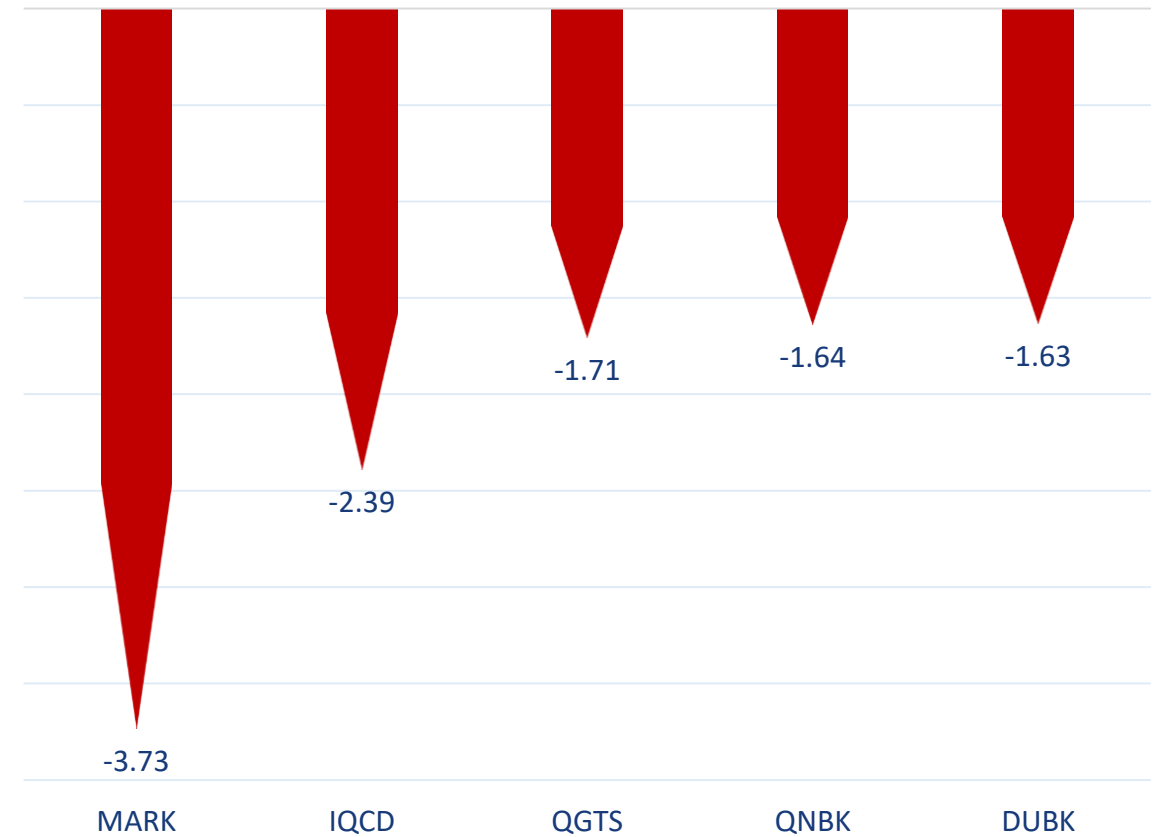
In million shares

Top 5 Companies bought (net) by **Foreigners** over the last 5 Sessions



In million shares

Top 5 Companies sold (net) by **Foreigners** over the last 5 Sessions



In million shares



The figures represent a change in the number of shares.

Daily Change: The net change between 13<sup>th</sup> and 12<sup>th</sup> of December trading sessions

Change for the last 5 sessions: The total daily net change for the last 5 sessions.

Change for the last 10 sessions: The total daily net change for the last 10 sessions.


Change for the last 20 sessions: The total daily net change for the last 20 sessions.

## **DISCLAIMER:**

The information contained was obtained from various public sources believed to be reliable, but we do not guarantee its accuracy. Wasata Financial Securities makes no representations or warranties (express or implied) regarding the data and information provided and Wasata Financial Securities does not represent that the information content of this document is complete, or free from any error, not misleading, or fit for any particular purpose. This report document provides general information only. Neither the information nor any opinion expressed constitutes an offer or an invitation to make an offer, to buy or sell any securities or other investment products related to such securities or investments.

This report document contained is subject to change without prior notice. Wasata assumes no responsibility to update the information in this report document.





Prepared by Financial Advisory Department

  
وساطة  
WASATA  
للأوراق المالية  
FINANCIAL SECURITIES

+974 44498880

[ramzi.qasmieh@Wasata.qa](mailto:ramzi.qasmieh@Wasata.qa)