



Daily Report for Ownership Changes

14th of December 2023 Session

Company									14-Dec			
	Qatari				GCC				Foreigners			
	Daily Chg.	Last 5 Sessions Chg.	Last 10 Sessions Chg.	Last 20 Sessions Chg.	Daily Chg.	Last 5 Sessions Chg.	Last 10 Sessions Chg.	Last 20 Sessions Chg.	Daily Chg.	Last 5 Sessions Chg.	Last 10 Sessions Chg.	Last 20 Sessions Chg.
QNBK	-25,161	1,460,730	2,618,847	2,629,084	-1,029	381,870	376,870	436,194	26,190	-1,842,600	-2,995,717	-3,065,278
QIBK	-1,264,506	-832,255	141,167	-952,847	0	-100	0	-462	1,264,506	832,355	-141,167	953,309
CBQK	-789,325	-708,219	-1,082,744	-704,624	0	0	2,600	2,600	789,325	708,219	1,080,144	702,024
DHBK	-1,225,738	-1,123,836	-3,215,431	-8,640,202	0	-15,422	-29,122	-80,645	1,225,738	1,139,258	3,244,553	8,720,847
ABQK	-5,600	-5,600	-5,600	-5,600	0	0	0	0	5,600	5,600	5,600	5,600
QIKK	-79,067	-46,041	-354,404	-1,533,674	0	0	-1,140	-50	79,067	46,041	355,544	1,533,724
MARK	19,910,902	22,988,321	30,041,302	47,774,857	-50,454	-212,756	-264,531	-5,296,444	-19,867,976	-22,775,565	-29,776,771	-42,478,413
DUBK	-3,442,076	-3,049,920	-1,051,039	-3,945,519	-2,423	-3,308	-98,431	-68,438	3,444,499	3,053,228	1,149,470	4,013,957
QFBQ	-3,284,587	-2,518,583	-2,102,618	-3,146,310	44,444	-72,316	-72,316	-273,594	3,240,143	2,590,899	2,174,934	3,419,904
NLCS	-22,064	-1,552,413	-1,580,222	-2,903,140	0	105,156	11,018	62,088	22,064	1,447,257	1,569,204	2,841,052
DBIS	-27,390	151,662	236,916	63,288	39,000	60,981	68,731	77,236	-11,610	-212,643	-305,647	-140,524
QOIS	-140,636	-470,889	-590,685	-332,858	0	-37,777	-37,777	-106,847	140,636	508,666	628,462	439,705
IHGS	73,500	100,504	69,454	37,185	0	0	7,195	39,703	-73,500	-100,504	-76,649	-76,888
ZHCD	0	0	3,484	36,985	0	0	0	5,414	0	0	-3,484	-42,399
QGMD	-648,563	-303,992	-625,988	-268,798	117,776	63,171	-2,143	-51,408	530,787	240,821	628,131	320,206
SIIS	1,378,272	801,165	55,247	-4,073,419	-30,384	59,710	83,830	-19,527	-1,347,888	-860,875	-139,077	4,092,946
BLDN	122,668	-329,110	940,967	1,021,696	-7,493	28,413	-72,325	-41,187	-115,175	300,697	-868,642	-980,509
MCGS	20,998	-73,343	-147,486	-913,434	0	0	0	0	-20,998	73,343	147,486	913,434
QCFS	0	0	0	0	0	0	0	0	0	0	0	0
QFLS	-44,282	-58,552	6,686	937,128	9	9	18	6,773	44,273	58,543	-6,704	-943,901
WDAM	-242,837	-515,388	-245,170	-280,596	30,000	30,000	30,000	34,971	212,837	485,388	215,170	245,625
MCCS	97,857	217,518	484,781	662,319	0	0	0	-10,770	-97,857	-217,518	-484,781	-651,549
MERS	19,680	36,752	10,284	8,686	0	0	0	2,326	-19,680	-36,752	-10,284	-11,012
MEZA	-56,060	-324,717	-1,351,518	-3,561,762	0	7,000	7,000	-7,095	56,060	317,717	1,344,518	3,568,857
QIMD	-25,972	-51,179	11,309	27,215	0	0	0	0	25,972	51,179	-11,309	-27,215

Company									14-Dec			
	Qatari				GCC				Foreigners			
	Daily Chg.	Last 5 Sessions Chg.	Last 10 Sessions Chg.	Last 20 Sessions Chg.	Daily Chg.	Last 5 Sessions Chg.	Last 10 Sessions Chg.	Last 20 Sessions Chg.	Daily Chg.	Last 5 Sessions Chg.	Last 10 Sessions Chg.	Last 20 Sessions Chg.
QNCD	18,128	230,558	586,772	610,735	-2,660	-19,460	-19,460	-22,120	-15,468	-211,098	-567,312	-588,615
IQCD	-1,921,587	-1,300,140	1,846,150	3,781,679	-12,300	-11,078	6,214	34,615	1,933,887	1,311,218	-1,852,364	-3,816,294
QIGD	1,645	135,995	-346,531	-122,669	0	0	0	-2,831	-1,645	-135,995	346,531	125,500
QEWS	-45,363	16,549	-22,875	240,663	0	22,460	22,460	32,460	45,363	-39,009	415	-273,123
AHCS	-111,653	93,169	779,801	1,377,161	0	0	0	-129,877	111,653	-93,169	-779,801	-1,247,284
GISS	2,174,254	4,298,287	7,490,639	12,745,611	-4,995	0	105,950	132,450	-2,169,259	-4,298,287	-7,596,589	-12,878,061
MPHC	-1,303,322	-239,689	-2,875,013	-7,909,872	14,991	15,000	6,687	59,583	1,288,331	224,689	2,868,326	7,850,289
IGRD	-237,825	668,902	-1,752,439	-3,090,898	9,628	-452,884	-489,627	49,878	228,197	-216,018	2,242,066	3,041,020
QAMC	-1,517,031	-3,966,501	-3,556,876	-4,624,799	-20,000	-1,217,879	-1,264,021	-1,289,102	1,537,031	5,184,380	4,820,897	5,913,901
QATI	741,419	1,681,307	1,897,819	1,951,614	3,000	-15,000	-15,000	-28,704	-744,419	-1,666,307	-1,882,819	-1,922,910
DOHI	-5,000	306	1,938	246,012	0	-1,844	-1,844	-13,216	5,000	1,538	-94	-232,796
QGRI	0	48,735	49,735	9,688	0	-50,000	-50,000	-50,000	0	1,265	265	40,312
AKHI	-336,229	-584,170	-550,293	-855,055	-350	-350	15,891	44,391	336,579	584,520	534,402	810,664
QISI	-14,880	-14,220	4,977	36,067	0	0	0	0	14,880	14,220	-4,977	-36,067
BEMA	0	874	18,737	3,182	0	0	0	0	0	-874	-18,737	-3,182
QLMI	105,047	90,698	356,162	3,947,281	0	0	0	0	-105,047	-90,698	-356,162	-3,947,281
UDCD	1,484,638	2,083,613	4,206,255	7,684,393	-72,926	-44,073	-74,161	-95,573	-1,411,712	-2,039,540	-4,132,094	-7,588,820
BRES	236,513	1,166,484	869,202	-2,897,462	0	0	0	-26	-236,513	-1,166,484	-869,202	2,897,488
ERES	1,256,643	876,296	-1,091,242	-1,681,471	103,190	69,476	95,655	130,952	-1,359,833	-945,772	995,587	1,550,519
MRDS	1,313,109	1,004,312	2,211,651	1,614,268	0	-77,067	150,665	-568,213	-1,313,109	-927,245	-2,362,316	-1,046,055
ORDS	362,121	377,825	471,881	-235,146	0	-119,214	-124,503	-156,864	-362,121	-258,611	-347,378	392,010
VFQS	-356,537	24,432	486,291	-2,254,392	14,000	14,000	14,000	14,000	342,537	-38,432	-500,291	2,240,392
QNNS	-5,780,542	-7,146,328	-7,179,782	-9,656,187	0	1,497	3,042	-40,839	5,780,542	7,144,831	7,176,740	9,697,026
GWCS	248,768	210,432	-133,881	-74,331	0	0	0	679	-248,768	-210,432	133,881	73,652
QGTS	9,336,425	11,003,224	14,008,855	20,710,187	115,627	-785,026	-718,999	-568,376	-9,452,052	-10,218,198	-13,289,856	-20,141,811

Trading values by nationality for the last Session

Nationality	Purchasing Value	Selling Value	Difference
Qataris	478.83	522.42	-43.59
GCC	26.72	68.08	-41.36
Arab	64.53	69.13	-4.60
Foreigners	606.36	516.82	89.54
Total	1,176.45	1,176.45	0.00

In million QAR

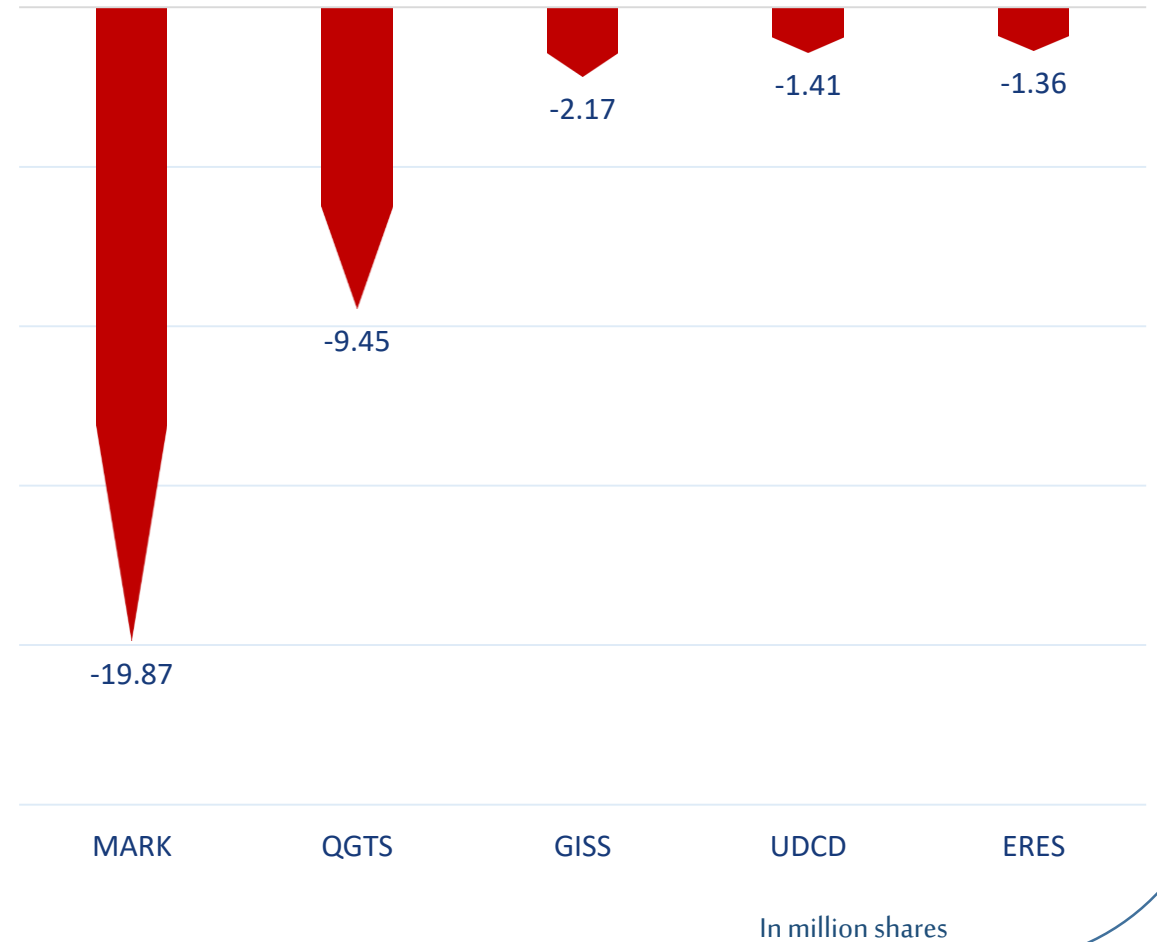
Trading by nationality for the last session

Nationality	Buy %	Sell %	Net
Qataris	40.70%	44.41%	-3.71%
GCC	2.27%	5.79%	-3.52%
Arab	5.49%	5.88%	-0.39%
Foreigners	24.58%	21.95%	7.61%

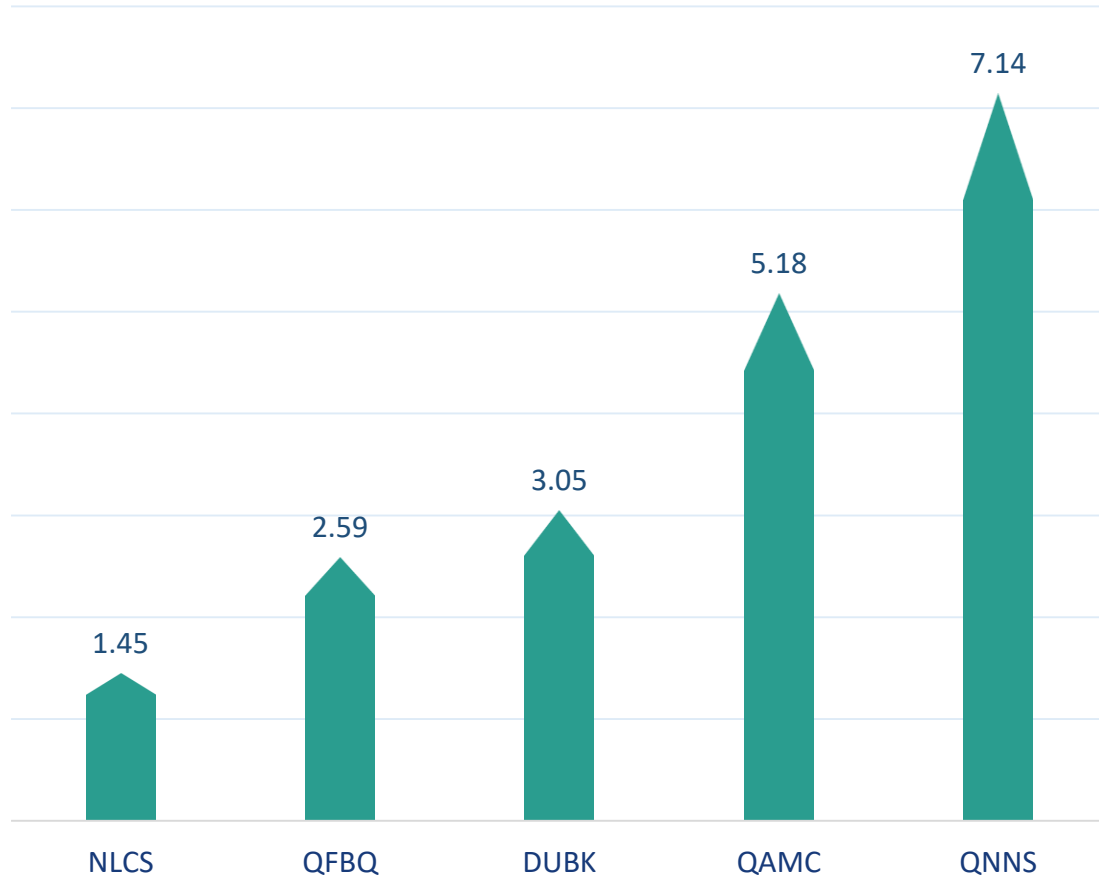
Top 5 Companies bought (net) by **Foreigners** in the last session



Top 5 Companies sold (net) by **Foreigners** in the last session

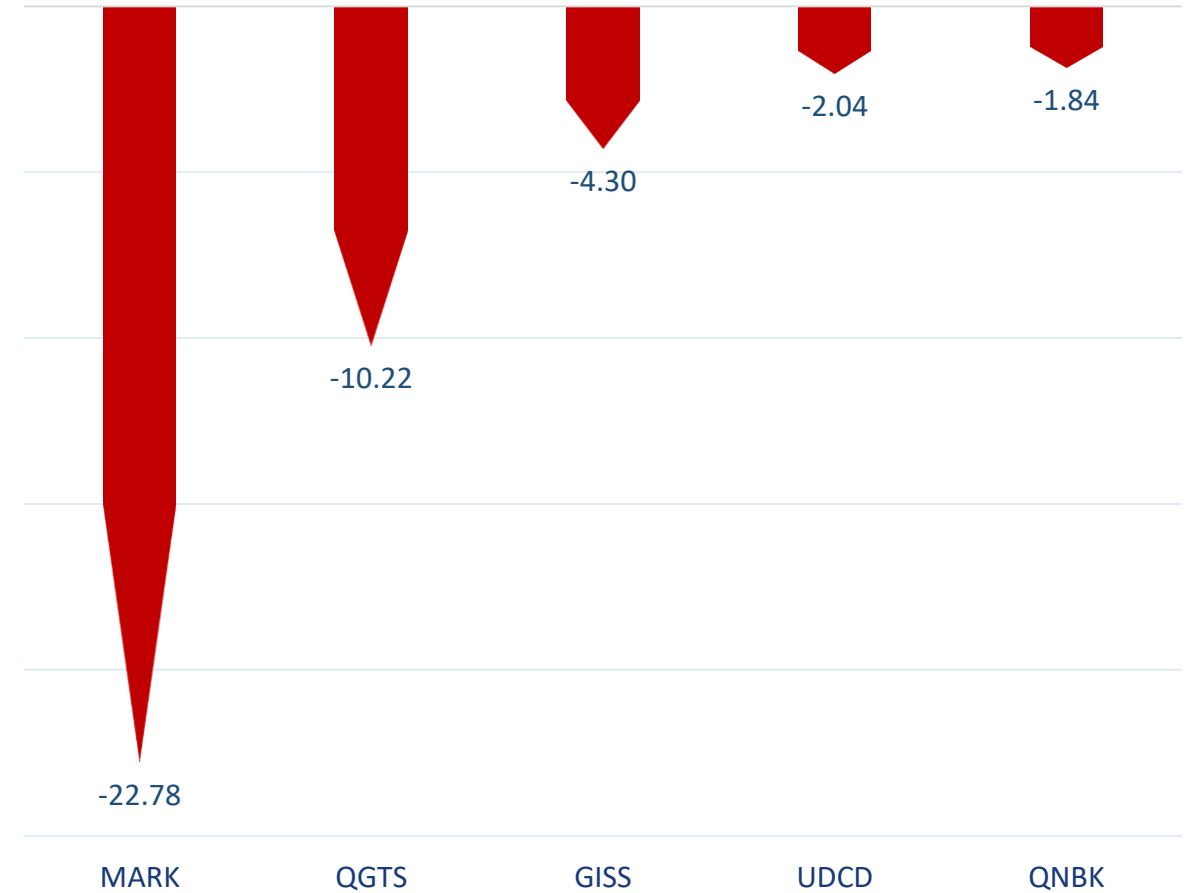


Top 5 Companies bought (net) by **Foreigners** over the last 5 Sessions



In million shares

Top 5 Companies sold (net) by **Foreigners** over the last 5 Sessions



In million shares



The figures represent a change in the number of shares.

Daily Change: The net change between 14th and 13th of December trading sessions

Change for the last 5 sessions: The total daily net change for the last 5 sessions.


Change for the last 10 sessions: The total daily net change for the last 10 sessions.

Change for the last 20 sessions: The total daily net change for the last 20 sessions.

DISCLAIMER:

The information contained was obtained from various public sources believed to be reliable, but we do not guarantee its accuracy. Wasata Financial Securities makes no representations or warranties (express or implied) regarding the data and information provided and Wasata Financial Securities does not represent that the information content of this document is complete, or free from any error, not misleading, or fit for any particular purpose. This report document provides general information only. Neither the information nor any opinion expressed constitutes an offer or an invitation to make an offer, to buy or sell any securities or other investment products related to such securities or investments.

This report document contained is subject to change without prior notice. Wasata assumes no responsibility to update the information in this report document.



Prepared by Financial Advisory Department



+974 44498880
ramzi.qasmieh@Wasata.qa