



Daily Report for Ownership Changes

19th of December 2023 Session

Company									19-Dec			
	Qatari				GCC				Foreigners			
	Daily Chg.	Last 5 Sessions Chg.	Last 10 Sessions Chg.	Last 20 Sessions Chg.	Daily Chg.	Last 5 Sessions Chg.	Last 10 Sessions Chg.	Last 20 Sessions Chg.	Daily Chg.	Last 5 Sessions Chg.	Last 10 Sessions Chg.	Last 20 Sessions Chg.
QNBK	1,252,311	2,533,730	3,479,711	3,262,462	-31,379	350,491	355,491	404,815	-1,220,932	-2,884,221	-3,835,202	-3,667,277
QIBK	-1,363,754	-2,350,089	-1,149,827	-2,199,494	-813	-913	-813	-1,275	1,364,567	2,351,002	1,150,640	2,200,769
CBQK	-819,750	-1,687,800	-2,202,626	-1,547,059	0	0	2,600	2,600	819,750	1,687,800	2,200,026	1,544,459
DHBK	-463,987	-1,620,678	-3,489,447	-9,212,863	0	0	-29,122	-80,645	463,987	1,620,678	3,518,569	9,293,508
ABQK	0	-5,600	-5,600	-5,600	0	0	0	0	0	5,600	5,600	5,600
QIIK	-210,049	-260,064	-479,884	-1,985,167	0	0	0	-1,190	210,049	260,064	479,884	1,986,357
MARK	2,599,029	24,633,620	31,478,074	47,078,424	-40,518	-162,822	-299,409	-5,297,289	-2,558,511	-24,470,798	-31,178,665	-41,781,135
DUBK	-107,053	-3,283,172	-1,461,792	-4,184,656	1,000	-2,308	-60,179	-51,438	106,053	3,285,480	1,521,971	4,236,094
QFBQ	1,122,414	-1,072,331	-1,198,712	-2,087,156	23,495	-48,821	-48,821	-250,099	-1,145,909	1,121,152	1,247,533	2,337,255
NLCS	-1,200,903	-2,074,290	-2,237,575	-4,249,035	0	3,503	-42,982	59,788	1,200,903	2,070,787	2,280,557	4,189,247
DBIS	-95,374	20,318	143,391	-19,042	-40,000	20,981	28,732	43,561	135,374	-41,299	-172,123	-24,519
QOIS	408,405	-1,450	-223,355	8,303	0	-37,777	-37,777	-106,847	-408,405	39,227	261,132	98,544
IHGS	108,123	229,121	184,698	152,983	-39,703	-39,703	-39,703	0	-68,420	-189,418	-144,995	-152,983
ZHCD	0	0	3,820	23,713	0	0	0	0	0	0	-3,820	-23,713
QGMD	250,138	-147,289	-170,922	-587,491	-110,179	-47,008	-89,481	-121,587	-139,959	194,297	260,403	709,078
SIIS	-271,493	493,452	-308,225	-3,557,700	20,457	80,167	78,891	-13,357	251,036	-573,619	229,334	3,571,057
BLDN	-358,917	-568,364	353,986	358,557	53,000	45,507	-14,110	11,813	305,917	522,857	-339,876	-370,370
MCGS	65,840	-48,300	-84,935	-916,225	0	0	0	0	-65,840	48,300	84,935	916,225
QCFS	0	0	0	0	0	0	0	0	0	0	0	0
QFLS	221,280	133,221	211,388	1,128,555	0	9	9	6,773	-221,280	-133,230	-211,397	-1,135,328
WDAM	318,427	-206,473	104,612	358,938	76,313	106,313	106,313	86,501	-394,740	100,160	-210,925	-445,439
MCCS	162,169	388,605	679,732	880,847	0	-26,500	0	1,000	-162,169	-362,105	-679,732	-881,847
MERS	-23,418	16,492	-3,246	-24,682	0	0	0	1,946	23,418	-16,492	3,246	22,736
MEZA	-96,192	-350,682	-1,006,030	-3,008,046	0	7,000	7,000	-2,095	96,192	343,682	999,030	3,010,141
QIMD	0	-51,179	23,785	29,325	0	0	0	0	0	51,179	-23,785	-29,325

									19-Dec			
Company	Qatari				GCC				Foreigners			
	Daily Chg.	Last 5 Sessions Chg.	Last 10 Sessions Chg.	Last 20 Sessions Chg.	Daily Chg.	Last 5 Sessions Chg.	Last 10 Sessions Chg.	Last 20 Sessions Chg.	Daily Chg.	Last 5 Sessions Chg.	Last 10 Sessions Chg.	Last 20 Sessions Chg.
QNCD	17,678	220,647	516,902	643,743	0	-19,460	-19,460	-19,550	-17,678	-201,187	-497,442	-624,193
IQCD	-1,527,563	-3,106,636	894,798	1,889,854	13,170	2,092	19,384	47,785	1,514,393	3,104,544	-914,182	-1,937,639
QIGD	-143,226	129,496	4,263	-560,375	0	0	0	-2,831	143,226	-129,496	-4,263	563,206
QEWS	-241,178	-264,921	-285,631	-12,617	13,545	36,005	36,005	46,005	227,633	228,916	249,626	-33,388
AHCS	-10,356	25,124	771,445	1,361,689	0	0	0	-78,085	10,356	-25,124	-771,445	-1,283,604
GISS	-1,792,144	1,794,095	6,563,049	7,766,202	-8,792	-8,792	97,158	147,158	1,800,936	-1,785,303	-6,660,207	-7,913,360
MPHC	974,440	311,559	-1,477,252	-6,724,734	-15,000	0	-8,313	44,583	-959,440	-311,559	1,485,565	6,680,151
IGRD	16,141	228,492	-1,502,232	-2,044,314	-37,488	-490,372	-527,115	-519,255	21,347	261,880	2,029,347	2,563,569
QAMC	-4,569,171	-9,264,908	-7,926,413	-9,508,497	19,000	-1,198,879	-1,245,021	-1,270,102	4,550,171	10,463,787	9,171,434	10,778,599
QATI	196,144	1,831,219	2,076,910	2,177,565	0	-245	25,000	-28,704	-196,144	-1,830,974	-2,101,910	-2,148,861
DOHI	-144,521	-144,215	-142,583	95,520	0	-1,844	-1,844	-13,216	144,521	146,059	144,427	-82,304
QGRI	0	48,735	49,735	9,688	0	-50,000	-50,000	-50,000	0	1,265	265	40,312
AKHI	518,096	17,084	-89,176	-308,881	-44,391	-44,741	-28,500	0	-473,705	27,657	117,676	308,881
QISI	20	-14,200	-3,672	80,716	0	0	0	0	-20	14,200	3,672	-80,716
BEMA	-300	574	18,437	1,918	0	0	0	0	300	-574	-18,437	-1,918
QLMI	404,386	492,584	760,548	4,351,667	61,000	61,000	61,000	61,000	-465,386	-553,584	-821,548	-4,412,667
UDCD	434,238	2,903,731	4,522,332	7,792,041	0	-65,073	-68,073	1,927	-434,238	-2,838,658	-4,454,259	-7,793,968
BRES	-2,414,701	-1,127,923	-1,507,913	-5,637,032	0	0	0	-26	2,414,701	1,127,923	1,507,913	5,637,058
ERES	-53,477	1,366,832	-1,336,159	-1,772,674	357,581	427,057	453,236	486,545	-304,104	-1,793,889	882,923	1,286,129
MRDS	-864,193	1,688,120	1,989,089	836,163	-20,000	-41,362	252,874	-633,003	884,193	-1,646,758	-2,241,963	-203,160
ORDS	-674,934	-285,551	-215,797	-992,337	-24,067	-142,881	-148,570	-156,065	699,001	428,432	364,367	1,148,402
VFQS	-278,629	-431,610	-31,177	-2,353,520	0	14,000	14,000	14,000	278,629	417,610	17,177	2,339,520
QNNS	-340,097	-7,284,938	-7,492,764	-9,433,628	1,615	2,698	4,657	-39,224	338,482	7,282,240	7,488,107	9,472,852
GWCS	-89,412	116,756	-269,537	-154,907	5,000	5,000	5,000	4,904	84,412	-121,756	264,537	150,003
QGTS	1,979,414	12,342,123	14,959,268	22,462,559	30,000	-755,026	-685,409	-538,376	-2,009,414	-11,587,097	-14,273,859	-21,924,183

Trading values by nationality for the last Session

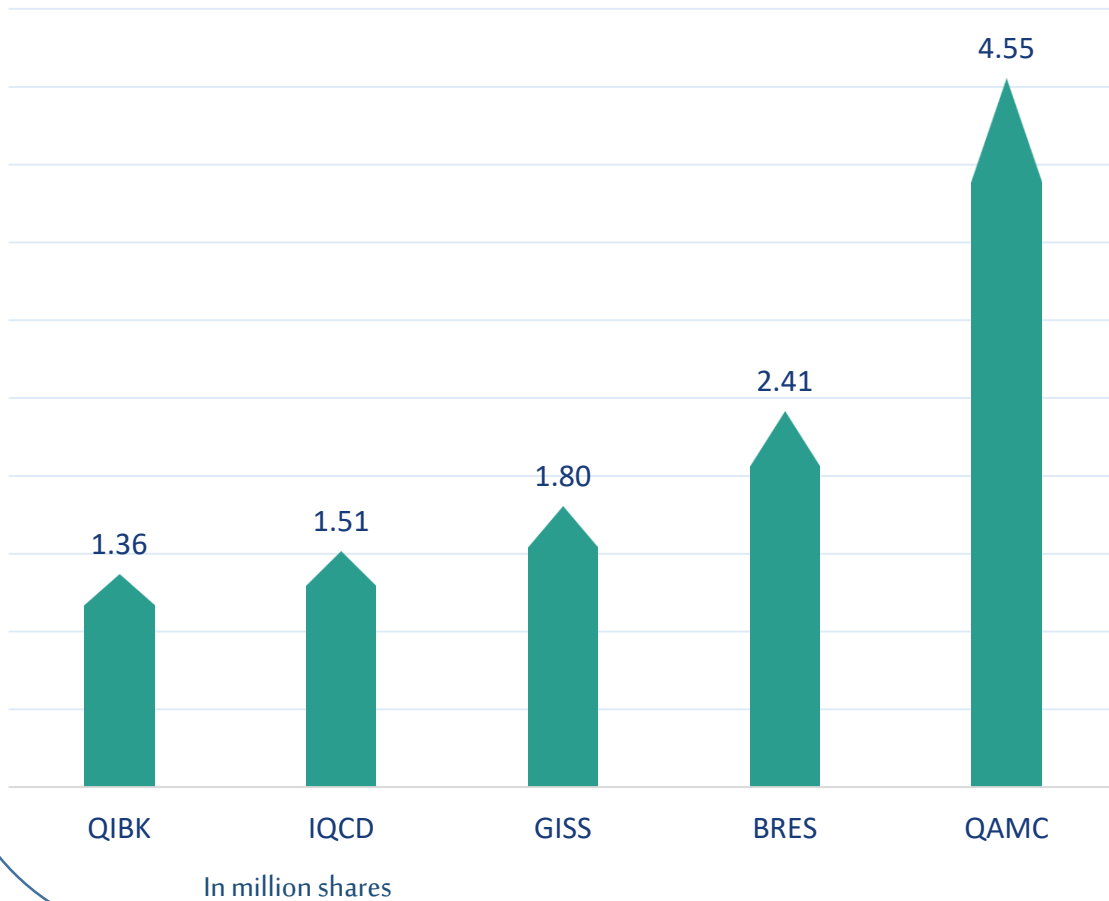
Nationality	Purchasing Value	Selling Value	Difference
Qataris	384.39	429.80	-45.41
GCC	18.77	59.01	-40.24
Arab	48.03	60.73	-12.71
Foreigners	268.58	170.22	98.36
Total	719.77	719.77	0.00

In million QAR

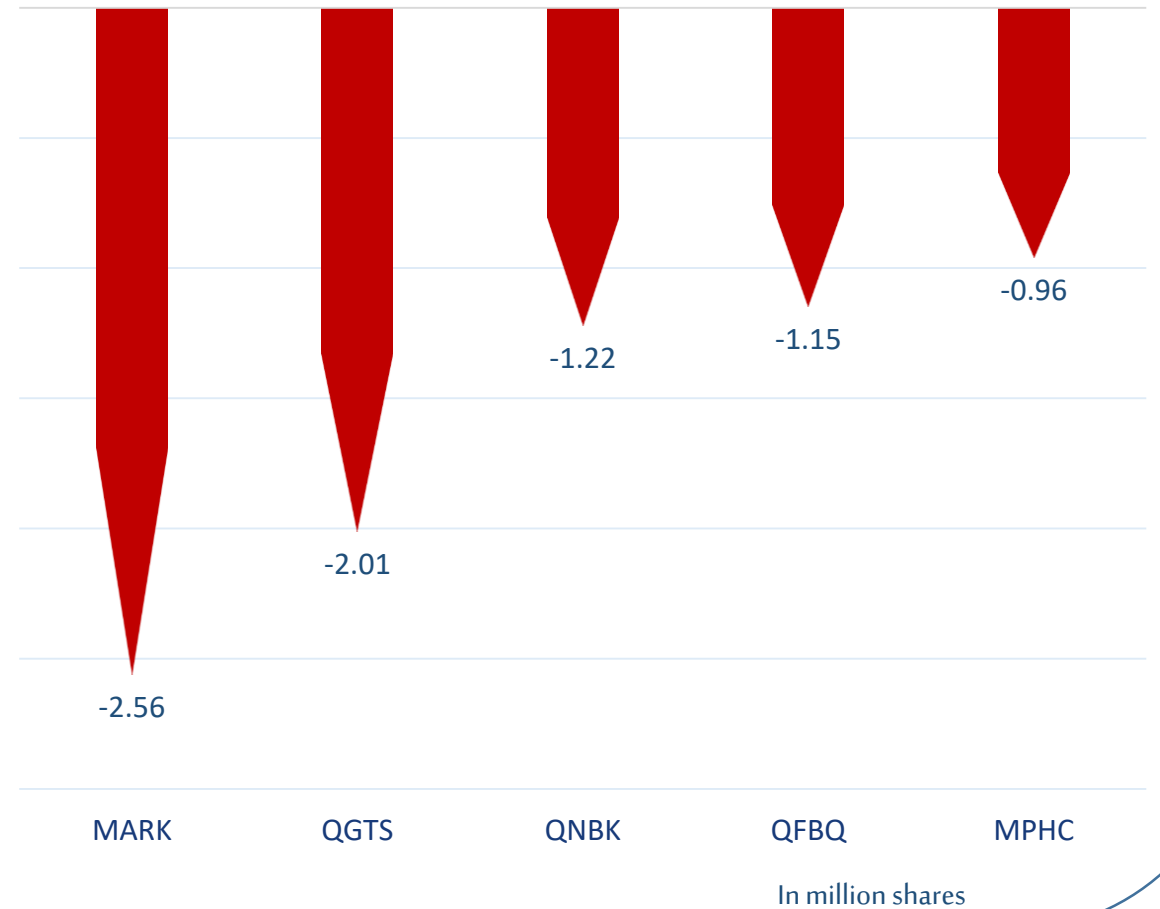
Trading by nationality for the last session

Nationality	Buy %	Sell %	Net
Qataris	53.41%	59.71%	-6.31%
GCC	2.61%	8.20%	-5.59%
Arab	6.67%	8.44%	-1.77%
Foreigners	24.58%	21.95%	13.67%

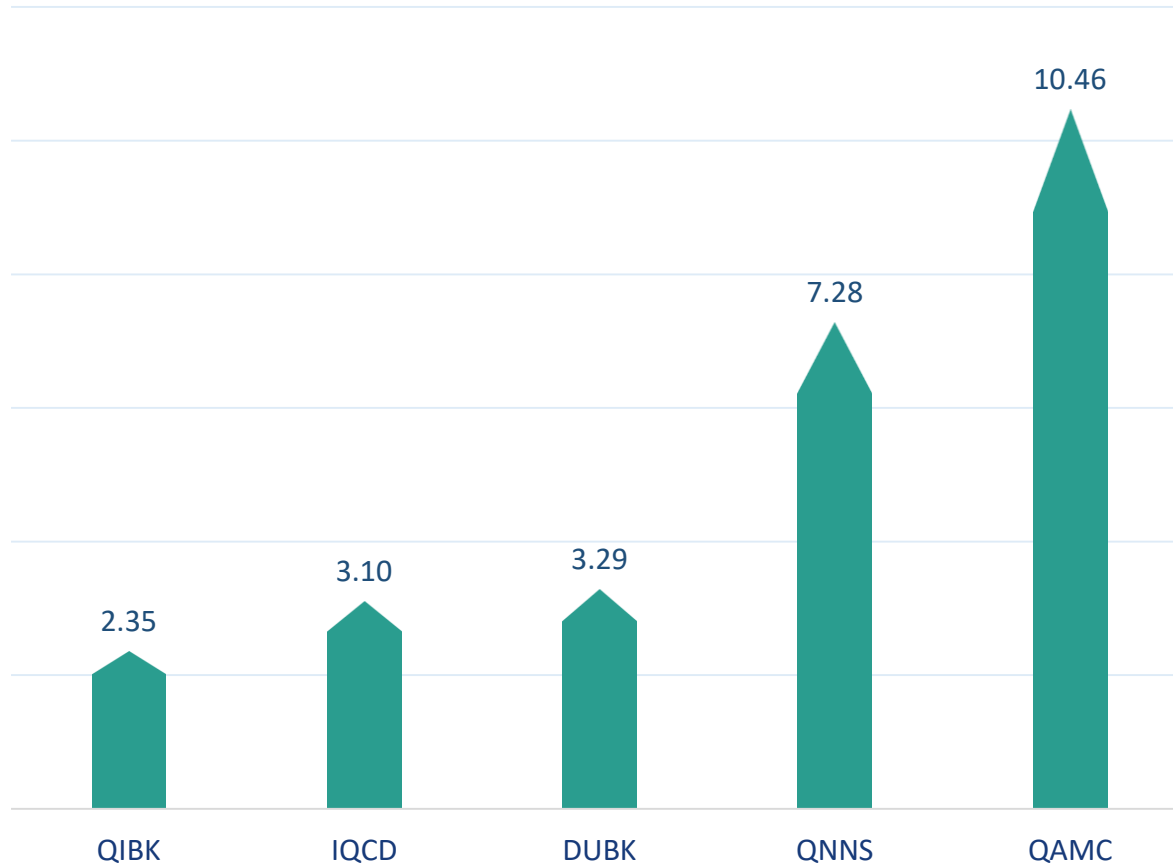
Top 5 Companies bought (net) by **Foreigners** in the last session



Top 5 Companies sold (net) by **Foreigners** in the last session

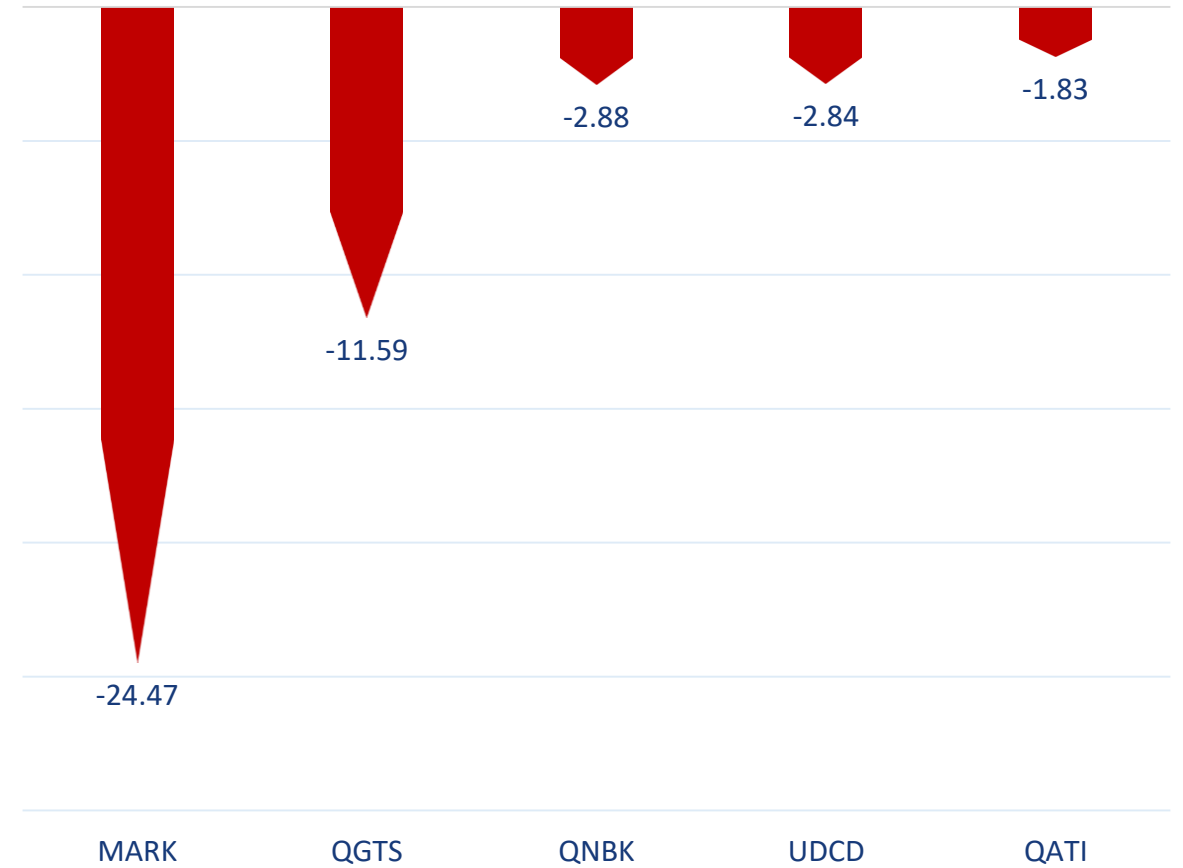


Top 5 Companies bought (net) by **Foreigners** over the last 5 Sessions



In million shares

Top 5 Companies sold (net) by **Foreigners** over the last 5 Sessions



In million shares



The figures represent a change in the number of shares.

Daily Change: The net change between 19th and 14th of December trading sessions

Change for the last 5 sessions: The total daily net change for the last 5 sessions.

Change for the last 10 sessions: The total daily net change for the last 10 sessions.

Change for the last 20 sessions: The total daily net change for the last 20 sessions.

DISCLAIMER:

The information contained was obtained from various public sources believed to be reliable, but we do not guarantee its accuracy. Wasata Financial Securities makes no representations or warranties (express or implied) regarding the data and information provided and Wasata Financial Securities does not represent that the information content of this document is complete, or free from any error, not misleading, or fit for any particular purpose. This report document provides general information only. Neither the information nor any opinion expressed constitutes an offer or an invitation to make an offer, to buy or sell any securities or other investment products related to such securities or investments.

This report document contained is subject to change without prior notice. Wasata assumes no responsibility to update the information in this report document.

Prepared by Financial Advisory Department



+974 44498880
ramzi.qasmieh@Wasata.qa