



Daily Report for Ownership Changes

24th of December 2023 Session

Company									24-Dec			
	Qatari				GCC				Foreigners			
	Daily Chg.	Last 5 Sessions Chg.	Last 10 Sessions Chg.	Last 20 Sessions Chg.	Daily Chg.	Last 5 Sessions Chg.	Last 10 Sessions Chg.	Last 20 Sessions Chg.	Daily Chg.	Last 5 Sessions Chg.	Last 10 Sessions Chg.	Last 20 Sessions Chg.
QNBK	1,053,779	2,327,437	3,577,127	4,639,206	-400	-37,058	350,841	350,165	-1,053,379	-2,290,379	-3,927,968	-4,989,371
QIBK	-594,325	-4,009,606	-2,814,368	-3,374,490	0	-53,013	-53,113	-52,588	594,325	4,062,619	2,867,481	3,427,078
CBQK	-48,446	-1,833,672	-2,308,226	-1,271,576	-96,575	-96,575	-96,575	-93,975	145,021	1,930,247	2,404,801	1,365,551
DHBK	177,614	-1,472,830	-1,994,943	-10,015,200	0	15,094	-19,028	-42,949	-177,614	1,457,736	2,013,971	10,058,149
ABQK	0	-5,600	-5,600	-5,600	0	0	0	0	0	5,600	5,600	5,600
QIKK	-52,616	-685,781	-664,729	-2,156,093	-1,000	-16,000	-16,000	-17,190	53,616	701,781	680,729	2,173,283
MARK	-658,435	22,627,434	26,535,946	39,849,138	-41,530	-254,238	-422,731	-5,549,703	699,965	-22,380,724	-26,113,215	-34,299,435
DUBK	-192,716	-3,451,843	-1,819,983	-3,867,151	-1,000	4,286	3,401	-92,752	193,716	3,447,557	1,816,582	3,959,903
QFBQ	-528,020	-3,036,007	-2,624,759	-2,059,717	0	95,922	-20,838	-222,116	528,020	2,940,085	2,645,597	2,281,833
NLCS	-664,235	-1,519,336	-3,225,333	-3,296,191	58,053	226,053	435,659	395,382	606,182	1,293,283	2,789,674	2,900,809
DBIS	73,700	-454,996	-353,720	-118,942	-5,981	2,363	26,344	32,694	-67,719	452,633	327,376	86,248
QOIS	-82,845	-218,992	-515,747	-493,557	-148,893	-164,138	-201,915	-270,985	231,738	383,130	717,662	764,542
IHGS	-8,460	180,525	161,404	199,987	22,392	-17,311	-17,311	10,023	-13,932	-163,214	-144,093	-210,010
ZHCD	-50	-50	-50	8,451	0	0	0	0	50	50	50	-8,451
QGMD	24,879	-490,025	-231,600	-173,716	-71,739	56,179	46,460	-116,764	46,860	433,846	185,140	290,480
SIIS	869,146	2,812,110	2,405,979	-555,299	238,467	203,471	293,565	238,886	-1,107,613	-3,015,581	-2,699,544	316,413
BLDN	-144,093	-255,965	-434,374	139,825	0	45,507	33,878	-3,275	144,093	210,458	400,496	-136,550
MCGS	-53,737	45,780	-74,215	-1,074,004	27,955	27,955	27,955	27,955	25,782	-73,735	46,260	1,046,049
QCFS	0	0	0	0	0	0	0	0	0	0	0	0
QFLS	-24,397	406,681	349,167	1,092,638	0	1,259	1,259	1,268	24,397	-407,940	-350,426	-1,093,906
WDAM	-48,174	-33,375	-265,450	220,327	0	3,732	3,732	-16,080	48,174	29,643	261,718	-204,247
MCCS	37,477	295,803	462,818	914,585	-10,250	-10,250	-10,250	-9,250	-27,227	-285,553	-452,568	-905,335
MERS	14,389	9,701	24,193	-34,265	0	0	0	278	-14,389	-9,701	-24,193	33,987
MEZA	-181,187	-514,846	-941,857	-2,736,856	0	0	7,000	9,766	181,187	514,846	934,857	2,727,090
QIMD	0	-25,972	-16,821	27,815	0	0	0	0	0	25,972	16,821	-27,815

									23-Dec			
Company	Qatari				GCC				Foreigners			
	Daily Chg.	Last 5 Sessions Chg.	Last 10 Sessions Chg.	Last 20 Sessions Chg.	Daily Chg.	Last 5 Sessions Chg.	Last 10 Sessions Chg.	Last 20 Sessions Chg.	Daily Chg.	Last 5 Sessions Chg.	Last 10 Sessions Chg.	Last 20 Sessions Chg.
QNCD	-967	81,426	289,633	700,042	0	-2,035	-18,835	-18,835	967	-79,391	-270,798	-681,207
IQCD	7,696	-1,670,313	713,226	3,499,852	62,000	67,348	70,562	114,263	-69,696	1,602,965	-783,788	-3,614,115
QIGD	-94,127	-243,261	-28,748	-1,005,078	0	0	0	-2,831	94,127	243,261	28,748	1,007,909
QEWS	-10,610	-298,987	-251,563	8,377	14,000	34,500	56,960	66,960	-3,390	264,487	194,603	-75,337
AHCS	-20	-176,661	30,648	1,097,543	0	0	0	-60,000	20	176,661	-30,648	-1,037,543
GISS	952,943	1,363,629	2,855,263	7,307,453	-10,000	-116,990	-111,995	11,955	-942,943	-1,246,639	-2,743,268	-7,319,408
MPHC	-1,338,605	-162,361	558,004	-6,157,878	25,000	15,756	15,765	57,878	1,313,605	146,605	-573,769	6,100,000
IGRD	-111,523	131,007	1,143,717	-927,254	0	-37,488	-500,000	-497,238	111,523	-93,519	-643,717	1,424,492
QAMC	-6,766,115	-18,185,805	-20,434,319	-21,071,267	-78,693	-43,717	-1,241,596	-1,390,543	6,844,808	18,229,522	21,675,915	22,461,810
QATI	51,270	1,065,519	2,132,762	2,368,671	20,000	31,750	33,750	33,500	-71,270	-1,097,269	-2,166,512	-2,402,171
DOHI	95,000	-80,589	-71,327	64,092	0	0	-1,844	-1,844	-95,000	80,589	73,171	-62,248
QGRI	4,297	4,297	53,032	13,985	0	0	-50,000	-50,000	-4,297	-4,297	-3,032	36,015
AKHI	-106,067	52,305	-221,089	-368,106	30,000	-4,741	-4,741	11,500	76,067	-47,564	225,830	356,606
QISI	0	-17,938	-17,278	46,168	0	0	0	0	0	17,938	17,278	-46,168
BEMA	0	-2,944	-2,070	916	0	0	0	0	0	2,944	2,070	-916
QLMI	46,379	1,255,879	1,251,530	5,170,849	0	61,000	61,000	61,000	-46,379	-1,316,879	-1,312,530	-5,231,849
UDCD	13,919	2,027,667	3,486,678	6,531,225	0	130,083	184,936	134,936	-13,919	-2,157,750	-3,671,614	-6,666,161
BRES	-55,199	-2,462,208	-2,391,262	-4,856,852	0	0	0	-26	55,199	2,462,208	2,391,262	4,856,878
ERES	-490,448	-1,588,904	-3,233,476	-4,313,536	4,107	713,735	585,340	730,930	486,341	875,169	2,648,136	3,582,606
MRDS	-1,616,278	-2,727,006	-2,639,287	-2,020,767	-116,005	-116,958	-142,990	-870,803	1,732,283	2,843,964	2,782,277	2,891,570
ORDS	141,543	614,900	590,741	184,603	-91,500	-128,493	-247,707	-260,588	-50,043	-486,407	-343,034	75,985
VFQS	29,926	-1,151,606	-1,467,864	-1,867,815	0	23,219	23,219	23,219	-29,926	1,128,387	1,444,645	1,844,596
QNNS	30,921	-7,107,018	-8,617,923	-9,357,853	640	6,005	7,502	8,522	-31,561	7,101,013	8,610,421	9,349,331
GWCS	-48,528	120,379	131,251	-206,937	0	0	0	-96	48,528	-120,379	-131,251	207,033
QGTS	-598,827	5,391,319	7,992,489	12,301,741	111,446	250,014	-645,822	-490,341	487,381	-5,641,333	-7,346,667	-11,811,400

Trading values by nationality for the last Session

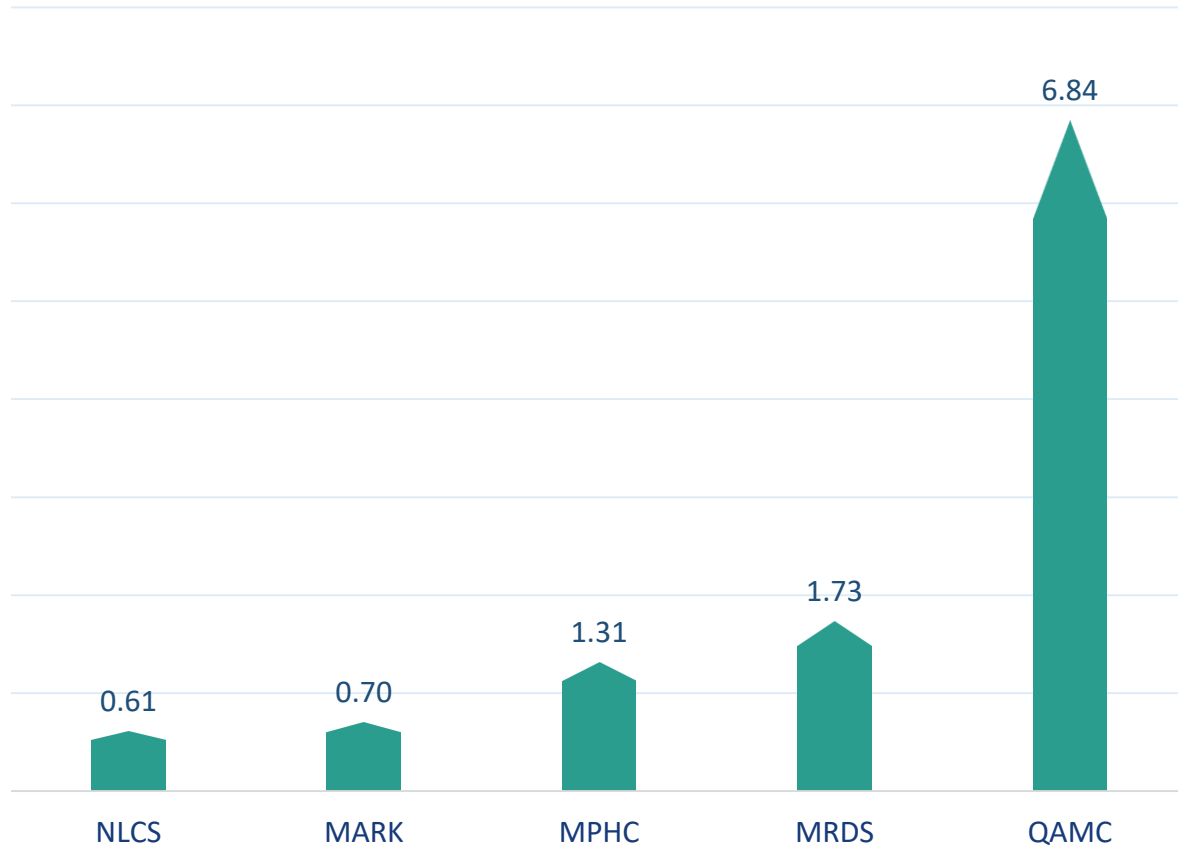
Nationality	Purchasing Value	Selling Value	Difference
Qataris	317.82	329.74	-11.91
GCC	16.54	39.18	-22.64
Arab	51.22	43.02	8.20
Foreigners	48.60	22.25	26.35
Total	434.18	434.18	0.00

In million QAR

Trading by nationality for the last session

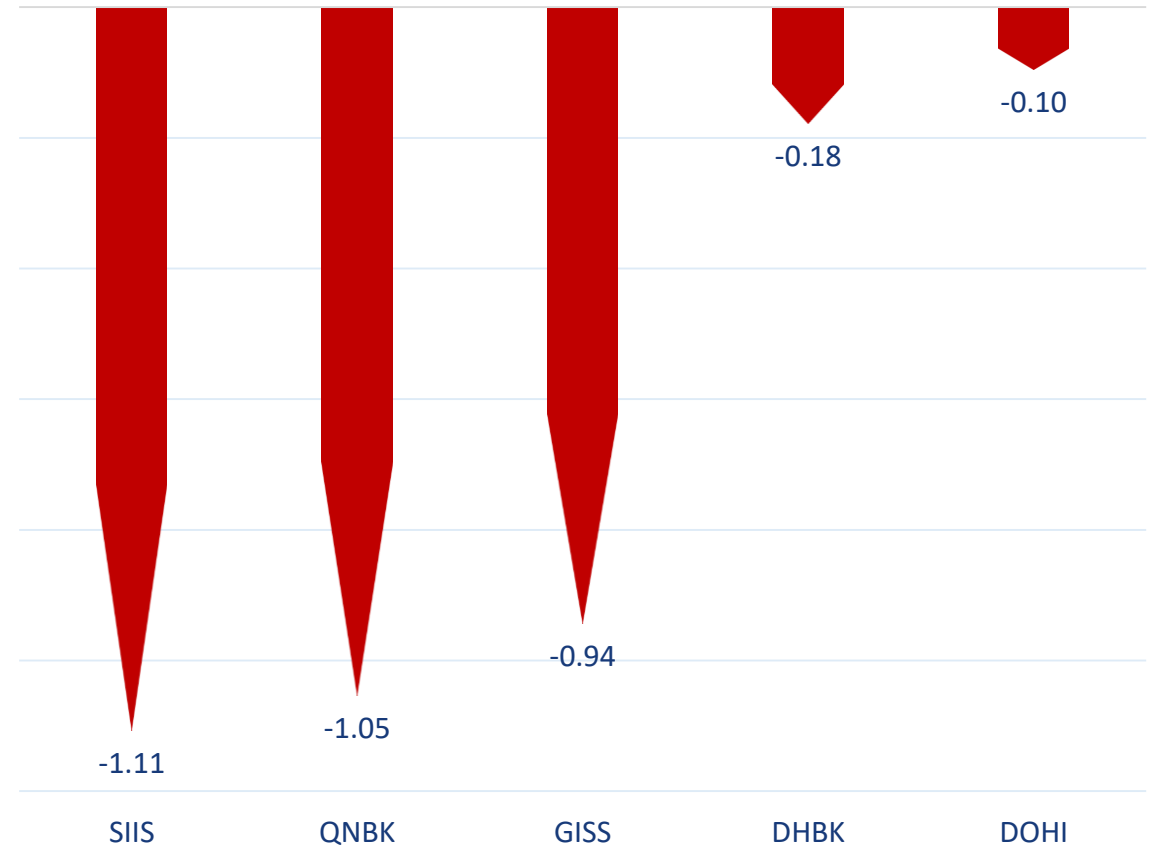
Nationality	Buy %	Sell %	Net
Qataris	73.20%	75.95%	-2.74%
GCC	3.81%	9.02%	-5.21%
Arab	11.80%	9.91%	1.89%
Foreigners	24.58%	21.95%	6.07%

Top 5 Companies bought (net) by **Foreigners** in the last session



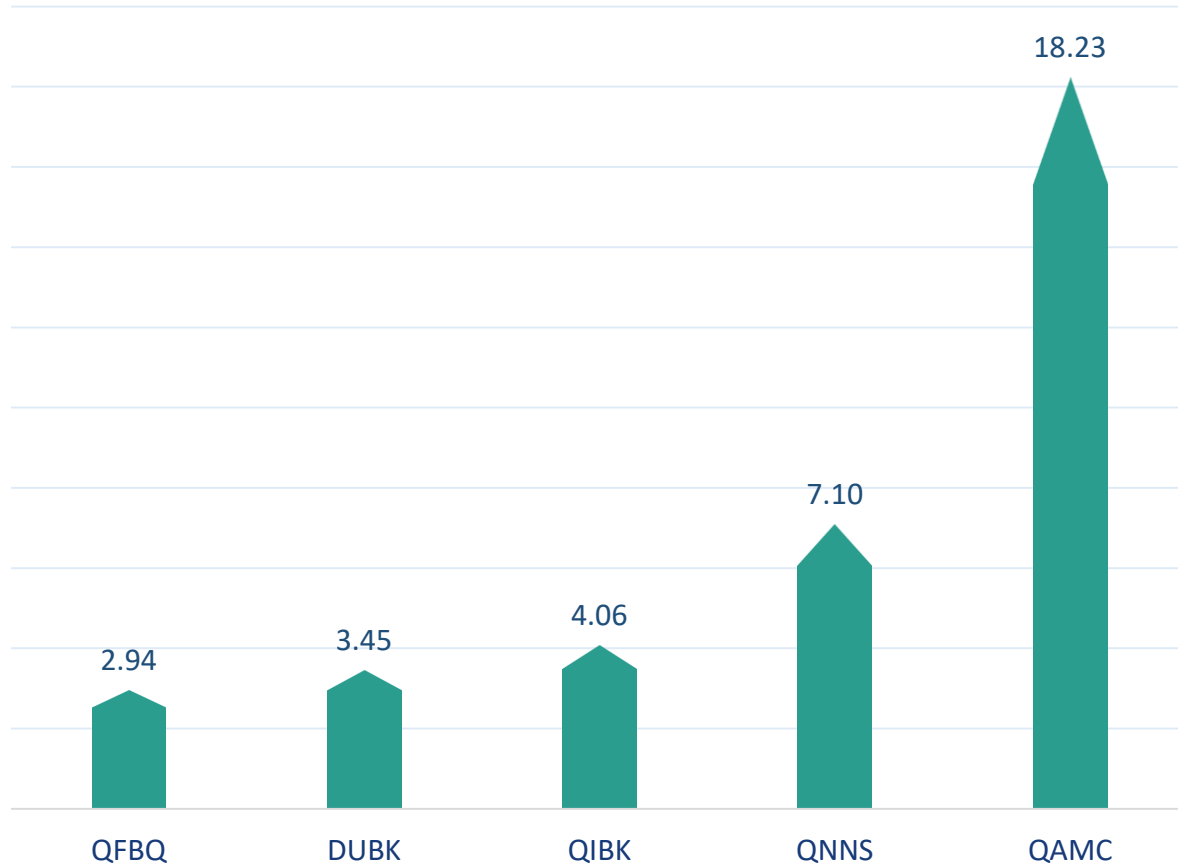
In million shares

Top 5 Companies sold (net) by **Foreigners** in the last session



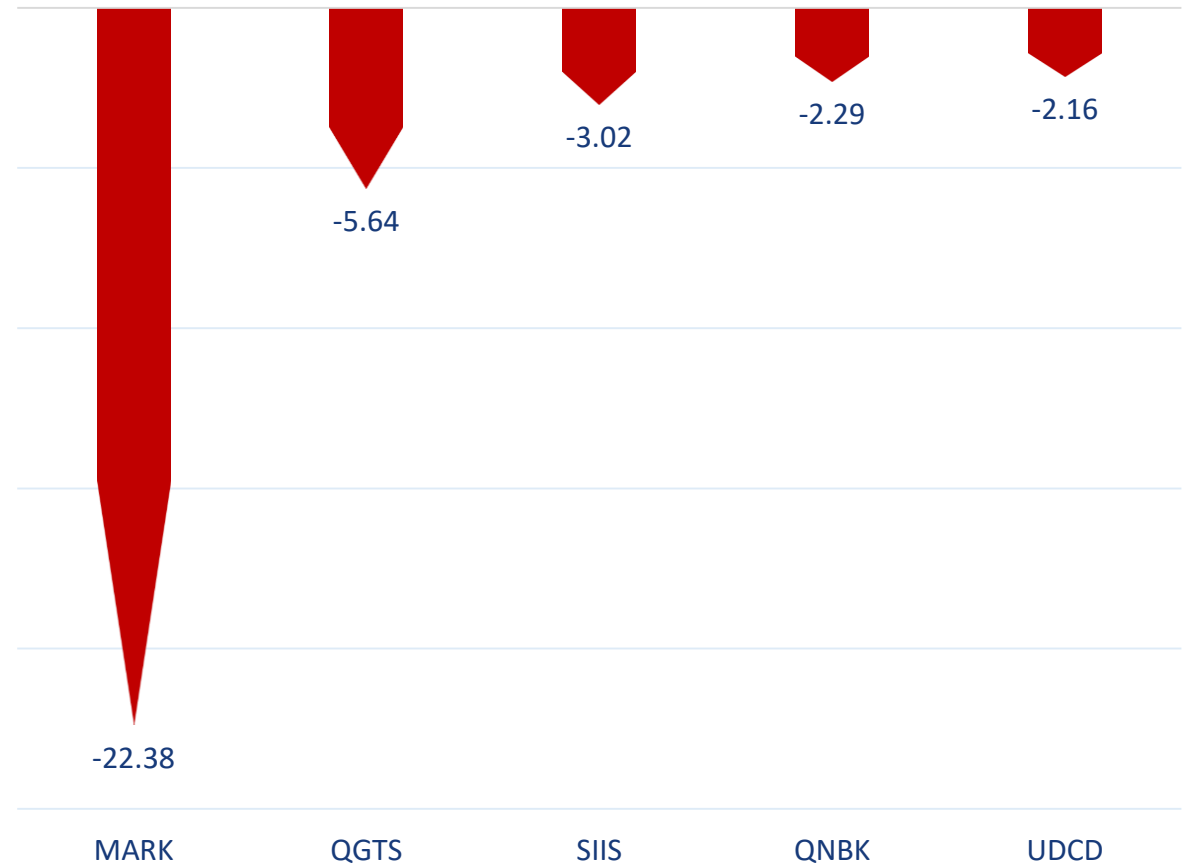
In million shares

Top 5 Companies bought (net) by **Foreigners** over the last 5 Sessions



In million shares

Top 5 Companies sold (net) by **Foreigners** over the last 5 Sessions



In million shares



The figures represent a change in the number of shares.

Daily Change: The net change between 24th and 21st of December trading sessions

Change for the last 5 sessions: The total daily net change for the last 5 sessions.

Change for the last 10 sessions: The total daily net change for the last 10 sessions.

Change for the last 20 sessions: The total daily net change for the last 20 sessions.

DISCLAIMER:

The information contained was obtained from various public sources believed to be reliable, but we do not guarantee its accuracy. Wasata Financial Securities makes no representations or warranties (express or implied) regarding the data and information provided and Wasata Financial Securities does not represent that the information content of this document is complete, or free from any error, not misleading, or fit for any particular purpose. This report document provides general information only. Neither the information nor any opinion expressed constitutes an offer or an invitation to make an offer, to buy or sell any securities or other investment products related to such securities or investments.

This report document contained is subject to change without prior notice. Wasata assumes no responsibility to update the information in this report document.



Prepared by Financial Advisory Department


وساطة
WASATA
للأوراق المالية
FINANCIAL SECURITIES

+974 44498880

ramzi.qasmieh@Wasata.qa