



Daily Report for Ownership Changes

5th of November 2023 Session

									5-Dec			
Company	Qatari				GCC				Foreigners			
	Daily Chg.	Last 5 Sessions Chg.	Last 10 Sessions Chg.	Last 20 Sessions Chg.	Daily Chg.	Last 5 Sessions Chg.	Last 10 Sessions Chg.	Last 20 Sessions Chg.	Daily Chg.	Last 5 Sessions Chg.	Last 10 Sessions Chg.	Last 20 Sessions Chg.
QNBK	50,820	865,721	206,821	140,789	0	-10,000	-676	73,412	-50,820	-855,721	-206,145	-214,201
QIBK	129,447	-974,436	-838,217	-2,224,346	100	1,712	525	-7,643	-129,547	972,724	837,692	2,231,989
CBQK	-123,036	921,666	746,680	214,879	0	0	0	0	123,036	-921,666	-746,680	-214,879
DHBK	-374,800	-2,934,562	-7,575,600	-7,059,284	0	-19,000	-28,921	-32,819	374,800	2,953,562	7,604,521	7,092,103
ABQK	0	0	0	0	0	0	0	0	0	0	0	0
QIJK	-141,308	-1,325,005	-1,264,862	-1,691,024	0	-1,140	-1,190	-50	141,308	1,326,145	1,266,052	1,691,074
MARK	346,312	1,397,683	14,804,033	38,437,494	-1,280	-44,405	-4,907,507	-5,354,041	-342,691	-1,350,937	-9,894,185	-33,081,112
DUBK	49,223	-1,995,455	-2,830,598	-6,865,399	-48,408	-86,690	-86,690	34,242	-815	2,082,145	2,917,288	6,831,157
QFBQ	66,919	342,908	-268,086	-650,574	0	-87,500	-201,278	-57,140	-66,919	-255,408	469,364	707,714
NLCS	-153,760	84,839	-967,732	782,442	0	-18,041	-6,763	-14,682	153,760	-66,798	974,495	-767,760
DBIS	274,428	166,568	207,505	-571,921	7,750	6,750	-100,769	12,685	-282,178	-173,318	-106,736	559,236
QOIS	-36,260	-5,860	40,260	218,904	0	-5,000	-69,070	-49,097	36,260	10,860	28,810	-169,807
IHGS	642	36,491	-4,986	-207,774	0	7,195	27,334	39,703	-642	-43,686	-22,348	168,071
ZHCD	3,384	4,900	19,629	36,662	0	0	0	10,414	-3,384	-4,900	-19,629	-47,076
QGMD	411,553	-572,131	453,239	-1,216,344	0	-62,200	-155,950	-163,557	-411,553	634,331	-297,289	1,379,901
SIIS	-136,026	-2,078,269	-2,870,732	-1,554,100	0	22,436	-93,524	217,258	136,026	2,055,833	2,964,256	1,336,842
BLDN	224,500	600,823	360,114	2,326,426	0	-215	32,023	-71,914	-224,500	-600,608	-392,137	-2,254,512
MCGS	-48,845	-150,688	-907,286	-772,484	0	0	0	0	48,845	150,688	907,286	772,484
QCFS	0	0	0	24,833	0	0	0	0	0	0	0	-24,833
QFLS	74,609	334,094	857,962	1,400,391	0	9	7,009	-155,557	-74,609	-334,103	-864,971	-1,244,834
WDAM	-27,479	55,603	624,511	1,939,182	0	-19,838	-19,812	-60,668	27,479	-35,765	-604,699	-1,878,514
MCCS	53,067	124,324	392,805	443,748	0	0	1,000	1,561	-53,067	-124,324	-393,805	-445,309
MERS	-7,386	-70,305	-38,799	-50,124	0	0	1,946	6,118	7,386	70,305	36,853	44,006
MEZA	-90,619	-1,081,372	-1,841,649	-9,777,056	0	0	2,766	-22,974	90,619	1,081,372	1,838,883	9,800,030
QIMD	17,028	20,684	25,258	2,458	0	0	0	-310	-17,028	-20,684	-25,258	-2,148

									5-Dec			
Company	Qatari				GCC				Foreigners			
	Daily Chg.	Last 5 Sessions Chg.	Last 10 Sessions Chg.	Last 20 Sessions Chg.	Daily Chg.	Last 5 Sessions Chg.	Last 10 Sessions Chg.	Last 20 Sessions Chg.	Daily Chg.	Last 5 Sessions Chg.	Last 10 Sessions Chg.	Last 20 Sessions Chg.
QNCD	26,665	237,006	327,449	328,054	0	0	0	26,782	-26,665	-237,006	-327,449	-354,836
IQCD	1,256,027	1,186,533	2,351,564	642,399	1,000	13,702	30,401	29,017	-1,257,027	-1,200,235	-2,381,965	-671,416
QIGD	11,986	-428,660	-595,208	612,463	0	0	-2,831	58,218	-11,986	428,660	598,039	-670,681
QEWS	-35,588	328,031	103,620	-1,065,456	0	9,029	10,000	10,600	35,588	-337,060	-113,620	1,054,856
AHCS	13,106	677,593	1,182,894	2,198,358	0	0	-77,985	-69,877	-13,106	-677,593	-1,104,909	-2,128,481
GISS	589,819	2,599,269	3,498,992	5,222,666	0	22,300	18,000	153,700	-589,819	-2,621,569	-3,516,992	-5,376,366
MPHC	-461,874	-5,353,001	-6,640,767	-10,802,685	400	49,825	50,826	89,134	461,474	5,303,176	6,589,941	10,713,551
IGRD	-2,722,534	-1,163,721	-2,251,254	-2,832,148	11,000	-25,776	13,729	-91,054	2,711,534	1,189,497	2,237,525	2,923,202
QAMC	71,333	-1,315,419	-1,417,593	-3,817,056	-55,000	-117,768	-94,317	-73,211	-16,333	1,433,187	1,511,910	3,890,267
QATI	17,668	-104,243	259,643	-8,584	20,000	15,000	20,000	-37,303	-37,668	89,243	-279,643	45,887
DOHI	0	-2,324	240,904	178,988	0	0	-11,372	-11,372	0	2,324	-229,532	-167,616
QGRI	0	-41,047	-40,047	-30,170	0	0	0	0	0	41,047	40,047	30,170
AKHI	79,370	60,663	-87,306	135,003	-18,770	-37,600	44,741	31,642	-60,600	-23,063	42,565	-166,645
QISI	0	32,052	100,232	48,634	0	0	0	0	0	-32,052	-100,232	-48,634
BEMA	0	16,863	1,344	-1,167	0	0	0	0	0	-16,863	-1,344	1,167
QLMI	232,238	3,340,141	3,843,917	4,825,342	0	0	0	0	-232,238	-3,340,141	-3,843,917	-4,825,342
UDCD	72,799	1,611,984	3,193,408	4,392,272	0	0	70,000	382,479	-72,799	-1,611,984	-3,263,408	-4,774,751
BRES	209,123	-1,706,888	-3,323,350	-9,869,836	0	0	-26	-17,786	-209,123	1,706,888	3,323,376	9,887,622
ERES	493,017	-1,147,248	-750,948	-433,725	20,000	125,032	100,932	-22,167	-513,017	1,022,216	650,016	455,892
MRDS	226,106	-303,646	880,639	-5,254,304	370,628	211,183	-636,191	571,938	-596,734	92,463	-244,448	4,682,366
ORDS	-208,045	-309,894	-818,221	-1,093,353	-5,289	-5,193	-12,881	-37,554	213,334	315,087	831,102	1,130,907
VFQS	681,720	882,129	-1,328,565	-4,090,693	0	0	0	-7,075	-681,720	-882,129	1,328,565	4,097,768
QNNS	-166,024	-254,698	-1,304,511	-2,339,525	0	-525	-34,406	-19,227	166,024	255,223	1,338,917	2,358,752
GWCS	-254,539	-198,458	-193,827	-146,531	-9,218	0	-96	679	263,757	198,458	193,923	145,852
QGTS	344,602	1,549,960	5,075,183	15,769,475	0	-3,587	146,033	153,406	-344,602	-1,546,373	-5,221,216	-15,922,881

Trading values by nationality for the last Session

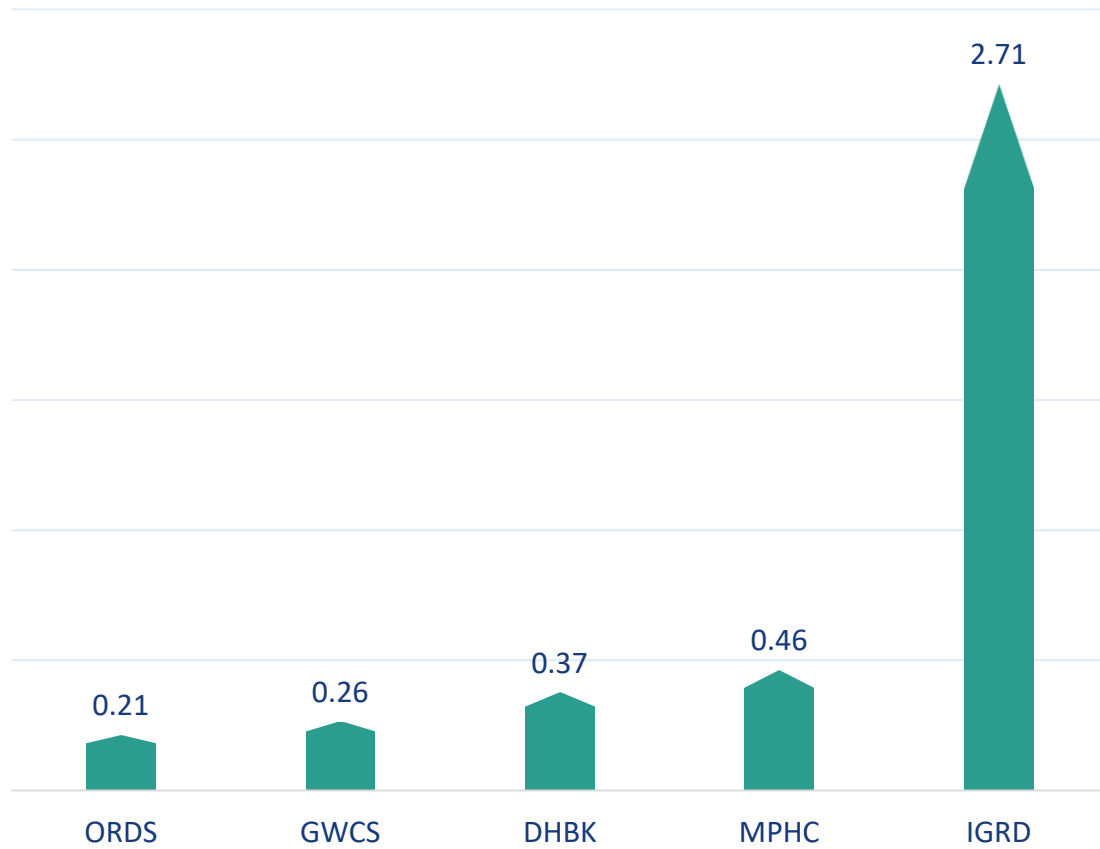
Nationality	Purchasing Value	Selling Value	Difference
Qataris	223.84	210.27	13.57
GCC	19.97	47.39	-27.43
Arab	30.00	34.40	-4.41
Foreigners	65.57	47.30	18.27
Total	339.37	339.37	0.00

In million QAR

Trading by nationality for the last session

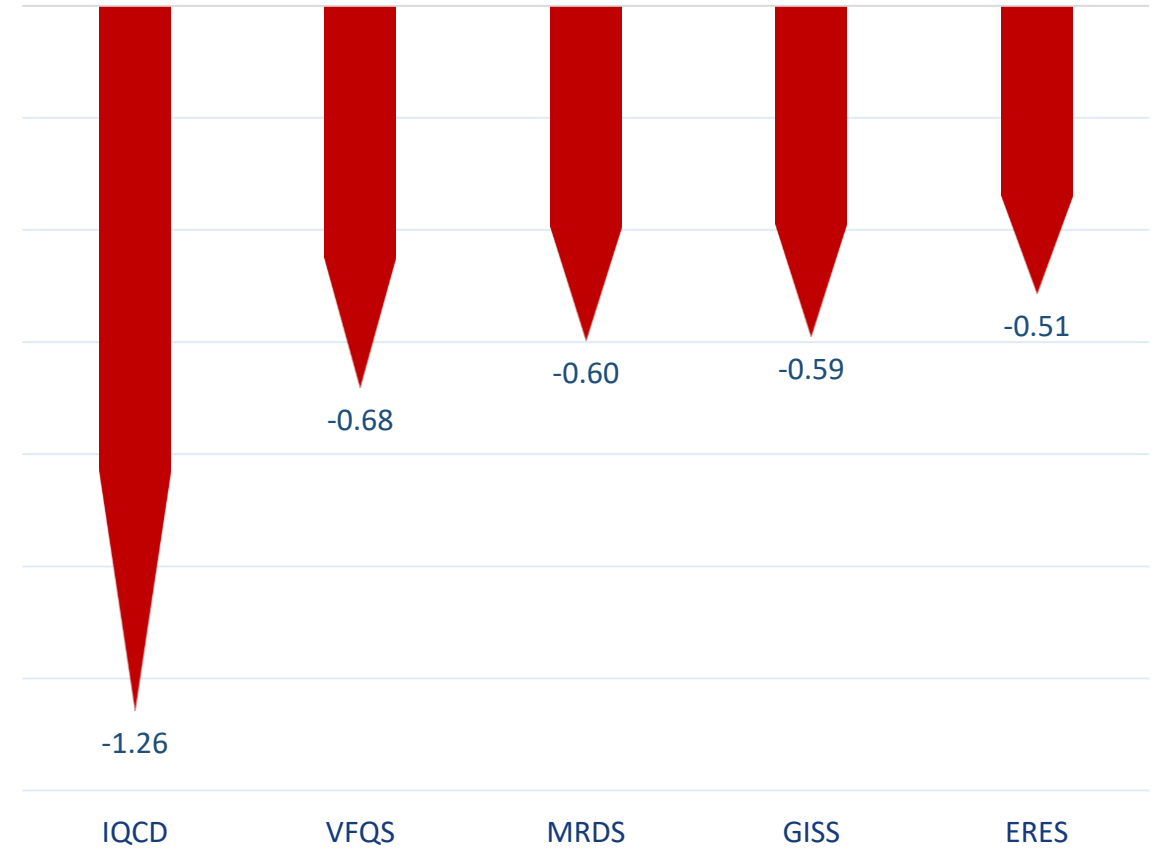
Nationality	Buy %	Sell %	Net
Qataris	65.96%	61.96%	4.00%
GCC	5.88%	13.97%	-8.08%
Arab	8.84%	10.14%	-1.30%
Foreigners	24.58%	21.95%	5.38%

Top 5 Companies bought (net) by **Foreigners** in the last session



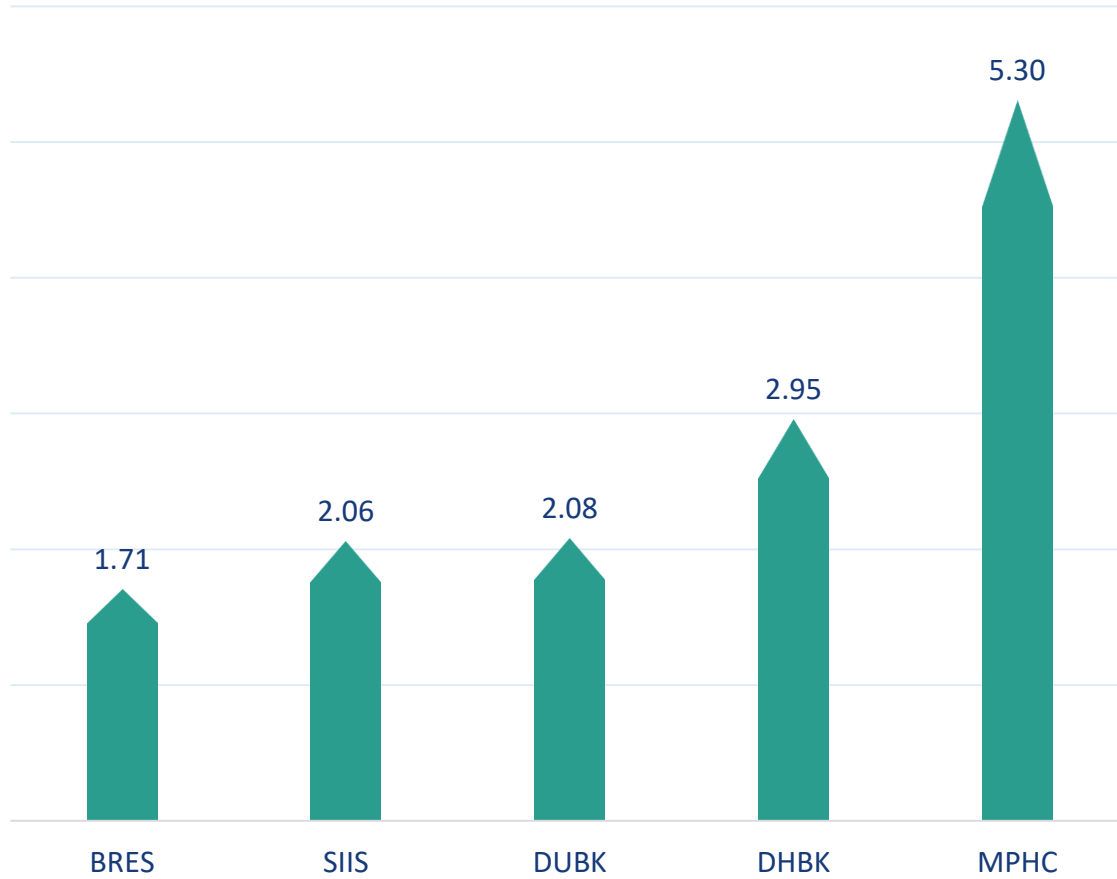
In million shares

Top 5 Companies sold (net) by **Foreigners** in the last session



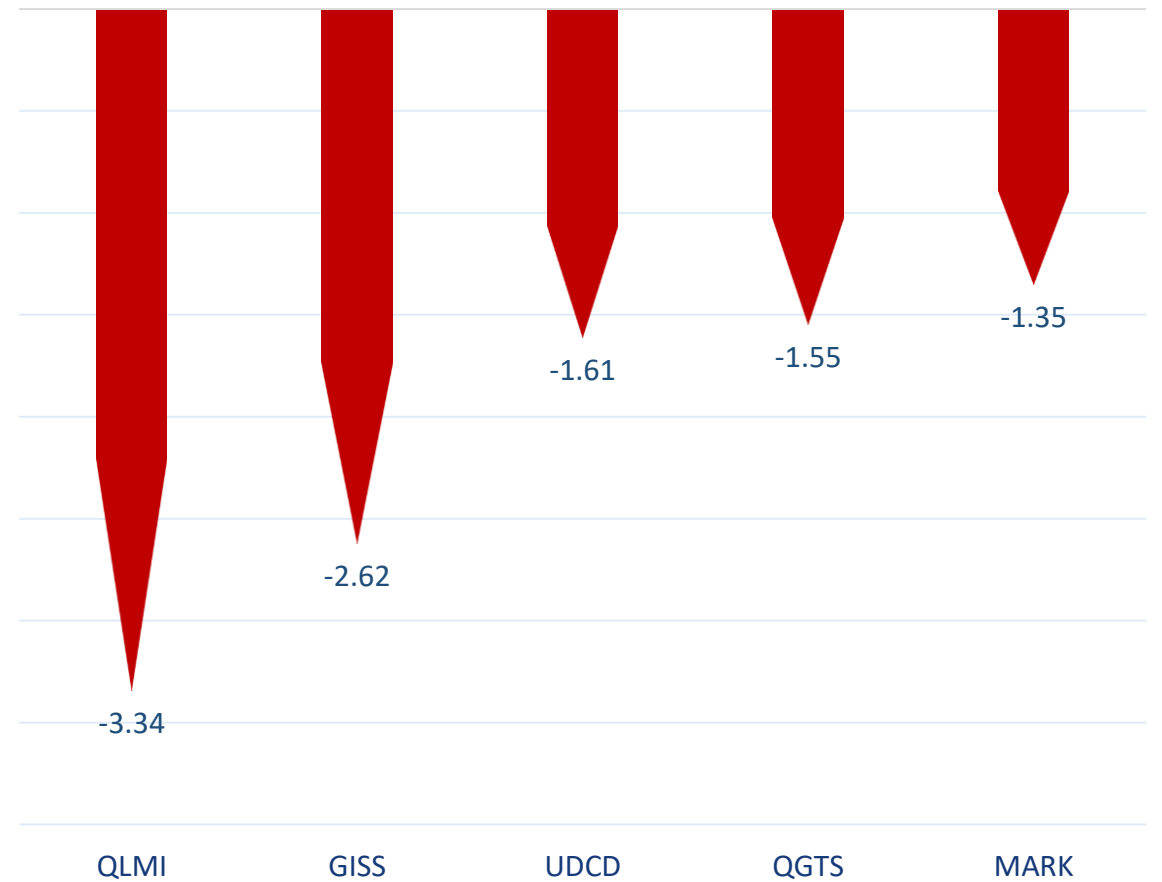
In million shares

Top 5 Companies bought (net) by **Foreigners** over the last 5 Sessions



In million shares

Top 5 Companies sold (net) by **Foreigners** over the last 5 Sessions



In million shares



The figures represent a change in the number of shares.

Daily Change: The net change between 5th and 4th of December trading sessions

Change for the last 5 sessions: The total daily net change for the last 5 sessions.

Change for the last 10 sessions: The total daily net change for the last 10 sessions.

Change for the last 20 sessions: The total daily net change for the last 20 sessions.

DISCLAIMER:

The information contained was obtained from various public sources believed to be reliable, but we do not guarantee its accuracy. Wasata Financial Securities makes no representations or warranties (express or implied) regarding the data and information provided and Wasata Financial Securities does not represent that the information content of this document is complete, or free from any error, not misleading, or fit for any particular purpose. This report document provides general information only. Neither the information nor any opinion expressed constitutes an offer or an invitation to make an offer, to buy or sell any securities or other investment products related to such securities or investments.

This report document contained is subject to change without prior notice. Wasata assumes no responsibility to update the information in this report document.



Prepared by Financial Advisory Department


وساطة
WASATA
للأوراق المالية
FINANCIAL SECURITIES

+974 44498880

ramzi.qasmieh@Wasata.qa