



Daily Report for Ownership Changes

6th of November 2023 Session

									6-Dec			
Company	Qatari				GCC				Foreigners			
	Daily Chg.	Last 5 Sessions Chg.	Last 10 Sessions Chg.	Last 20 Sessions Chg.	Daily Chg.	Last 5 Sessions Chg.	Last 10 Sessions Chg.	Last 20 Sessions Chg.	Daily Chg.	Last 5 Sessions Chg.	Last 10 Sessions Chg.	Last 20 Sessions Chg.
QNBK	531,676	1,558,584	953,189	574,373	0	-10,000	-676	73,412	-531,676	-1,548,584	-952,513	-647,785
QIBK	132,313	-817,281	-608,696	-1,886,400	0	1,712	525	-23,073	-132,313	815,569	608,171	1,909,473
CBQK	142,877	999,054	1,080,248	19,507	2,600	2,600	2,600	2,600	-145,477	-1,001,654	-1,082,848	-22,107
DHBK	-106,259	-2,813,208	-7,621,905	-7,727,742	5,000	5,000	-23,921	-27,819	101,259	2,808,208	7,645,826	7,748,426
ABQK	0	0	0	0	0	0	0	0	0	0	0	0
QIK	-38,530	-1,246,339	-1,422,136	-1,657,838	0	-1,140	-1,190	-50	38,530	1,247,479	1,423,326	1,657,888
MARK	3,766,201	5,457,044	16,351,099	42,292,722	-11,641	-56,394	-5,076,848	-5,340,650	-3,754,560	-5,400,650	-11,274,251	-36,952,072
DUBK	456,152	-978,321	-2,126,517	-6,225,899	-9,463	-96,153	-96,153	24,779	-446,689	1,074,474	2,222,670	6,201,120
QFBQ	25,554	962,525	414,797	-259,977	0	0	-201,278	-57,140	-25,554	-962,525	-213,519	317,117
NLCS	70,136	-186,901	-8,098	1,112,408	-148,336	-189,873	1,991	-263,018	78,200	376,774	6,107	-849,390
DBIS	17,797	105,967	173,824	-469,678	0	7,750	11,250	12,685	-17,797	-113,717	-185,074	456,993
QOIS	-44,886	988	-38,004	168,046	0	0	-69,070	-69,172	44,886	-988	107,074	-98,874
IHGS	21,374	69,107	36,807	-264,792	0	7,195	27,334	39,703	-21,374	-76,302	-64,141	225,089
ZHCD	436	5,336	8,501	35,106	0	0	0	10,414	-436	-5,336	-8,501	-45,520
QGMD	64,203	-396,419	-136,385	-854,980	0	-65,200	-163,224	-183,796	-64,203	461,619	299,609	1,038,776
SIIS	-779,392	-2,182,350	-3,281,847	-4,104,923	0	22,436	-90,651	217,077	779,392	2,159,914	3,372,498	3,887,846
BLDN	98,005	620,813	476,221	1,943,382	-47,988	-48,203	-37,153	-137,039	-50,017	-572,610	-439,068	-1,806,343
MCGS	3,413	-152,345	-949,733	-863,939	0	0	0	0	-3,413	152,345	949,733	850,524
QCFS	0	0	0	24,833	0	0	0	0	0	0	0	-24,833
QFLS	-47,387	117,830	764,627	1,335,745	0	9	7,009	-155,557	47,387	-117,839	-771,636	-1,180,188
WDAM	-33,729	109,760	439,815	1,974,347	0	0	-19,812	-22,188	33,729	-109,760	-420,003	-1,952,159
MCCS	70,529	250,506	519,052	561,835	0	0	1,000	1,561	-70,529	-250,506	-520,052	-563,396
MERS	13,867	-44,783	-64,248	-41,135	0	0	278	6,118	-13,867	44,783	63,970	35,017
MEZA	-124,373	-1,086,610	-1,900,303	-9,228,692	0	0	2,766	-17,974	124,373	1,086,610	1,897,537	9,246,666
QIMD	23,578	18,040	49,636	26,036	0	0	0	-310	-23,578	-18,040	-49,636	-25,726

Company									6-Dec			
	Qatari				GCC				Foreigners			
	Daily Chg.	Last 5 Sessions Chg.	Last 10 Sessions Chg.	Last 20 Sessions Chg.	Daily Chg.	Last 5 Sessions Chg.	Last 10 Sessions Chg.	Last 20 Sessions Chg.	Daily Chg.	Last 5 Sessions Chg.	Last 10 Sessions Chg.	Last 20 Sessions Chg.
QNCD	69,596	258,153	420,881	379,743	0	0	0	26,782	-69,596	-258,153	-420,881	-406,525
IQCD	694,186	1,485,115	3,013,726	1,431,559	13,300	15,300	43,701	42,317	-707,486	-1,500,415	-3,057,427	-1,473,876
QIGD	-99,971	-658,671	-1,180,241	392,874	0	0	-2,831	28,218	99,971	657,216	1,183,072	-421,092
QEWS	31,008	262,531	148,146	-1,074,999	0	2,132	10,000	10,600	-31,008	-264,663	-158,146	1,064,399
AHCS	31,545	703,424	1,231,981	2,395,590	0	0	-60,000	-69,877	-31,545	-703,424	-1,171,981	-2,325,713
GISS	1,745,120	4,885,585	4,795,776	6,693,381	105,950	113,250	123,950	259,650	-1,851,070	-4,998,835	-4,919,726	-6,953,031
MPHC	-431,778	-5,951,330	-7,103,598	-10,740,152	-8,713	40,687	42,113	80,421	440,491	5,910,643	7,061,485	10,659,731
IGRD	-246,897	-2,039,659	-2,027,031	-3,276,531	-10,967	-36,743	-32,238	-91,531	257,864	2,076,402	2,059,269	3,368,062
QAMC	482,876	-1,240,591	-1,004,338	-3,737,282	0	-17,702	-148,947	-73,211	-482,876	1,258,293	1,153,285	3,810,493
QATI	29,143	-75,307	235,279	6,419	-20,000	-5,000	0	-39,384	-9,143	80,307	-235,279	32,965
DOHI	0	-2,324	125,448	179,488	0	0	0	-11,372	0	2,324	-125,448	-168,116
QGRI	1,000	-10,017	-39,047	-29,170	0	0	0	0	-1,000	10,017	39,047	29,170
AKHI	-4,548	36,516	-203,938	-54,891	0	16,241	44,741	31,517	4,548	-52,757	159,197	23,374
QISI	-5,666	25,135	91,246	42,968	0	0	0	0	5,666	-25,135	-91,246	-42,968
BEMA	0	16,863	1,344	-1,167	0	0	0	0	0	-16,863	-1,344	1,167
QLMI	0	255,464	3,844,617	4,830,742	0	0	0	0	0	-255,464	-3,844,617	-4,830,742
UDCD	345,017	1,215,407	3,008,264	4,855,778	-50,000	-50,000	-50,000	332,479	-295,017	-1,165,407	-2,958,264	-5,188,257
BRES	231,374	-1,164,594	-2,750,092	-8,395,864	0	0	-26	-26	-231,374	1,164,594	2,750,118	8,395,890
ERES	-373,068	-805,325	-1,117,397	419,248	53,237	120,860	145,590	29,634	319,831	684,465	971,807	-448,882
MRDS	668,426	810,823	519,079	-5,515,176	-44,224	176,697	-727,813	494,355	-624,202	-987,520	208,734	5,020,821
ORDS	185,235	-266,625	-559,890	-1,142,183	0	-5,289	-12,881	-37,554	-185,235	271,914	572,771	1,179,737
VFQS	-24,124	947,364	-1,212,788	-4,463,887	0	0	0	-7,075	24,124	-947,364	1,212,788	4,470,962
QNNS	-28,858	-178,031	-881,424	-2,281,878	1,545	1,020	1,020	-18,431	27,313	177,011	880,404	2,300,309
GWCS	-120,378	-248,315	-338,476	-305,048	0	0	-96	679	120,378	248,315	338,572	304,369
QGTS	1,380,558	1,783,747	6,129,881	13,657,250	65,800	61,210	207,020	178,333	-1,446,358	-1,844,957	-6,336,901	-13,835,583

Trading values by nationality for the last Session

Nationality	Purchasing Value	Selling Value	Difference
Qataris	239.41	198.43	40.98
GCC	7.02	42.53	-35.51
Arab	34.23	35.11	-0.88
Foreigners	79.85	84.44	-4.58
Total	360.51	360.51	0.00

In million QAR

Trading by nationality for the last session

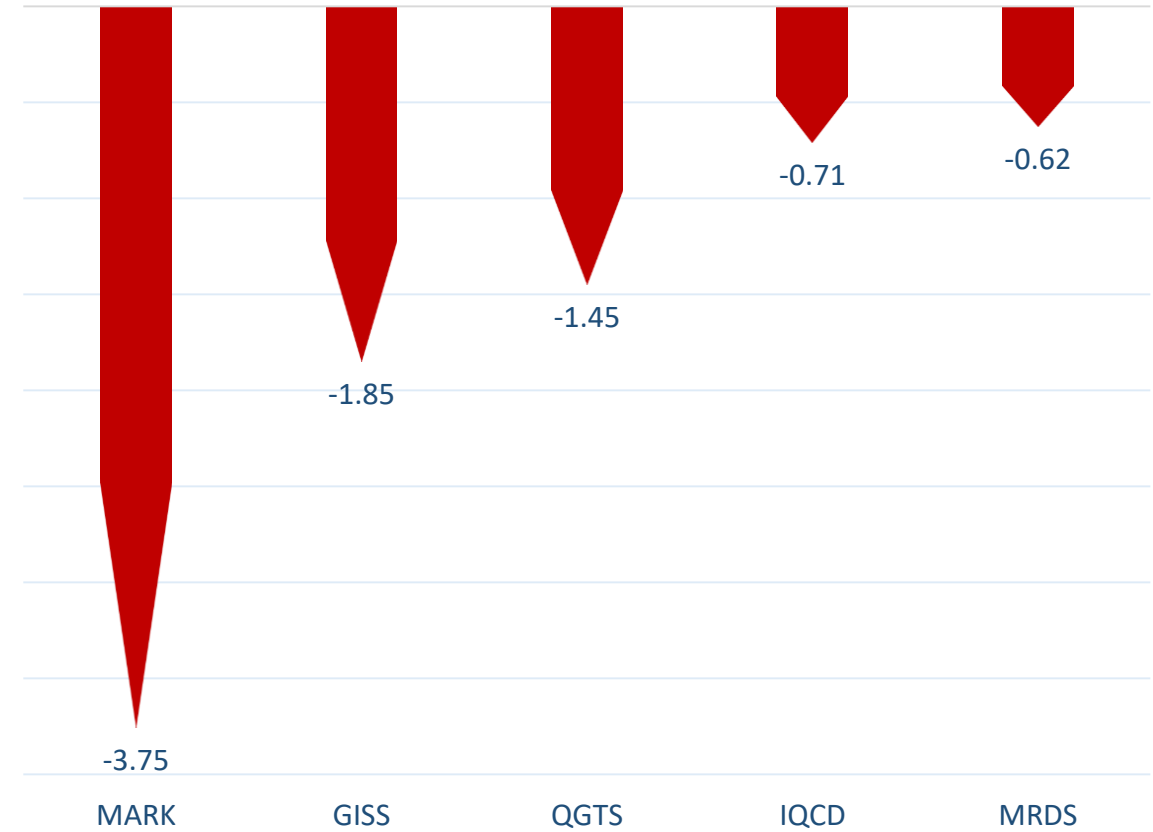
Nationality	Buy %	Sell %	Net
Qataris	66.41%	55.04%	11.37%
GCC	1.95%	11.80%	-9.85%
Arab	9.49%	9.74%	-0.25%
Foreigners	24.58%	21.95%	-1.28%

Top 5 Companies bought (net) by **Foreigners** in the last session



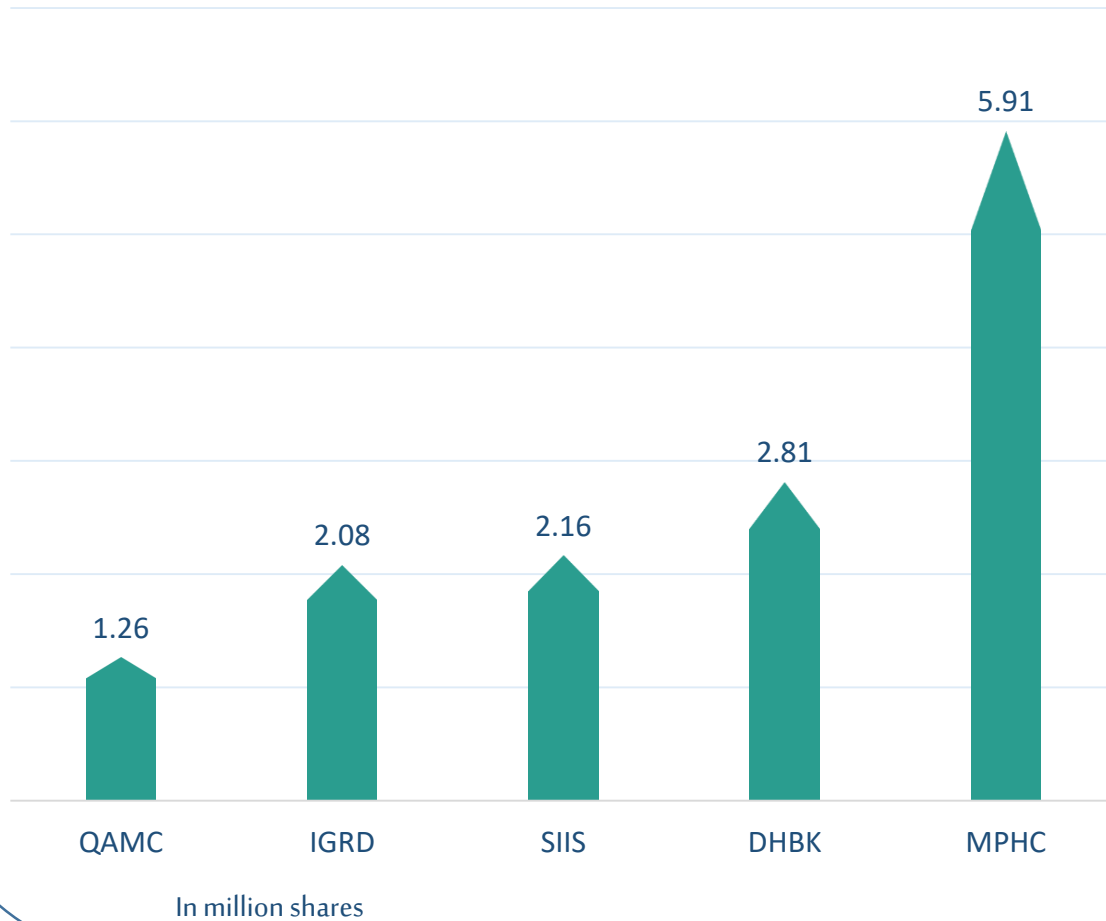
In million shares

Top 5 Companies sold (net) by **Foreigners** in the last session

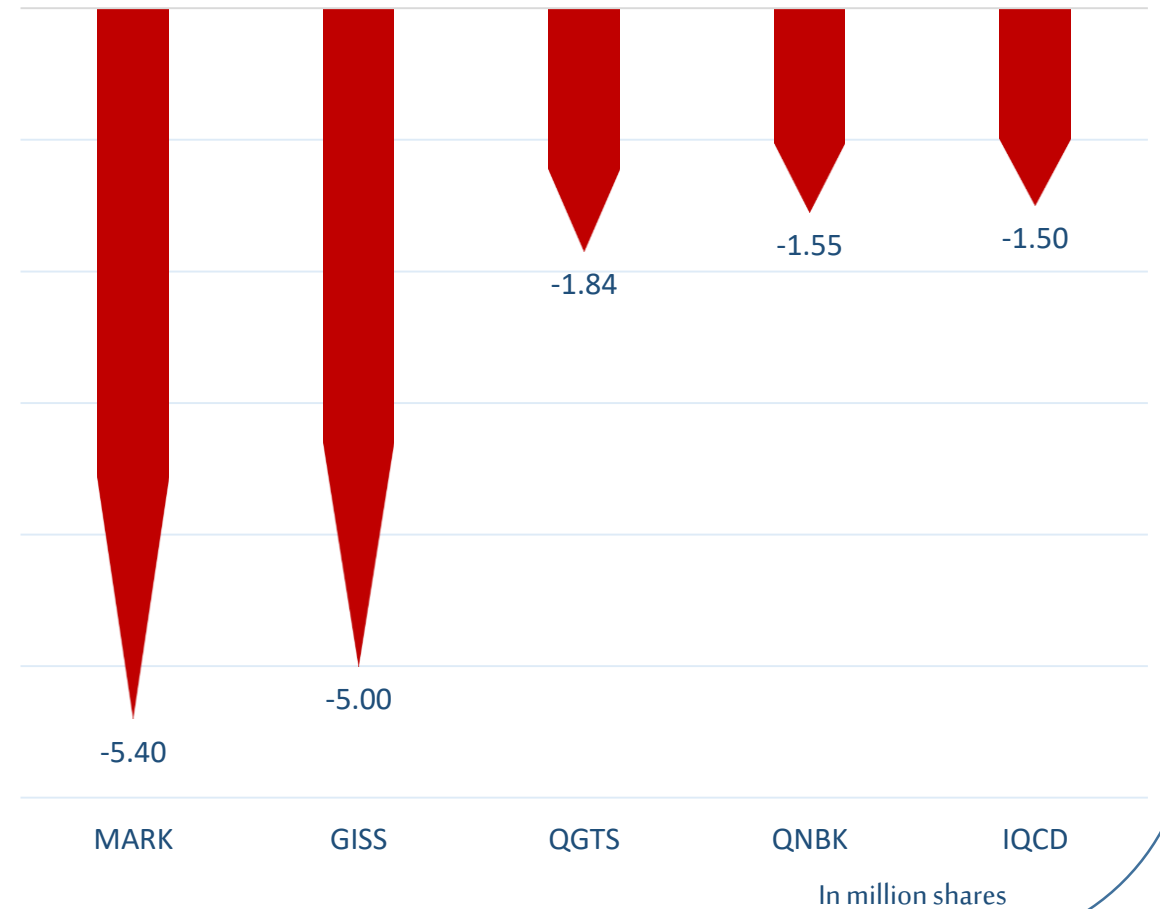


In million shares

Top 5 Companies bought (net) by **Foreigners** over the last 5 Sessions



Top 5 Companies sold (net) by **Foreigners** over the last 5 Sessions





The figures represent a change in the number of shares.

Daily Change: The net change between 6th and 5th of December trading sessions

Change for the last 5 sessions: The total daily net change for the last 5 sessions.

Change for the last 10 sessions: The total daily net change for the last 10 sessions.

Change for the last 20 sessions: The total daily net change for the last 20 sessions.

DISCLAIMER:

The information contained was obtained from various public sources believed to be reliable, but we do not guarantee its accuracy. Wasata Financial Securities makes no representations or warranties (express or implied) regarding the data and information provided and Wasata Financial Securities does not represent that the information content of this document is complete, or free from any error, not misleading, or fit for any particular purpose. This report document provides general information only. Neither the information nor any opinion expressed constitutes an offer or an invitation to make an offer, to buy or sell any securities or other investment products related to such securities or investments.

This report document contained is subject to change without prior notice. Wasata assumes no responsibility to update the information in this report document.



Prepared by Financial Advisory Department


وساطة
WASATA
للأوراق المالية
FINANCIAL SECURITIES

+974 44498880

ramzi.qasmieh@Wasata.qa