



Daily Report for Ownership Changes

7th of December 2023 Session

									7-Dec			
Company	Qatari				GCC				Foreigners			
	Daily Chg.	Last 5 Sessions Chg.	Last 10 Sessions Chg.	Last 20 Sessions Chg.	Daily Chg.	Last 5 Sessions Chg.	Last 10 Sessions Chg.	Last 20 Sessions Chg.	Daily Chg.	Last 5 Sessions Chg.	Last 10 Sessions Chg.	Last 20 Sessions Chg.
QNBK	-236,201	1,158,117	825,878	473,707	5,000	-5,000	4,324	78,412	231,201	-1,153,117	-830,202	-552,119
QIBK	762,987	973,422	202,865	-1,135,368	0	100	525	-23,108	-762,987	-973,522	-203,390	1,158,476
CBQK	-555,660	-374,525	480,990	-362,391	0	2,600	2,600	2,600	555,660	371,925	-483,590	359,791
DHBK	-624,015	-2,091,595	-8,644,272	-8,771,917	-18,700	-13,700	-42,621	-46,819	642,715	2,105,295	8,686,893	8,818,736
ABQK	0	0	0	0	0	0	0	0	0	0	0	0
QIJK	-11,974	-308,363	-1,503,338	-1,649,863	0	-1,140	-1,190	-50	11,974	309,503	1,504,528	1,649,913
MARK	831,093	7,052,981	14,144,285	44,687,010	-6,191	-51,775	-5,133,163	-5,332,898	-824,902	-7,001,206	-9,011,122	-39,354,112
DUBK	1,239,704	1,998,881	-807,464	-5,005,322	0	-95,123	-96,153	25,755	-1,239,704	-1,903,758	903,617	4,979,567
QFBQ	-354,756	415,965	210,286	-216,664	0	0	-201,278	-57,140	354,756	-415,965	-9,008	273,804
NLCS	-175,648	-27,809	-246,506	683,286	104,450	-94,138	64,173	-158,568	71,198	121,947	182,333	-524,718
DBIS	-77,776	85,254	157,002	-395,337	2,000	7,750	8,350	-144,381	75,776	-93,004	-165,352	539,718
QOIS	33,498	-119,796	55,688	261,043	0	0	-69,070	-69,172	-33,498	119,796	13,382	-191,871
IHGS	-46,125	-31,050	-7,542	-269,652	0	7,195	27,334	39,703	46,125	23,855	-19,792	229,949
ZHCD	0	3,484	8,501	35,106	0	0	0	10,414	0	-3,484	-8,501	-45,520
QGMD	-86,146	-321,996	-28,262	-955,300	44,886	-65,314	-118,338	-208,656	41,260	387,310	146,600	1,163,956
SIIS	170,976	-745,918	-2,790,302	-3,136,838	0	24,120	-54,679	217,077	-170,976	721,798	2,844,981	2,919,761
BLDN	273,369	1,270,077	847,568	2,466,442	-47,535	-100,738	-84,688	-184,574	-225,834	-1,169,339	-762,880	-2,281,868
MCGS	-25,654	-74,143	-1,025,443	-915,235	0	0	0	0	25,654	74,143	1,025,443	915,235
QCFS	0	0	0	24,833	0	0	0	0	0	0	0	-24,833
QFLS	-43,244	65,238	700,227	1,109,500	0	9	9	6,764	43,244	-65,247	-700,236	-1,116,264
WDAM	40,476	270,218	526,253	1,014,334	0	0	-19,812	-58,464	-40,476	-270,218	-506,441	-955,870
MCCS	47,354	267,263	499,121	659,240	0	0	1,000	1,000	-47,354	-267,263	-500,121	-660,240
MERS	-2,580	-26,468	-61,038	-30,441	0	0	278	2,326	2,580	26,468	60,760	28,115
MEZA	-158,354	-1,026,801	-1,953,353	-9,316,221	0	0	2,766	-17,974	158,354	1,026,801	1,950,587	9,334,195
QIMD	34,358	62,488	78,994	78,394	0	0	0	-310	-34,358	-62,488	-78,994	-78,084

									7-Dec			
Company	Qatari				GCC				Foreigners			
	Daily Chg.	Last 5 Sessions Chg.	Last 10 Sessions Chg.	Last 20 Sessions Chg.	Daily Chg.	Last 5 Sessions Chg.	Last 10 Sessions Chg.	Last 20 Sessions Chg.	Daily Chg.	Last 5 Sessions Chg.	Last 10 Sessions Chg.	Last 20 Sessions Chg.
QNCD	-4,223	356,214	406,186	524,362	0	0	0	26,782	4,223	-356,214	-406,186	-551,144
IQCD	1,762,092	3,146,290	4,548,718	3,196,636	1,992	17,292	45,693	45,643	-1,764,084	-3,163,582	-4,594,411	-3,242,279
QIGD	80,163	-482,526	-896,167	466,499	0	0	-2,831	-5,331	-80,163	482,526	898,998	-461,168
QEWS	-14,488	-39,424	245,452	-1,078,264	0	0	10,000	10,600	14,488	39,424	-255,452	1,067,664
AHCS	2,487	686,632	1,069,382	2,315,564	0	0	-60,000	-69,877	-2,487	-686,632	-1,009,382	-2,245,687
GISS	-632,399	3,192,352	3,819,791	6,972,718	0	105,950	123,950	243,865	632,399	-3,298,302	-3,943,741	-7,216,583
MPHC	-343,268	-2,635,324	-7,059,150	-10,791,062	0	-8,313	42,113	80,421	343,268	2,643,637	7,017,037	10,710,641
IGRD	105,983	-2,421,341	-1,964,988	-2,690,936	0	-36,743	2,762	-91,531	-105,983	2,458,084	1,962,226	2,782,467
QAMC	200,956	409,625	-435,992	-3,357,361	0	-46,142	-148,947	-68,781	-200,956	-363,483	584,939	3,426,142
QATI	127,355	216,512	363,264	133,774	20,000	0	19,750	-19,384	-147,355	-216,512	-383,014	-114,390
DOHI	3,956	1,632	139,375	183,444	0	0	0	-11,372	-3,956	-1,632	-139,375	-172,072
QGRI	0	1,000	-39,047	-29,170	0	0	0	0	0	-1,000	39,047	29,170
AKHI	-25,453	33,877	-172,470	216,548	0	16,241	16,241	26,577	25,453	-50,118	156,229	-243,125
QISI	0	19,197	63,446	42,968	0	0	0	0	0	-19,197	-63,446	-42,968
BEMA	0	17,863	2,986	-1,346	0	0	0	0	0	-17,863	-2,986	1,346
QLMI	10,000	265,464	3,929,319	4,834,742	0	0	0	0	-10,000	-265,464	-3,929,319	-4,834,742
UDCD	860,036	2,122,642	3,904,583	5,722,440	26,000	-30,088	-24,000	358,479	-886,036	-2,092,554	-3,880,583	-6,080,919
BRES	-859,025	-297,282	-3,324,615	-9,198,951	0	0	-26	-26	859,025	297,282	3,324,641	9,198,977
ERES	-1,264,225	-1,967,538	-2,344,285	195,515	-94,681	26,179	50,909	-35,587	1,358,906	1,941,359	2,293,376	-159,928
MRDS	396,516	1,207,339	1,015,036	-3,647,762	51,035	227,732	-676,778	444,293	-447,551	-1,435,071	-338,258	3,203,469
ORDS	-39,863	94,056	-446,001	-1,097,118	0	-5,289	-12,881	-37,554	39,863	-88,767	458,882	1,134,672
VFQS	-697,227	461,859	-1,097,178	-5,196,347	0	0	0	-7,075	697,227	-461,859	1,097,178	5,203,422
QNNS	-145,119	-33,454	-885,049	-2,553,187	0	1,545	1,020	-18,431	145,119	31,909	884,029	2,571,618
GWCS	49,208	-344,313	-288,980	-313,505	0	0	-96	679	-49,208	344,313	289,076	312,826
QGTS	934,371	3,005,631	5,243,623	14,667,668	4,817	66,027	160,298	183,150	-939,188	-3,071,658	-5,403,921	-14,850,818

Insider Traders for the last Week

Company	Average price within a week	Bought	Sold	Net
QGTS	3.301	867,404	111,180	756,224
MARK	2.424	230,000	0	230,000
QCFS	3.012	156,151	0	156,151
DUBK	3.877	70,500	0	70,500
IQCD	12.246	67,000	0	67,000
QNNS	9.540	50,000	0	50,000
SIIS	0.655	50,000	0	50,000
QNCD	3.738	42,897	0	42,897
VFQS	1.799	26,432	0	26,432
IGRD	2.050	44,599	40,000	4,599
ZHCD	13.534	1,000	0	1,000

Trading values by nationality for the last Week

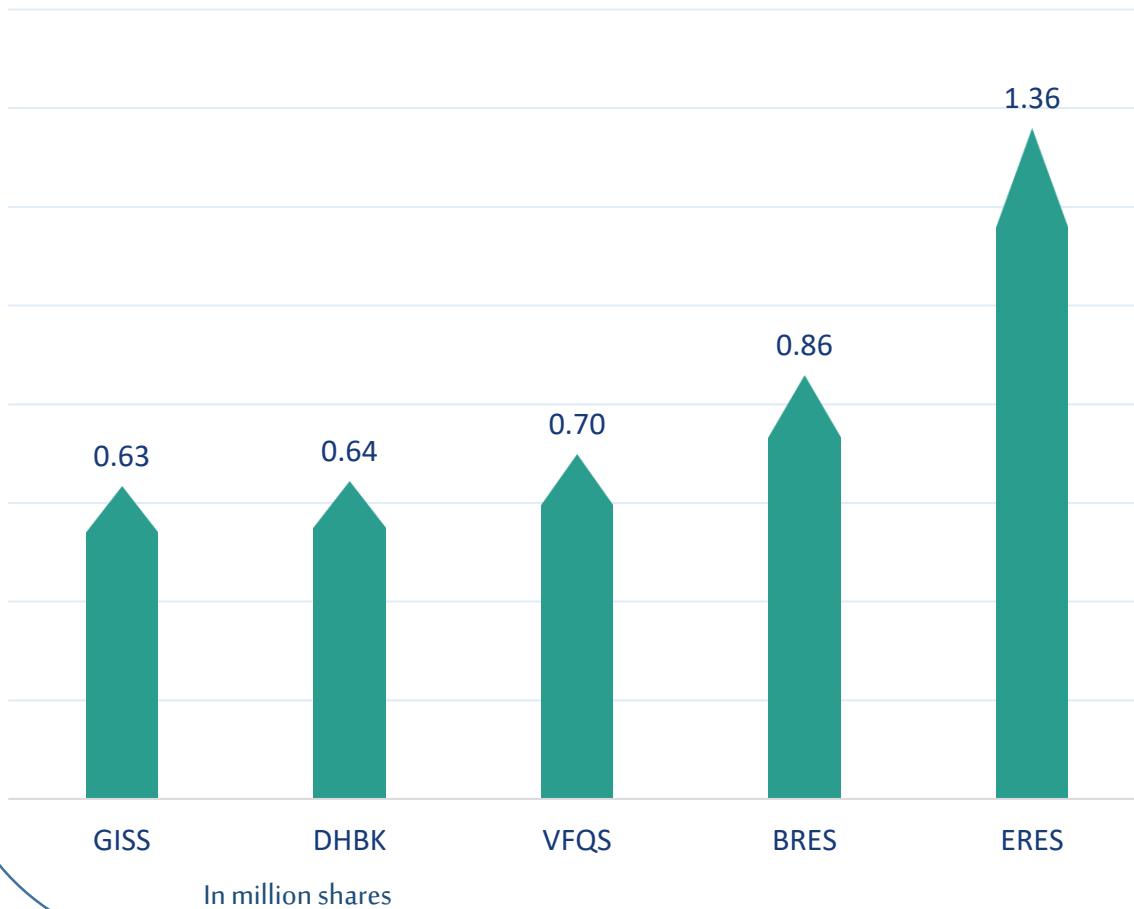
Nationality	Purchasing Value	Selling Value	Difference
Qataris	1,261.80	1,158.57	103.22
GCC	60.25	203.38	-143.13
Arab	179.23	179.58	-0.35
Foreigners	312.09	271.83	40.25
Total	1,813.37	1,813.37	0.00

In million QAR

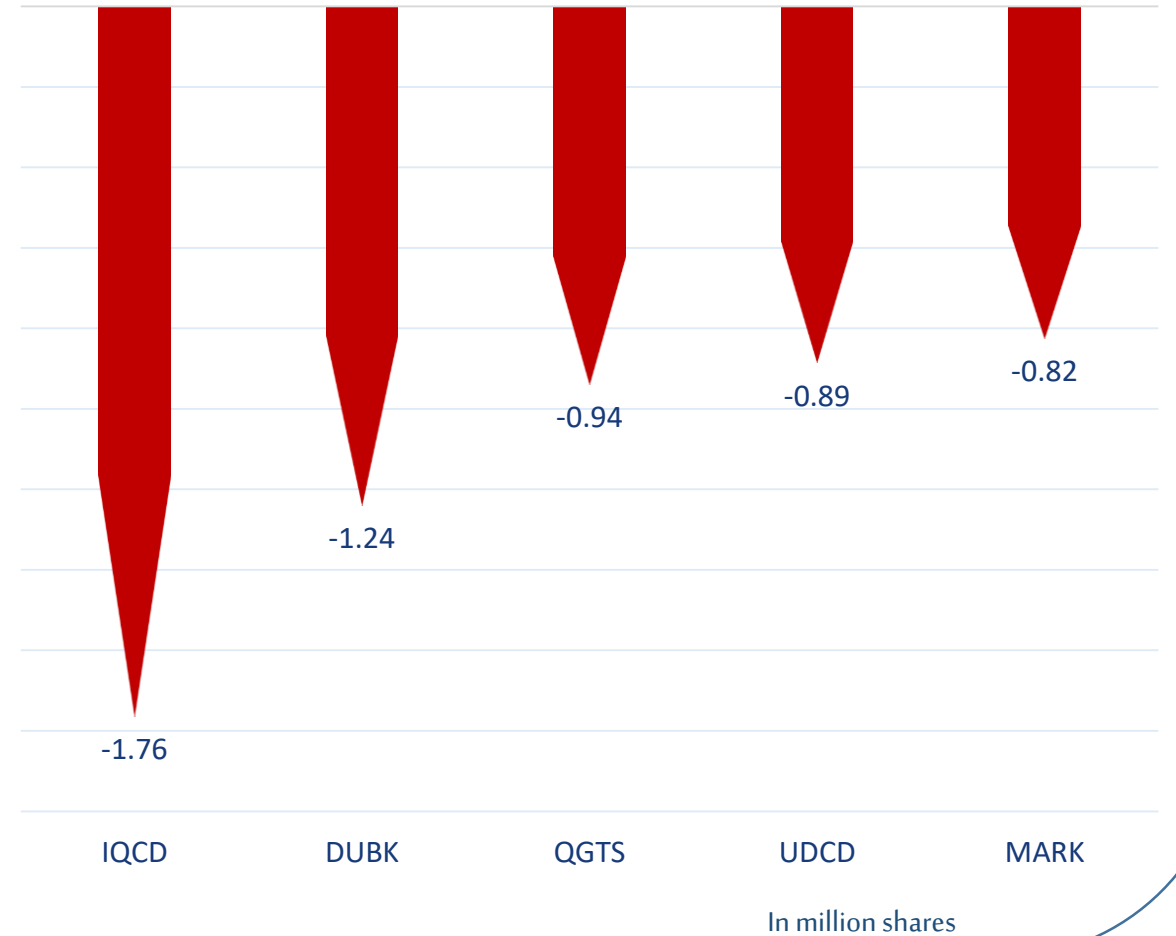
Trading by nationality for the last Week

Nationality	Buy %	Sell %	Net
Qataris	69.58%	63.89%	5.69%
GCC	3.32%	11.22%	-7.89%
Arab	9.88%	9.90%	-0.02%
Foreigners	24.58%	21.95%	2.22%

Top 5 Companies bought (net) by **Foreigners** in the last session



Top 5 Companies sold (net) by **Foreigners** in the last session

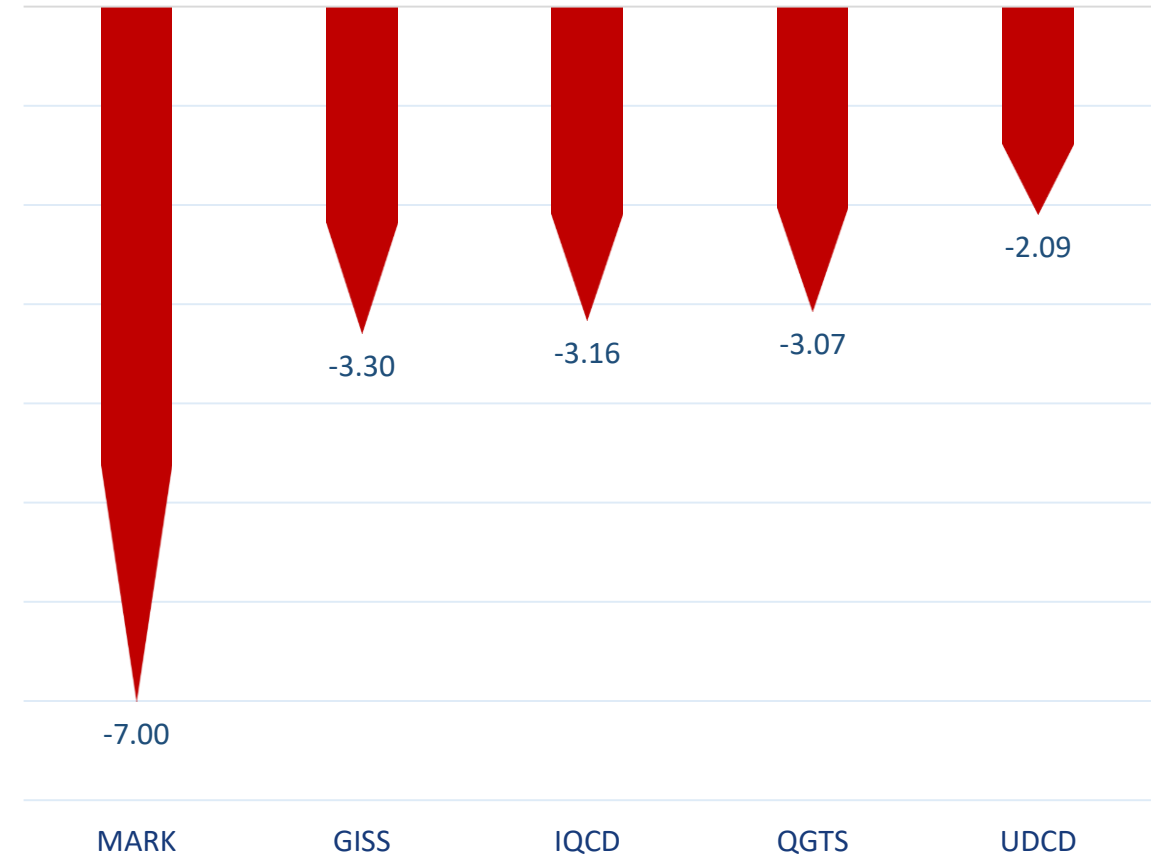


Top 5 Companies bought (net) by **Foreigners** over the last week



In million shares

Top 5 Companies sold (net) by **Foreigners** over the last week



In million shares



The figures represent a change in the number of shares.

Daily Change: The net change between 7th and 6th of December trading sessions

Change for the last 5 sessions: The total daily net change for the last 5 sessions.

Change for the last 10 sessions: The total daily net change for the last 10 sessions.

Change for the last 20 sessions: The total daily net change for the last 20 sessions.

DISCLAIMER:

The information contained was obtained from various public sources believed to be reliable, but we do not guarantee its accuracy. Wasata Financial Securities makes no representations or warranties (express or implied) regarding the data and information provided and Wasata Financial Securities does not represent that the information content of this document is complete, or free from any error, not misleading, or fit for any particular purpose. This report document provides general information only. Neither the information nor any opinion expressed constitutes an offer or an invitation to make an offer, to buy or sell any securities or other investment products related to such securities or investments.

This report document contained is subject to change without prior notice. Wasata assumes no responsibility to update the information in this report document.



Prepared by Financial Advisory Department


وساطة
WASATA
للأوراق المالية
FINANCIAL SECURITIES

+974 44498880

ramzi.qasmieh@Wasata.qa