



## Daily Report for Ownership Changes

30<sup>th</sup> of November 2023 Session

									30- Nov			
Company	Qatari				GCC				Foreigners			
	Daily Chg.	Last 5 Sessions Chg.	Last 10 Sessions Chg.	Last 20 Sessions Chg.	Daily Chg.	Last 5 Sessions Chg.	Last 10 Sessions Chg.	Last 20 Sessions Chg.	Daily Chg.	Last 5 Sessions Chg.	Last 10 Sessions Chg.	Last 20 Sessions Chg.
QNBK	164,266	-332,239	-138,303	-1,452,348	0	9,324	59,324	22,651	-164,266	322,915	78,979	1,429,697
QIBK	-1,027,716	-770,557	-1,262,938	-2,764,385	1,612	425	-462	-23,856	1,026,104	770,132	1,263,400	2,788,241
CBQK	817,919	855,515	677,980	110,567	0	0	0	241,171	-817,919	-855,515	-677,980	-351,738
DHBK	-1,345,628	-6,552,677	-5,520,876	-10,864,957	0	-28,921	-26,423	-72,970	1,345,628	6,581,598	5,547,299	10,937,927
ABQK	0	0	0	0	0	0	0	0	0	0	0	0
QIJK	-949,950	-1,194,975	-1,185,904	-2,332,856	0	-50	1,090	1,090	949,950	1,195,025	1,184,814	2,331,766
MARK	-764,844	7,091,304	19,740,304	33,664,699	-10,810	-5,081,388	-5,082,917	-5,351,837	775,654	-2,009,916	-14,657,387	-28,312,862
DUBK	-1,737,498	-2,806,345	-3,319,108	-7,067,725	-1,030	-1,030	95,993	120,207	1,738,528	2,807,375	3,223,115	6,947,518
QFBQ	191,804	-205,679	-1,439,998	-1,795,703	0	-201,278	-201,278	9,175	-191,804	406,957	1,641,276	1,786,528
NLCS	-334,740	-218,697	-1,065,507	4,465,608	8,715	158,311	-1,639	-4,430	326,025	60,386	1,067,146	-4,461,178
DBIS	-57,063	71,748	-331,252	-1,126,993	2,000	600	-97,239	-36,991	55,063	-72,348	428,491	1,163,984
QOIS	154,282	175,484	443,731	933,451	0	-69,070	-70,245	80,971	-154,282	-106,414	-373,486	-1,014,422
IHGS	54,032	23,508	-152,479	-169,048	0	20,139	32,508	32,508	-54,032	-43,647	119,971	136,540
ZHCD	1,852	5,017	34,501	32,174	0	0	5,414	10,414	-1,852	-5,017	-39,915	-42,588
QGMD	-160,569	293,734	-260,449	-110,387	45,000	-53,024	-92,834	-29,801	115,569	-240,710	353,283	140,188
SIIS	-1,265,456	-2,044,384	-5,114,015	1,034,078	-1,684	-78,799	31,191	33,492	1,267,140	2,123,183	5,082,824	-1,067,570
BLDN	-375,895	-422,509	-99,053	2,986,812	5,000	16,050	16,164	26,850	370,895	406,459	82,889	-3,013,662
MCGS	-103,856	-951,300	-773,980	-774,047	0	0	0	0	103,856	951,300	773,980	774,047
QCFS	0	0	0	24,833	0	0	0	0	0	0	0	-24,833
QFLS	9,348	634,989	989,780	1,945,388	0	0	6,755	-168,642	-9,348	-634,989	-996,535	-1,776,746
WDAM	-119,982	256,035	376,712	1,491,346	0	-19,812	4,971	-53,244	119,982	-236,223	-381,683	-1,438,102
MCCS	30,597	231,858	174,824	525,536	0	1,000	1,000	1,561	-30,597	-232,858	-175,824	-527,097
MERS	-20,895	-34,570	5,786	-20,423	0	278	2,326	6,118	20,895	34,292	-8,112	14,305
MEZA	-218,163	-926,552	-2,790,906	-9,562,199	0	2,766	-36,396	-25,861	218,163	923,786	2,827,302	9,588,060
QIMD	-10,090	16,506	15,906	-103,371	0	0	0	-310	10,090	-16,506	-15,906	103,681

									30-Nov			
اسم الشركة	القطريين				دول مجلس التعاون				الأجانب			
	التغير اليومي	التغير لآخر 5 جلسات	التغير لآخر 10 جلسات	التغير لآخر 20 جلسة	التغير اليومي	التغير لآخر 5 جلسات	التغير لآخر 10 جلسات	التغير لآخر 20 جلسة	التغير اليومي	التغير لآخر 5 جلسات	التغير لآخر 10 جلسات	التغير لآخر 20 جلسة
QNCD	-102,284	49,972	75,232	173,936	0	0	-2,670	26,782	102,284	-49,972	-72,562	-200,718
IQCD	100,917	1,402,428	1,636,263	-469,838	0	28,401	28,401	27,455	-100,917	-1,430,829	-1,664,664	442,383
QIGD	-95,982	-413,641	173,611	611,127	0	-2,831	-5,331	118,218	95,982	416,472	-168,280	-729,345
QEWS	287,467	284,876	186,806	-1,128,245	2,132	10,000	10,000	10,600	-289,599	-294,876	-196,806	1,117,645
AHCS	19,279	382,750	844,153	1,530,845	0	-60,000	-129,877	-69,877	-19,279	-322,750	-714,276	-1,460,968
GISS	1,060,834	627,439	3,192,498	3,535,602	7,300	18,000	35,000	38,207	-1,068,134	-645,439	-3,227,498	-3,573,809
MPHC	-3,659,274	-4,423,826	-5,415,552	-10,648,493	49,000	50,426	52,896	96,922	3,610,274	4,373,400	5,362,656	10,551,571
IGRD	487,665	456,353	-1,296,290	-309,469	0	39,505	-54,656	270,432	-487,665	-495,858	1,350,946	39,037
QAMC	-1,449,260	-845,617	-1,782,570	-1,197,580	28,440	-102,805	-56,572	-66,314	1,420,820	948,422	1,839,142	1,263,894
QATI	-164,464	146,752	-7,956	347,520	15,000	19,750	-23,704	-15,303	149,464	-166,502	31,660	-332,217
DOHI	0	137,743	244,042	187,351	0	0	-11,372	-11,372	0	-137,743	-232,670	-175,979
QGRI	-11,017	-40,047	-40,047	-28,385	0	0	0	0	11,017	40,047	40,047	28,385
AKHI	-22,814	-206,347	-872,347	-365,423	0	0	23,960	28,900	22,814	206,347	848,387	336,523
QISI	5,938	44,249	29,431	11,253	0	0	0	0	-5,938	-44,249	-29,431	-11,253
BEMA	-1,000	-14,877	-16,519	-19,244	0	0	0	0	1,000	14,877	16,519	19,244
QLMI	0	3,663,855	3,677,900	5,191,442	0	0	0	12,000	0	-3,663,855	-3,677,900	-5,203,442
UDCD	-47,199	1,781,941	2,978,979	2,580,747	6,088	6,088	78,588	398,567	41,111	-1,788,029	-3,057,567	-2,979,314
BRES	-1,726,337	-3,027,333	-4,028,256	-13,559,374	0	-26	-26	-17,786	1,726,337	3,027,359	4,028,282	13,577,160
ERES	-102,012	-376,747	110,508	696,467	0	24,730	5,297	-266,087	102,012	352,017	-115,805	-430,380
ORDS	-400,544	-540,057	-742,163	-1,564,175	0	-7,592	-32,361	-32,265	400,544	547,649	774,524	1,596,440
VFQS	-211,722	-1,559,037	-2,728,540	-6,134,128	0	0	-7,075	-335,024	211,722	1,559,037	2,735,615	6,469,152
QNNS	-289,696	-851,595	-2,456,282	-2,724,554	-525	-525	-42,721	-17,702	290,221	852,120	2,499,003	2,742,256
GWCS	145,206	55,333	37,747	73,344	0	-96	679	679	-145,206	-55,237	-38,426	-74,023
QGTS	-287,513	2,237,992	7,404,960	13,397,054	0	94,271	150,623	148,016	287,513	-2,332,263	-7,555,583	-13,545,070

## Insider Traders for the last Week

Company	Average price within a week	Bought	Sold	Net
MARK	2.509	2,297,800	876,268	1,421,532
QNNS	9.771	480,058	30,000	450,058
QCFS	3.020	142,613	0	142,613
VFQS	1.810	100,000	0	100,000
IQCD	12.640	31,000	0	31,000
QGTS	3.242	12,000	0	12,000
ZHCD	13.140	1,492	0	1,492
DOHI	1.653	0	18,676	-18,676
SIIS	0.664	0	118,000	-118,000
MCGS	5.505	0	364,000	-364,000
FALH	0.814	0	4,500,000	-4,500,000

## Trading values by nationality for the last Week

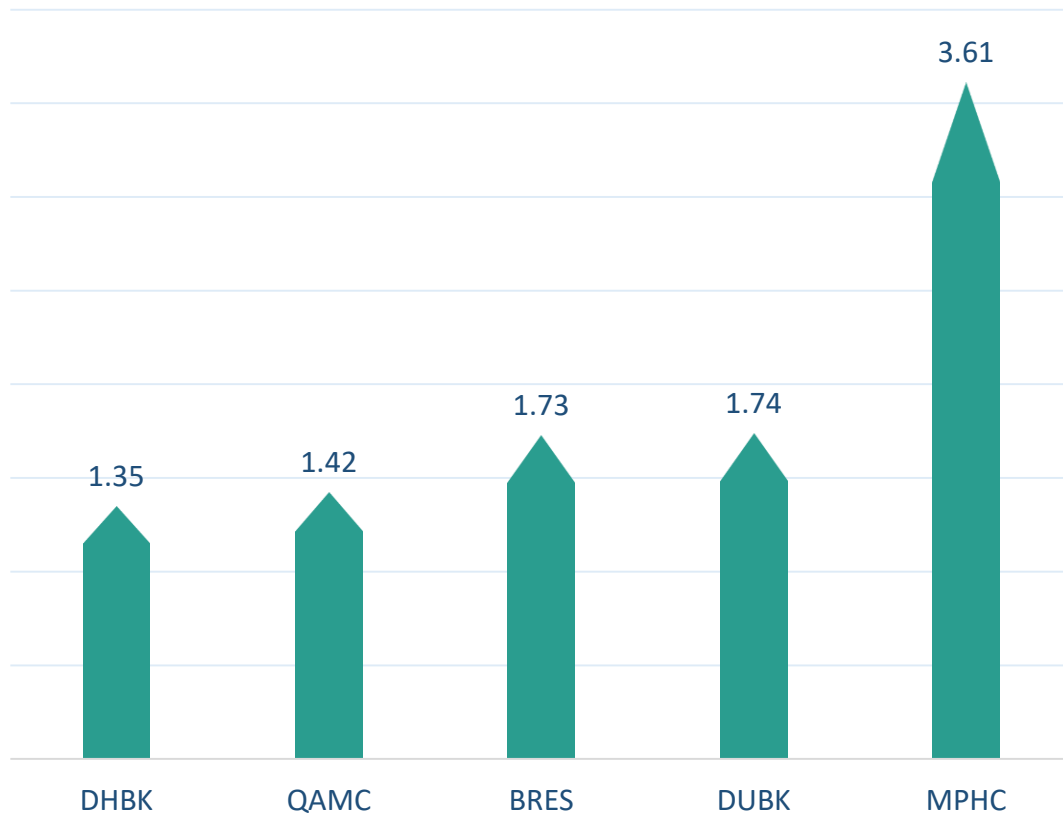
Nationality	Purchasing Value	Selling Value	Difference
Qataris	1,232.00	1,250.28	-18.28
GCC	58.64	127.30	-68.67
Arab	171.95	167.77	4.19
Foreigners	910.72	827.96	82.75
Total	2,373.31	2,373.31	0.00

In million QAR

## Trading by nationality for the last Week

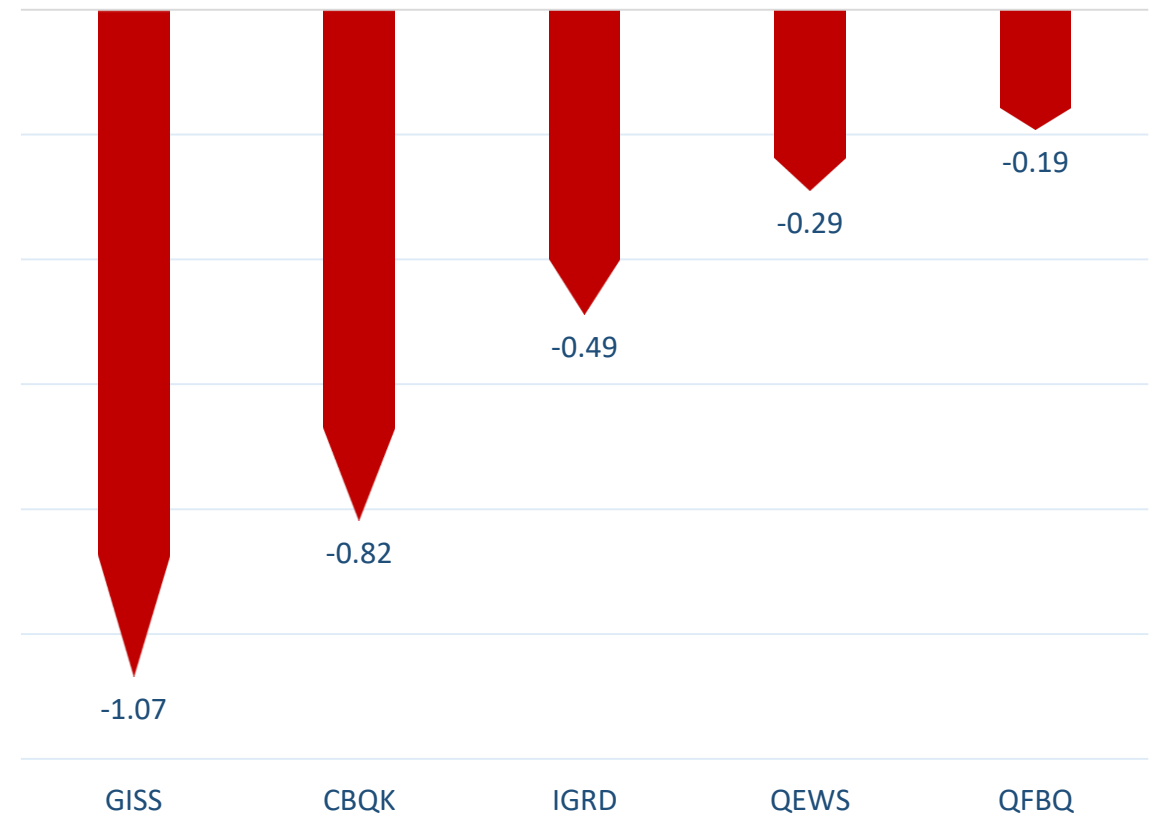
Nationality	Buy %	Sell %	Net
Qataris	51.91%	52.68%	-0.77%
GCC	2.47%	5.36%	-2.89%
Arab	7.25%	7.07%	0.18%
Foreigners	24.58%	21.95%	3.49%

### Top 5 Companies bought (net) by **Foreigners** in the last session



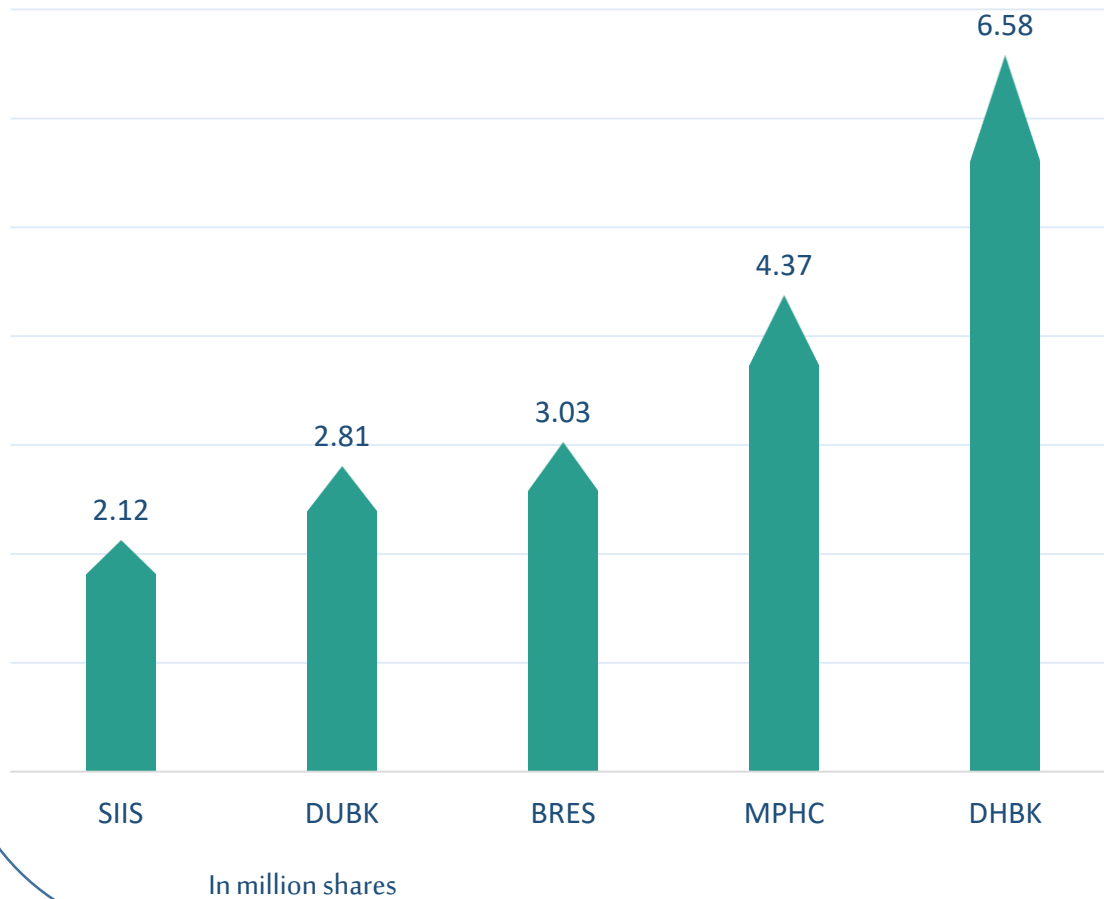
In million shares

### Top 5 Companies sold (net) by **Foreigners** in the last session

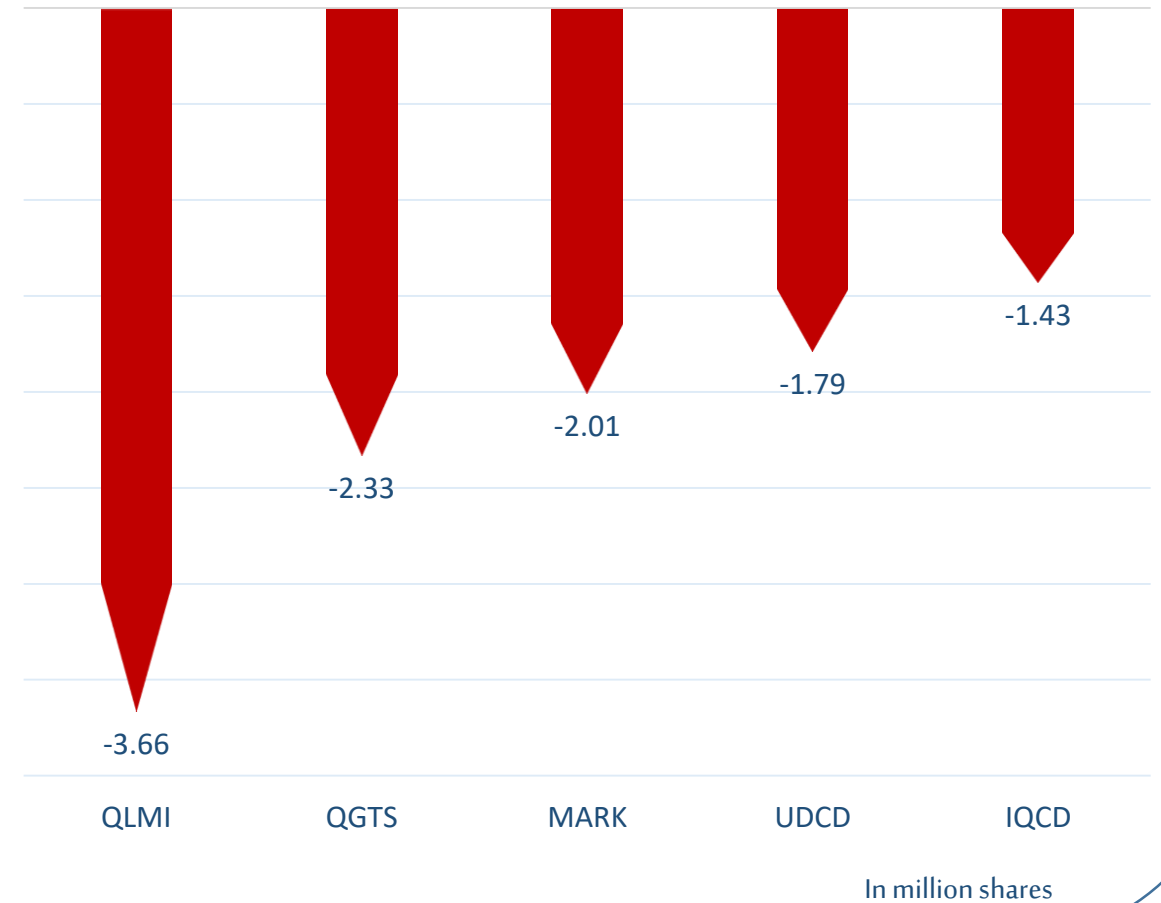


In million shares

Top 5 Companies bought (net) by **Foreigners** over the last week



Top 5 Companies sold (net) by **Foreigners** over the last week







The figures represent a change in the number of shares.

Daily Change: The net change between 30<sup>th</sup> and 29<sup>th</sup> of November trading sessions

Change for the last 5 sessions: The total daily net change for the last 5 sessions.

Change for the last 10 sessions: The total daily net change for the last 10 sessions.

Change for the last 20 sessions: The total daily net change for the last 20 sessions.

## **DISCLAIMER:**

The information contained was obtained from various public sources believed to be reliable, but we do not guarantee its accuracy. Wasata Financial Securities makes no representations or warranties (express or implied) regarding the data and information provided and Wasata Financial Securities does not represent that the information content of this document is complete, or free from any error, not misleading, or fit for any particular purpose. This report document provides general information only. Neither the information nor any opinion expressed constitutes an offer or an invitation to make an offer, to buy or sell any securities or other investment products related to such securities or investments.

This report document contained is subject to change without prior notice. Wasata assumes no responsibility to update the information in this report document.



Prepared by Financial Advisory Department

  
وساطة  
WASATA  
للأوراق المالية  
FINANCIAL SECURITIES

+974 44498880

[ramzi.qasmieh@Wasata.qa](mailto:ramzi.qasmieh@Wasata.qa)