



Daily Report for Ownership Changes

10th of January 2024 Session

									10-Jan			
Company	Qatari				GCC				Foreigners			
	Daily Chg.	Last 5 Sessions Chg.	Last 10 Sessions Chg.	Last 20 Sessions Chg.	Daily Chg.	Last 5 Sessions Chg.	Last 10 Sessions Chg.	Last 20 Sessions Chg.	Daily Chg.	Last 5 Sessions Chg.	Last 10 Sessions Chg.	Last 20 Sessions Chg.
QNBK	153,039	250,889	7,705,061	18,480,364	0	9,150	-494,452	-174,140	-153,039	-260,039	-7,210,609	-18,306,224
QIBK	-71,677	510,876	2,260,543	-2,411,425	0	-19,066	-9,931	-95,444	71,677	-491,810	-2,250,612	2,506,869
CBQK	202,536	1,460,691	-1,994,409	-4,009,521	0	200,000	160,984	64,409	-202,536	-1,660,691	1,833,425	3,945,112
DHBK	-184,328	-1,547,734	-683,309	-1,604,644	0	-21,000	-50,000	-34,906	184,328	1,568,734	733,309	1,639,550
ABQK	-1,261	4,391	4,480	-1,120	0	0	0	0	1,261	-4,391	-4,480	1,120
QIIK	2,479	-240,182	-515,345	-1,292,898	-2,000	-18,000	-7,203	-23,110	-479	258,182	522,548	1,316,008
MARK	-271,141	1,815,766	1,544,672	25,244,931	-24,790	-111,202	-48,366	42,101	295,931	-1,704,564	-1,496,306	-25,287,032
DUBK	-12,247	-226,045	-1,042,363	-4,882,611	-40	-40	-40	192,963	12,287	226,085	1,042,403	4,689,648
QFBQ	-623,286	-1,385,834	1,302,408	-1,730,655	0	40,379	-326,772	-285,627	623,286	1,345,455	-975,636	2,016,282
NLCS	-110,533	497,587	4,676,747	2,516,881	0	-25,689	-438,474	-213,199	110,533	-471,898	-4,238,273	-2,303,682
DBIS	91,696	244,749	12,450	-231,616	-2,500	-64,033	-72,813	-73,258	-89,196	-180,716	60,363	304,874
QOIS	44,448	369,778	375,932	937,248	0	-6,000	109,363	-120,628	-44,448	-363,778	-485,295	-816,620
IHGS	4,755	-27,730	-76,920	196,524	0	-14,000	-29,100	-39,703	-4,755	41,730	106,020	-156,821
ZHCD	-3,260	-4,842	-4,916	-4,966	0	0	0	0	3,260	4,842	4,916	4,966
QGMD	170,468	-7,696	-413,484	-1,583,446	17,904	32,502	-13,722	33,121	-188,372	-24,806	427,206	1,550,325
SIS	-227,200	-779,997	-1,290,725	-743,578	0	102,551	-19,639	522,642	227,200	677,446	1,310,364	220,936
BLDN	121,523	-1,368,492	-1,459,566	-1,948,631	250	250	-89,750	-44,243	-121,773	1,368,242	1,549,316	1,992,874
MCGS	71,316	527,204	818,535	791,289	0	40,720	29,406	40,720	-71,316	-567,924	-847,941	-832,009
QCFS	0	0	770	-6,590	0	0	0	0	0	0	-770	6,590
QFLS	-132,430	66,317	779,890	1,260,231	0	-640	-162,239	-160,980	132,430	-65,677	-617,651	-1,099,251
WDAM	-11,728	305,113	344,194	68,707	0	-6,000	-9,677	-5,945	11,728	-299,113	-334,517	-62,762
MCCS	-10,741	81,631	466,965	859,858	0	0	0	-10,250	10,741	-81,631	-466,965	-849,608
MERS	199,156	360,443	367,813	401,915	269	-3,500	5,269	5,262	-199,425	-356,943	-373,082	-407,177
MEZA	-64,888	-137,984	-1,093,466	-2,260,435	0	0	-7,785	-5,968	64,888	137,984	1,101,251	2,266,403
QIMD	-32,952	-83,215	-378,955	-425,134	0	0	0	0	32,952	83,215	378,955	425,134

Company	10-Jan											
	Qatari				GCC				Foreigners			
	Daily Chg.	Last 5 Sessions Chg.	Last 10 Sessions Chg.	Last 20 Sessions Chg.	Daily Chg.	Last 5 Sessions Chg.	Last 10 Sessions Chg.	Last 20 Sessions Chg.	Daily Chg.	Last 5 Sessions Chg.	Last 10 Sessions Chg.	Last 20 Sessions Chg.
QNCD	-44,246	-70,388	15,120	289,022	0	-2,012	147,988	129,153	44,246	72,400	-163,108	-418,175
IQCD	75,132	819,289	1,130,487	-396,541	3,331	9,901	70,361	140,931	-78,463	-829,190	-1,200,848	255,610
QIGD	5,607	-676,789	-998,300	-932,562	298	60,298	60,298	60,298	-5,905	616,491	938,002	872,264
QEWS	-108,263	-20,018	-1,024,790	-1,550,926	0	7,540	6,540	73,500	108,263	12,478	1,018,250	1,477,426
AHCS	-31,611	3,549,170	4,452,471	4,280,443	0	0	-11,500	-11,500	31,611	-3,549,170	-4,440,971	-4,268,943
GISS	-1,780,283	-2,528,025	-3,140,291	-399,675	1,877	-8,223	3,379	-245,612	1,778,406	2,536,248	3,136,912	645,287
MPHC	-1,121,409	-8,434,090	-35,665,503	-35,526,461	40,078	-35,924	-346,367	-332,432	1,081,331	8,470,014	36,011,870	35,858,893
IGRD	2,261,763	1,844,843	1,909,552	3,153,900	0	48,935	74,135	-425,865	-2,261,763	-1,893,778	-1,983,687	-2,728,035
QAMC	12,092,779	18,312,505	8,255,524	-17,502,093	24,314	48,688	-54,463	-1,473,923	-12,117,093	-18,361,193	-8,201,061	18,976,016
QATI	412	-170,187	7,472,296	9,266,041	0	11,000	3,000	11,505	-412	159,187	-7,475,296	-9,277,546
DOHI	0	-116,173	-175,983	-233,754	0	189,419	189,419	187,575	0	-73,246	-13,436	46,179
QGRI	0	268,244	195,094	247,668	0	-389,293	-564,323	-614,323	0	121,049	369,229	366,655
AKHI	-21,513	-323,067	-204,804	-192,994	0	37,685	-22,826	5,006	21,513	285,382	227,630	187,988
QISI	1,627	179	75,056	58,333	0	0	0	0	-1,627	-179	-75,056	-58,333
BEMA	0	14,047	17,815	15,745	0	0	0	0	0	-14,047	-17,815	-15,745
QLMI	0	242,116	960,951	2,271,423	0	0	0	61,000	0	-242,116	-960,951	-2,332,423
UDCD	-378,225	616,345	1,732,729	4,174,118	-61,638	-213,567	-90,100	31,836	439,863	-402,778	-1,642,629	-4,205,954
BRES	117,250	418,284	-3,992,598	-6,328,479	540	540	540	8,210	-117,790	-418,824	3,992,058	6,320,269
ERES	-1,071,163	-3,958,333	-2,445,585	-1,769,135	31,746	172,551	146,130	472,159	1,039,417	3,785,782	2,299,455	1,296,976
MRDS	-732,530	-950,488	-2,924,000	-5,129,766	593	291,864	538,288	392,392	731,937	658,624	2,385,712	4,737,374
ORDS	152,553	1,046,637	1,785,928	2,821,375	-773	90,000	-12,063	-317,870	-151,780	-1,136,637	-1,773,865	-2,503,505
VFQS	-120,483	1,112,455	5,350,216	4,461,387	125	73,571	-537,135	-513,916	120,358	-1,186,026	-4,813,081	-3,947,471
QNNS	-1,305,090	-3,759,635	-4,167,818	-12,558,168	0	-3,000	-6,008	1,080	1,305,090	3,762,635	4,173,826	12,557,088
GWCS	-170,013	-1,731,071	-2,640,315	-2,766,078	0	-300	15,000	15,000	170,013	1,731,371	2,625,315	2,751,078
QGTS	-1,476,319	-2,282,636	-12,647,994	-6,628,176	-12,014	235,686	255,765	-671,860	1,488,333	2,046,950	12,392,229	7,300,036

Trading values by nationality for the last Session

Nationality	Purchasing Value	Selling Value	Difference
Qataris	236.35	241.76	-5.41
GCC	23.32	24.59	-1.27
Arab	38.40	30.42	7.98
Foreigners	81.80	83.10	-1.30
Total	379.87	379.87	0.00

In million QAR

Trading by nationality for the last Session

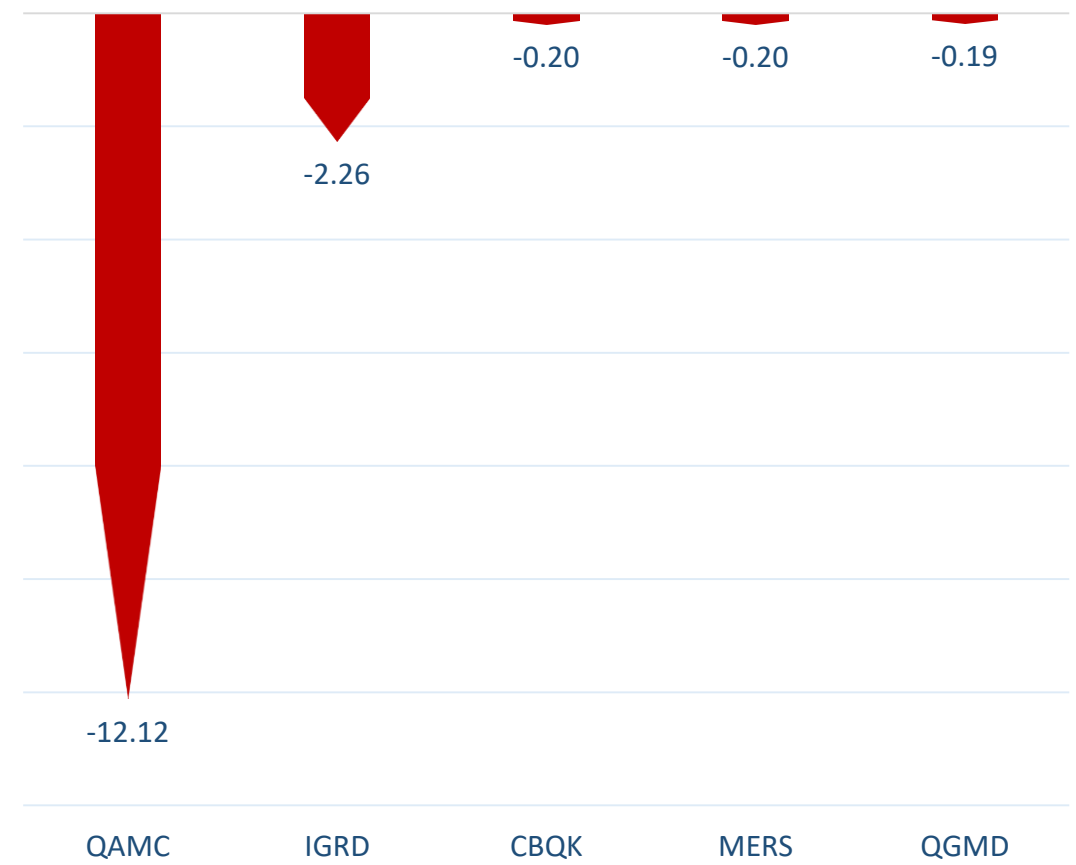
Nationality	Buy %	Sell %	Net
Qataris	62.22%	63.64%	-1.42%
GCC	6.14%	6.48%	-0.34%
Arab	10.11%	8.01%	2.10%
Foreigners	24.58%	21.95%	-0.34%

Top 5 Companies bought (net) by **Foreigners** in the last session



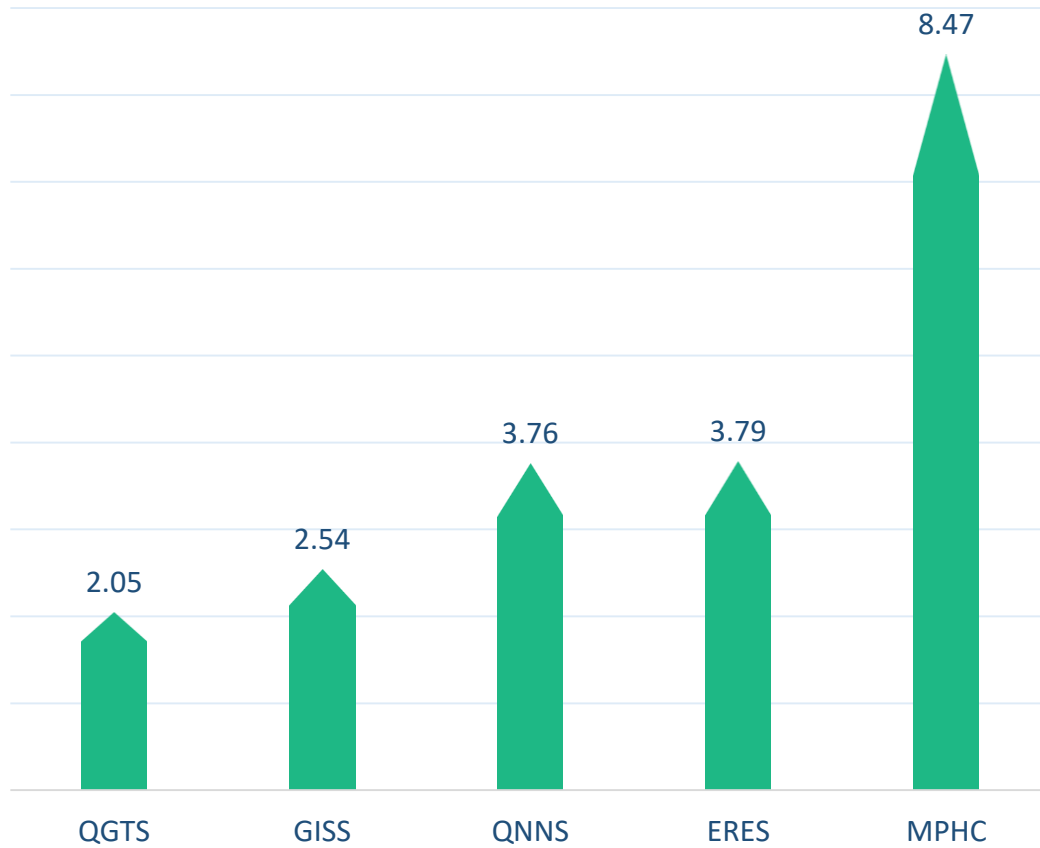
In million shares

Top 5 Companies sold (net) by **Foreigners** in the last session



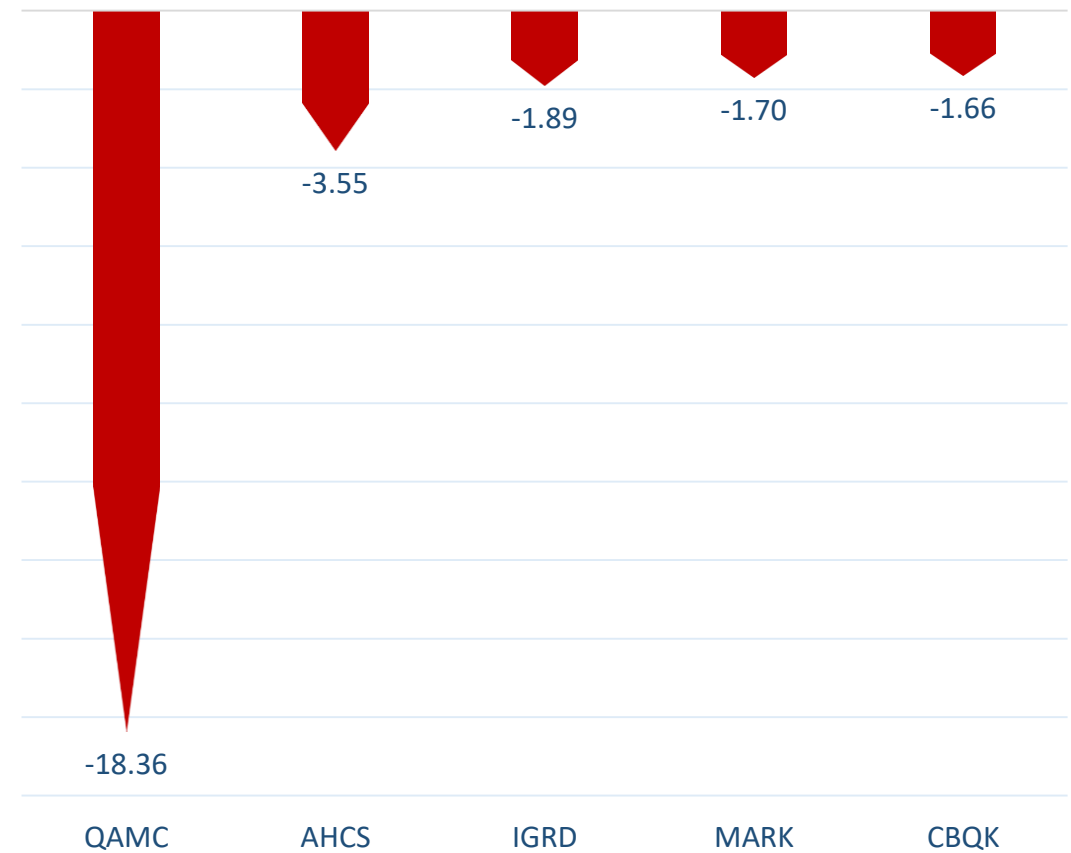
In million shares

Top 5 Companies bought (net) by **Foreigners** over the last week



In million shares

Top 5 Companies sold (net) by **Foreigners** over the last week



In million shares



The figures represent a change in the number of shares.

Daily Change: The net change between 10th and 9th of January trading sessions

Change for the last 5 sessions: The total daily net change for the last 5 sessions.


Change for the last 10 sessions: The total daily net change for the last 10 sessions.

Change for the last 20 sessions: The total daily net change for the last 20 sessions.

DISCLAIMER:

The information contained was obtained from various public sources believed to be reliable, but we do not guarantee its accuracy. Wasata Financial Securities makes no representations or warranties (express or implied) regarding the data and information provided and Wasata Financial Securities does not represent that the information content of this document is complete, or free from any error, not misleading, or fit for any particular purpose. This report document provides general information only. Neither the information nor any opinion expressed constitutes an offer or an invitation to make an offer, to buy or sell any securities or other investment products related to such securities or investments.

This report document contained is subject to change without prior notice. Wasata assumes no responsibility to update the information in this report document.



Prepared by Financial Advisory Department


وساطة
WASATA
للأوراق المالية
FINANCIAL SECURITIES

+974 44498880

ramzi.qasmieh@Wasata.qa