



## Daily Report for Ownership Changes

17<sup>th</sup> of January 2024 Session

									17-Jan			
Company	Qatari				GCC				Foreigners			
	Daily Chg.	Last 5 Sessions Chg.	Last 10 Sessions Chg.	Last 20 Sessions Chg.	Daily Chg.	Last 5 Sessions Chg.	Last 10 Sessions Chg.	Last 20 Sessions Chg.	Daily Chg.	Last 5 Sessions Chg.	Last 10 Sessions Chg.	Last 20 Sessions Chg.
QNBK	-60,874	-8,527,154	-8,276,265	7,957,509	54,864	19,500	28,650	-475,352	6,010	8,507,654	8,247,615	-7,482,157
QIBK	496,026	-6,034,887	-5,524,011	-5,175,658	-20,314	61,636	42,570	17,005	-475,712	5,973,251	5,481,441	5,158,653
CBQK	73,094	-15,112,438	-13,651,747	-17,615,908	13,000	35,000	235,000	99,409	-86,094	15,077,438	13,416,747	17,516,499
DHBK	440,286	517,040	-1,030,694	736,448	555	555	-20,445	-34,351	-440,841	-517,595	1,051,139	-702,097
ABQK	-2,326	-3,134	1,257	1,346	0	0	0	0	2,326	3,134	-1,257	-1,346
QIHK	-27,865	-133,598	-373,780	-880,194	-8,556	-65,751	-83,751	-88,861	36,421	199,349	457,531	969,055
MARK	690,871	440,964	2,256,730	1,343,692	-2,428	-1,396,054	-1,507,256	-1,217,140	-688,443	955,090	-749,474	-126,552
DUBK	-577,459	-1,437,277	-1,663,322	-3,128,197	0	4,300	4,260	192,862	577,459	1,432,977	1,659,062	2,935,335
QFBQ	156,172	1,375,340	-10,494	1,165,641	0	-391,378	-350,999	-716,927	-156,172	-983,962	361,493	-448,714
NLCS	127,472	427,937	925,524	4,039,328	-51,830	-96,349	-122,038	-481,051	-75,642	-331,588	-803,486	-3,558,277
DBIS	-78,318	594,433	839,182	353,373	0	23,820	-40,213	-71,419	78,318	-618,253	-798,969	-281,954
QOIS	-45,994	726,603	1,096,381	1,442,070	0	0	-6,000	-105,383	45,994	-726,603	-1,090,381	-1,336,687
IHGS	-51,774	-162,046	-189,776	-282,794	0	5,000	-9,000	5,000	51,774	157,046	198,776	277,794
ZHCD	-1,120	-538	-5,380	-5,504	-1,900	-1,900	-1,900	-1,900	3,020	2,438	7,280	7,404
QGMD	-1,088,042	-1,458,468	-1,466,164	-2,482,784	55,261	22,920	55,422	3,659	1,032,781	1,435,548	1,410,742	2,479,125
SIIS	-75,512	1,165,518	385,521	-210,857	-71,837	-218,494	-115,943	268,953	147,349	-947,024	-269,578	-58,096
BLDN	-130,999	-90,571	-1,459,063	-1,557,576	5,921	95,921	96,171	6,171	125,078	-5,350	1,362,892	1,551,405
MCGS	137,042	803,519	1,330,723	1,658,157	0	38,858	79,578	79,578	-137,042	-842,377	-1,410,301	-1,737,735
QCFS	0	0	0	-6,590	0	0	0	0	0	0	0	6,590
QFLS	55,118	186,129	252,446	1,039,927	0	207	-433	-160,782	-55,118	-186,336	-252,013	-879,145
WDAM	25,600	346,182	651,295	501,549	0	0	-6,000	-5,945	-25,600	-346,182	-645,295	-495,604
MCCS	4,804	130,373	212,004	555,347	0	0	0	-10,250	-4,804	-130,373	-212,004	-545,097
MERS	37,441	36,223	396,666	429,712	0	-4,750	-8,250	512	-37,441	-31,473	-388,416	-430,224
MEZA	-6,637	137,720	-264	-1,867,078	0	0	0	-12,968	6,637	-137,720	264	1,880,046
QIMD	-16,300	-95,694	-178,909	-474,649	0	0	0	0	16,300	95,694	178,909	474,649

									17-Jan			
Company	Qatari				GCC				Foreigners			
	Daily Chg.	Last 5 Sessions Chg.	Last 10 Sessions Chg.	Last 20 Sessions Chg.	Daily Chg.	Last 5 Sessions Chg.	Last 10 Sessions Chg.	Last 20 Sessions Chg.	Daily Chg.	Last 5 Sessions Chg.	Last 10 Sessions Chg.	Last 20 Sessions Chg.
QNCD	88,597	-177,961	-248,349	-147,456	1,531	1,531	-481	150,144	-90,128	176,430	248,830	-2,688
IQCD	1,262,746	-7,803,489	-6,984,200	-5,405,776	9,053	10,365	20,266	149,551	-1,271,799	7,793,124	6,963,934	5,256,225
QIGD	-162,391	-340,746	-1,017,535	-1,607,769	0	-60,000	298	298	162,391	400,746	1,017,237	1,607,471
QEWS	56,189	-2,670,555	-2,690,573	-3,879,768	0	0	7,540	35,790	-56,189	2,670,555	2,683,033	3,843,978
AHCS	-269,372	-117,741	3,431,429	4,277,965	0	-30,000	-30,000	-41,500	269,372	147,741	-3,401,429	-4,236,465
GISS	593,142	-1,811,161	-4,339,186	-3,698,038	0	-231,203	-239,426	-459,426	-593,142	2,042,364	4,578,612	4,157,464
MPHC	-1,474,534	-1,061,444	-9,495,534	-36,601,502	-3,078	13,016	-22,908	-317,716	1,477,612	1,048,428	9,518,442	36,919,218
IGRD	-421,406	-184,553	1,660,290	1,981,186	0	-48,500	435	16,007	421,406	233,053	-1,660,725	-1,997,193
QAMC	447,264	2,595,237	20,907,742	-2,632,402	-72,425	-74,821	-26,133	-349,865	-374,839	-2,520,416	-20,881,609	2,982,267
QATI	12,267	-9,892,370	-10,062,557	-1,972,206	56,189	116,358	127,358	128,108	-68,456	9,776,012	9,935,199	1,844,098
DOHI	-4,060	24,152	-92,021	-79,398	2,030	-30,389	159,030	159,030	2,030	6,237	-67,009	-79,632
QGRI	0	34,271	302,515	233,204	0	-98,396	-487,689	-662,719	0	64,125	185,174	429,515
AKHI	60,538	2,059	-321,008	-301,579	0	0	37,685	49,747	-60,538	-2,059	283,323	251,832
QISI	-32,960	-65,311	-65,132	18,764	0	0	0	0	32,960	65,311	65,132	-18,764
BEMA	-550	-550	13,497	19,153	0	0	0	0	550	550	-13,497	-19,153
QLMI	-1,250	25,286	267,402	1,545,459	0	100,600	100,600	100,600	1,250	-125,886	-368,002	-1,646,059
UDCD	639,924	-11,905,989	-11,289,644	-9,734,437	226,903	66,903	-146,664	179,812	-866,827	11,839,086	11,436,308	9,554,625
BRES	148,239	-388,372	29,912	-5,428,719	0	-255	285	7,955	-148,239	388,627	-30,197	5,420,764
ERES	563,358	29,600	-3,928,733	-982,707	-70,836	-95,000	77,551	133,130	-492,522	65,400	3,851,182	849,577
MRDS	-685,824	-646,847	-1,597,335	-3,834,164	-409,000	-442,843	-150,979	-29,214	1,094,824	1,089,690	1,748,314	3,863,378
ORDS	-128,783	-5,285,896	-4,239,259	-2,387,439	0	-273,877	-183,877	-441,560	128,783	5,559,773	4,423,136	2,828,999
VFQS	-276,810	-1,956,476	-844,021	3,373,320	-20,000	-20,000	53,571	-547,916	296,810	1,976,476	790,450	-2,825,404
QNNS	123,546	-6,413,736	-10,173,371	-11,096,575	0	0	-3,000	-1,618	-123,546	6,413,736	10,176,371	11,098,193
GWCS	-122,820	-193,009	-1,924,080	-2,982,019	0	0	-300	-5,000	122,820	193,009	1,924,380	2,987,019
QGTS	1,016,918	-35,228	-2,317,864	-18,126,918	333	-439,682	-203,996	-362,816	-1,017,251	474,910	2,521,860	18,489,734

## Trading values by nationality for the last Session

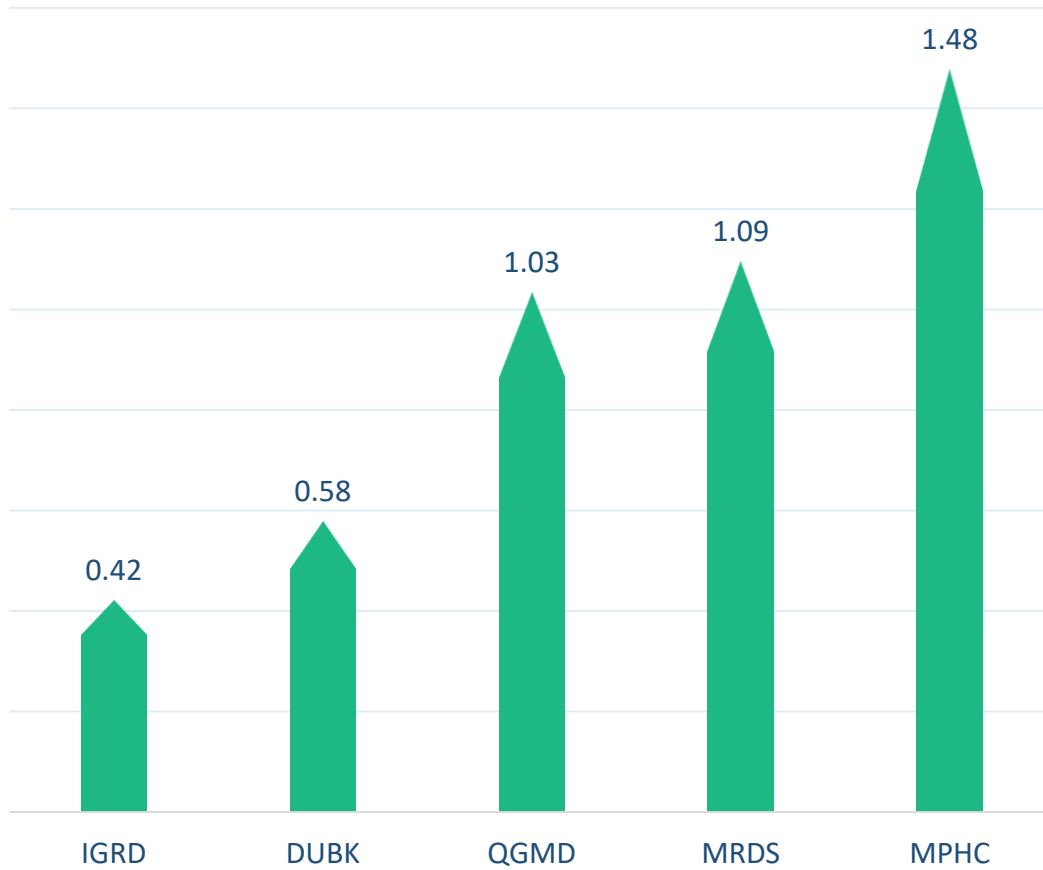
Nationality	Purchasing Value	Selling Value	Difference
Qataris	273.01	244.45	28.55
GCC	7.03	16.93	-9.90
Arab	35.35	26.70	8.65
Foreigners	159.99	187.29	-27.30
Total	475.37	475.37	0.00

In million QAR

## Trading by nationality for the last Session

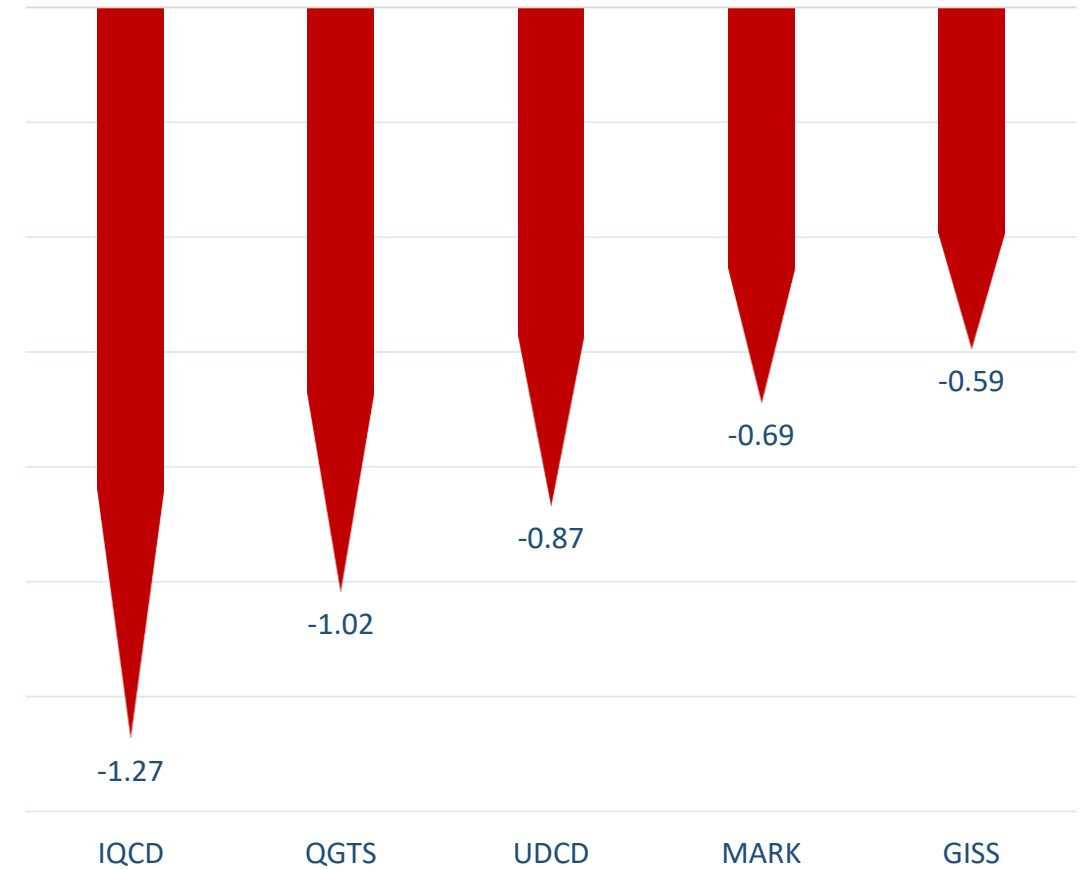
Nationality	Buy %	Sell %	Net
Qataris	57.43%	51.42%	6.01%
GCC	1.48%	3.56%	-2.08%
Arab	7.44%	5.62%	1.82%
Foreigners	24.58%	21.95%	-5.74%

Top 5 Companies bought (net) by **Foreigners** in the last session



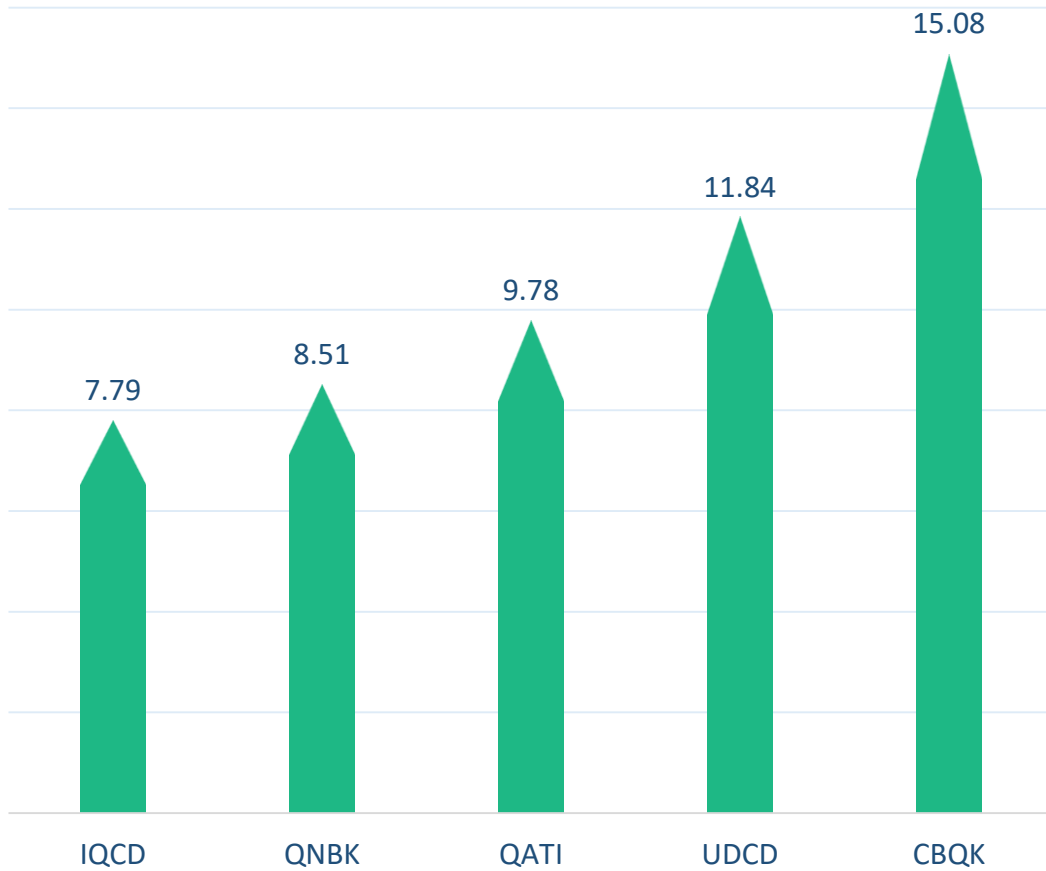
In million shares

Top 5 Companies sold (net) by **Foreigners** in the last session



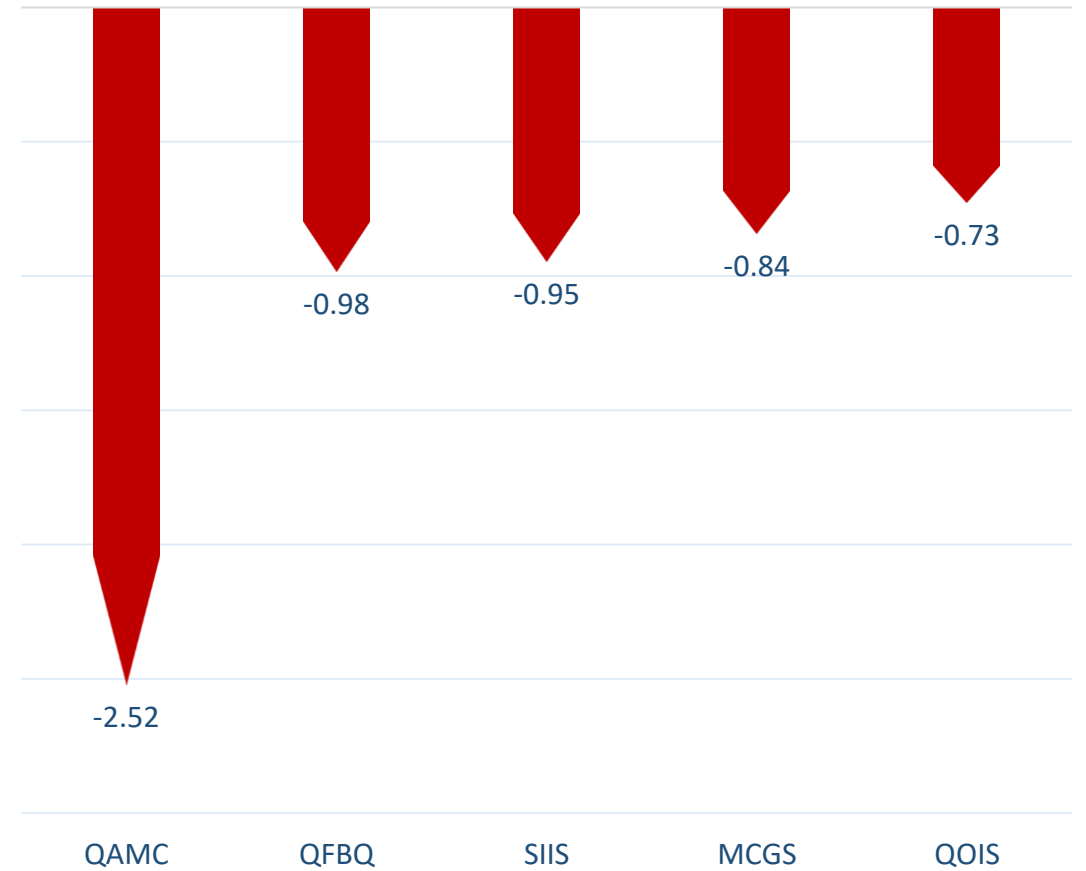
In million shares

Top 5 Companies bought (net) by **Foreigners** over the last 5 Sessions



In million shares

Top 5 Companies sold (net) by **Foreigners** over the last 5 Sessions



In million shares



The figures represent a change in the number of shares.

Daily Change: The net change between 17<sup>th</sup> and 16<sup>th</sup> of January trading sessions

Change for the last 5 sessions: The total daily net change for the last 5 sessions.

Change for the last 10 sessions: The total daily net change for the last 10 sessions.

Change for the last 20 sessions: The total daily net change for the last 20 sessions.

## **DISCLAIMER:**

The information contained was obtained from various public sources believed to be reliable, but we do not guarantee its accuracy. Wasata Financial Securities makes no representations or warranties (express or implied) regarding the data and information provided and Wasata Financial Securities does not represent that the information content of this document is complete, or free from any error, not misleading, or fit for any particular purpose. This report document provides general information only. Neither the information nor any opinion expressed constitutes an offer or an invitation to make an offer, to buy or sell any securities or other investment products related to such securities or investments.

This report document contained is subject to change without prior notice. Wasata assumes no responsibility to update the information in this report document.



Prepared by Financial Advisory Department



+974 44498880

ramzi.qasmieh@Wasata.qa