



Daily Report for Ownership Changes

18th of January 2024 Session

									18-Jan			
Company	Qatari				GCC				Foreigners			
	Daily Chg.	Last 5 Sessions Chg.	Last 10 Sessions Chg.	Last 20 Sessions Chg.	Daily Chg.	Last 5 Sessions Chg.	Last 10 Sessions Chg.	Last 20 Sessions Chg.	Daily Chg.	Last 5 Sessions Chg.	Last 10 Sessions Chg.	Last 20 Sessions Chg.
QNBK	-180,944	-9,466,771	-8,324,179	7,440,301	3,500	23,000	27,500	-471,852	177,444	9,443,771	8,296,679	-6,968,449
QIBK	134,513	-6,220,287	-5,584,078	-4,999,614	-1,500	62,136	40,826	17,705	-133,013	6,158,151	5,543,252	4,981,909
CBQK	457,515	-14,873,824	-13,287,871	-16,813,860	-6,567	28,433	228,433	92,842	-450,948	14,845,391	13,059,438	16,721,018
DHBK	957,619	1,431,667	653,679	1,445,747	1,143	1,698	1,698	-48,302	-958,762	-1,433,365	-655,377	-1,397,445
ABQK	-6,782	-7,947	-10,577	-5,436	0	-914	0	0	6,782	8,861	10,577	5,436
QIIK	109,473	25,548	-209,950	-676,933	-1,000	-65,751	-74,751	-74,861	-108,473	40,203	284,701	751,794
MARK	2,247,405	3,026,237	3,453,199	3,366,767	10,775	-166,922	-1,529,305	-1,118,853	-2,258,180	-2,859,315	-1,923,894	-2,247,914
DUBK	-259,668	-1,810,466	-2,049,302	-3,458,114	6,068	10,368	10,328	198,930	253,600	1,800,098	2,038,974	3,259,184
QFBQ	-181,777	632,373	745,819	1,081,628	-21,000	-409,700	-396,542	-737,927	202,777	-222,673	-349,277	-343,701
NLCS	695,001	850,609	2,081,157	4,404,576	40,964	-65,965	-81,074	-440,087	-735,965	-784,644	-2,000,083	-3,964,489
DBIS	-18,223	649,273	815,806	744,307	0	22,820	461	-80,763	18,223	-672,093	-816,267	-663,544
QOIS	212,751	774,437	1,265,119	1,881,108	0	0	0	-105,383	-212,751	-774,437	-1,265,119	-1,775,725
IHGS	1,255	-131,530	-276,785	-277,470	0	5,000	5,000	5,000	-1,255	126,530	271,785	272,470
ZHCD	2,967	156	-2,313	-2,537	0	-1,900	-1,900	-1,900	-2,967	1,744	4,213	4,437
QGMD	95,910	-1,637,567	-1,370,220	-2,249,020	0	55,290	44,810	-62,970	-95,910	1,582,277	1,325,410	2,311,990
SIIS	227,253	436,111	-1,055,403	-574,835	-77,536	-194,151	194,812	171,514	-149,717	-241,960	860,591	403,321
BLDN	264,477	662,413	-790,411	-1,303,816	-4,810	91,111	91,361	1,361	-259,667	-753,524	699,050	1,302,455
MCGS	-4,079	599,376	1,278,830	1,642,474	0	26,200	79,578	79,578	4,079	-625,576	-1,358,408	-1,722,052
QCFS	0	0	0	-6,590	0	0	0	0	0	0	0	6,590
QFLS	1,249,182	1,439,952	1,483,982	2,266,082	1,000	1,207	567	-161,032	-1,250,182	-1,441,159	-1,484,549	-2,105,050
WDAM	-6,332	367,624	614,487	588,963	0	0	-6,000	-9,677	6,332	-367,624	-608,487	-579,286
MCCS	11,841	49,733	258,807	627,531	0	0	0	-10,250	-11,841	-49,733	-258,807	-617,281
MERS	11,646	42,034	361,663	440,439	0	250	519	512	-11,646	-42,284	-362,182	-440,951
MEZA	16,383	122,550	27,941	-1,779,874	0	0	0	-12,968	-16,383	-122,550	-27,941	1,792,842
QIMD	-12,500	-98,194	-218,964	-487,149	0	0	0	0	12,500	98,194	218,964	487,149

									18-Jan			
Company	Qatari				GCC				Foreigners			
	Daily Chg.	Last 5 Sessions Chg.	Last 10 Sessions Chg.	Last 20 Sessions Chg.	Daily Chg.	Last 5 Sessions Chg.	Last 10 Sessions Chg.	Last 20 Sessions Chg.	Daily Chg.	Last 5 Sessions Chg.	Last 10 Sessions Chg.	Last 20 Sessions Chg.
IQCD	3,901,697	-4,223,519	-3,258,032	-2,405,136	6,300	15,353	27,526	152,026	-3,907,997	4,208,166	3,230,506	2,253,110
QIGD	-173,777	-540,028	-1,065,078	-1,621,517	24,347	-35,653	24,645	24,645	149,430	575,681	1,040,433	1,596,872
QEWS	267,816	-2,481,172	-2,385,757	-3,681,935	0	0	7,540	30,540	-267,816	2,481,172	2,378,217	3,651,395
AHCS	14,372	-128,852	3,282,462	4,291,937	0	-30,000	-30,000	-41,500	-14,372	158,852	-3,252,462	-4,250,437
GISS	-2,570,902	-4,504,427	-6,203,218	-6,605,675	36,400	-194,803	-193,026	-321,425	2,534,502	4,699,230	6,396,244	6,927,100
MPHC	-3,992,336	-2,888,517	-8,464,160	-42,000,600	98,167	122,845	-13,046	-212,014	3,894,169	2,765,672	8,477,206	42,212,614
IGRD	-55,721	-601,244	1,750,264	1,702,069	0	-44,431	-50,000	25,635	55,721	645,675	-1,700,264	-1,727,704
QAMC	89,499	2,127,286	20,951,486	-368,583	-50,900	-125,525	-77,033	-436,741	-38,599	-2,001,761	-20,874,453	805,324
QATI	-178,075	-10,007,169	-10,229,411	-2,242,082	298,391	414,749	414,749	417,749	-120,316	9,592,420	9,814,662	1,824,333
DOHI	-80	18,072	-86,852	-53,478	38,515	8,126	119,449	197,545	-38,435	-26,198	-32,597	-144,067
QGRI	0	34,271	302,515	233,204	0	-98,396	-487,689	-662,719	0	64,125	185,174	429,515
AKHI	-105,919	-79,133	-379,643	-294,199	0	0	20,000	39,747	105,919	79,133	359,643	254,452
QISI	6,496	-66,564	-54,947	16,796	0	0	0	0	-6,496	66,564	54,947	-16,796
BEMA	-41,633	-42,183	-28,136	-24,368	0	0	0	0	41,633	42,183	28,136	24,368
QLMI	17,000	-31,714	191,402	1,106,508	0	100,600	100,600	100,600	-17,000	-68,886	-292,002	-1,207,108
UDCD	677,278	-12,033,155	-11,455,032	-9,614,571	150,000	216,903	116,903	126,803	-827,278	11,816,252	11,338,129	9,487,768
BRES	-197,068	-580,227	-222,143	-5,620,001	0	-255	285	7,955	197,068	580,482	221,858	5,612,046
ERES	394,758	1,320,919	-2,612,646	-14,763	62,875	-160,479	-171,968	-235,880	-457,633	-1,160,440	2,784,614	250,643
MRDS	340,318	1,159,405	121,554	-4,487,738	133,093	-241,262	-9,378	102,768	-473,411	-918,143	-112,176	4,384,970
ORDS	-808,643	-6,727,066	-5,246,732	-3,883,145	10,009	-264,603	-223,868	-425,931	798,634	6,991,669	5,470,600	4,309,076
VFQS	-339,886	-1,833,308	-2,621,893	3,230,070	-11,000	-31,000	42,571	-568,135	350,886	1,864,308	2,579,322	-2,661,935
QNNS	-383,414	-4,662,888	-10,662,491	-11,113,098	0	0	0	-5,368	383,414	4,662,888	10,662,491	11,118,466
GWCS	90,677	-128,521	-766,036	-2,916,503	0	0	-300	15,000	-90,677	128,521	766,336	2,901,503
QGTS	99,497	1,006,028	-2,836,603	-14,307,149	-207,926	-650,329	-411,922	-561,183	108,429	-355,699	3,248,525	14,868,332

Insider Traders for the last Week

Company	Bought	Sold	Net
QGTS	1,530,996	0	1,530,996
MARK	382,941	0	382,941
BRES	260,904	0	260,904
IQCD	213,650	29,956	183,694
BLDN	8,450	0	8,450
ZHCD	8,087	0	8,087
MPHC	1,840	0	1,840
QNCD	0	0	0
QNNS	0	15,006	-15,006
QEWS	0	24,359	-24,359
DOHI	0	50,000	-50,000
MHAR	0	100,000	-100,000

Trading values by nationality for the last Week

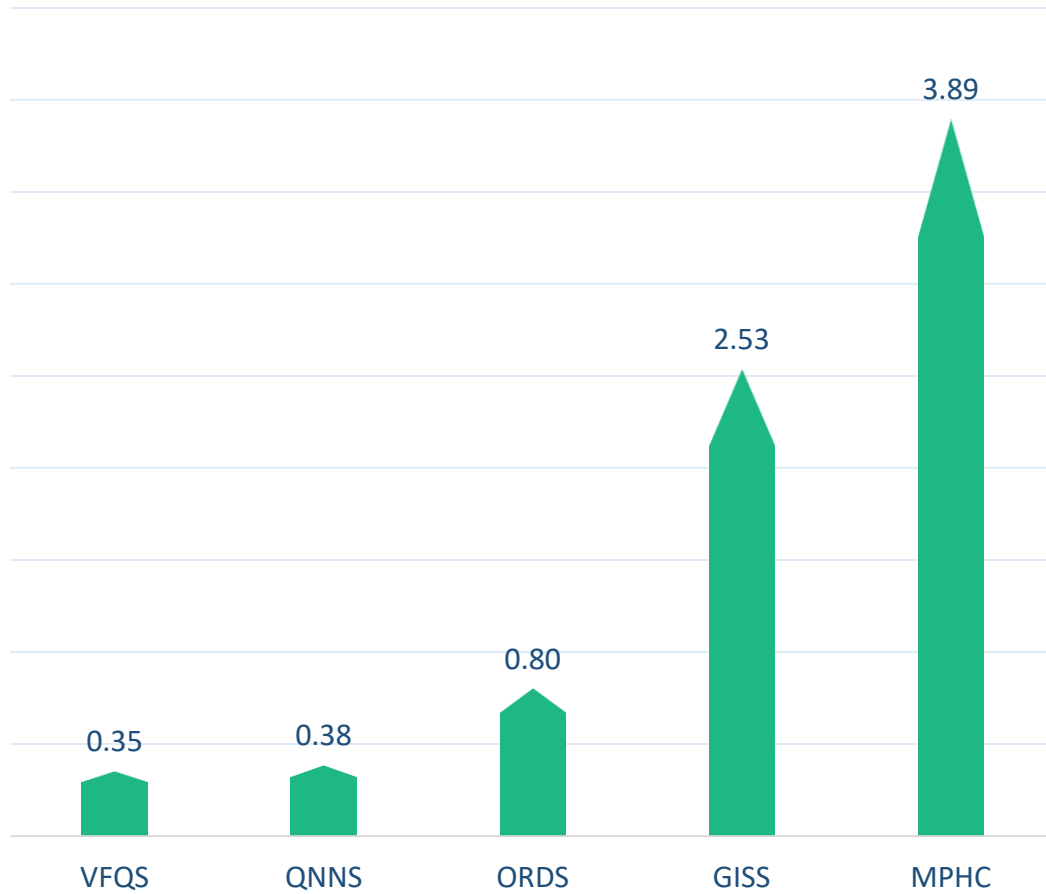
Nationality	Purchasing Value	Selling Value	Difference
Qataris	2,020.71	1,898.97	121.74
GCC	90.70	151.23	-60.53
Arab	194.53	190.44	4.09
Foreigners	628.48	693.78	-65.30
Total	2,934.42	2,934.42	0.00

In million QAR

Trading by nationality for the last Week

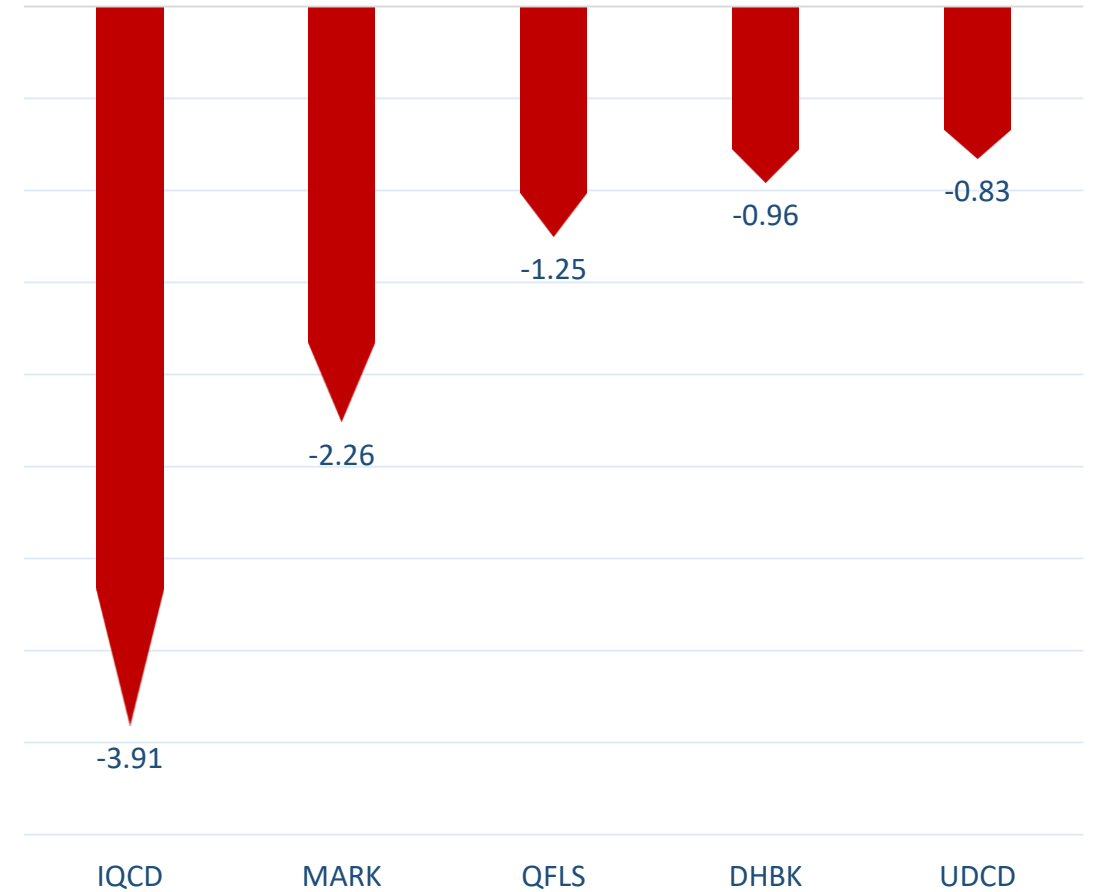
Nationality	Buy %	Sell %	Net
Qataris	68.86%	64.71%	4.15%
GCC	3.09%	5.15%	-2.06%
Arab	6.63%	6.49%	0.14%
Foreigners	24.58%	21.95%	-2.23%

Top 5 Companies bought (net) by **Foreigners** in the last session



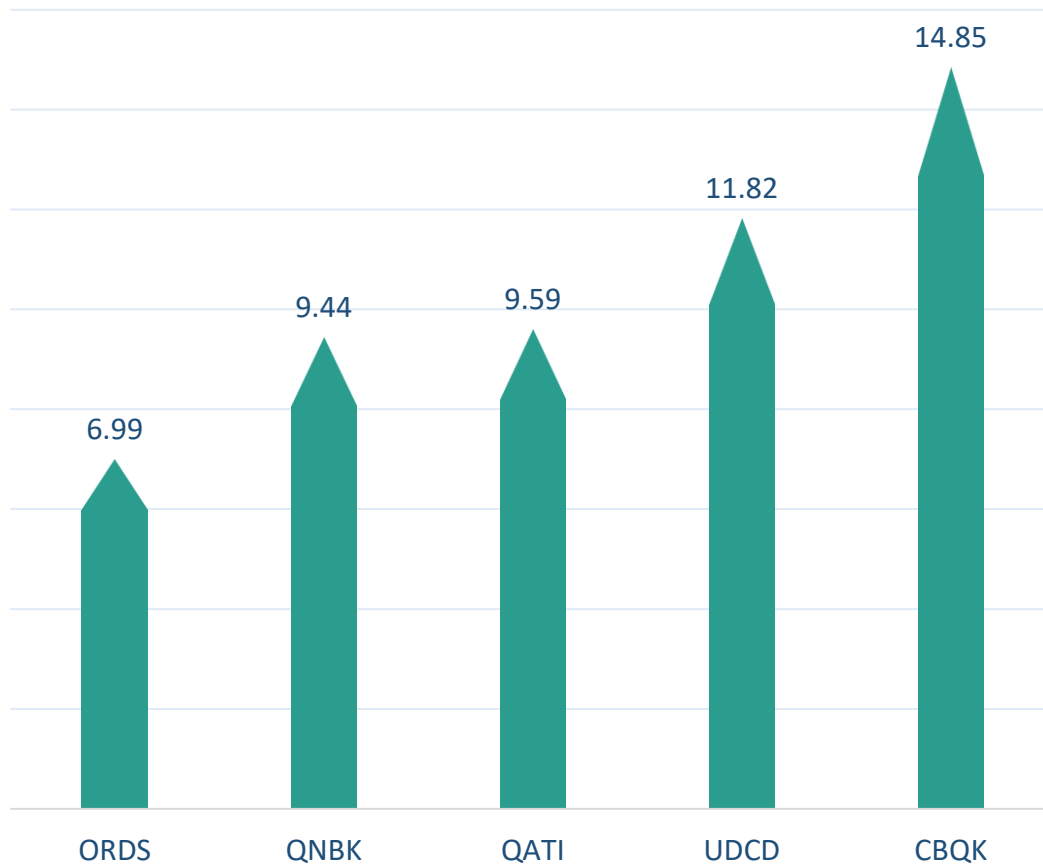
In million shares

Top 5 Companies sold (net) by **Foreigners** in the last session



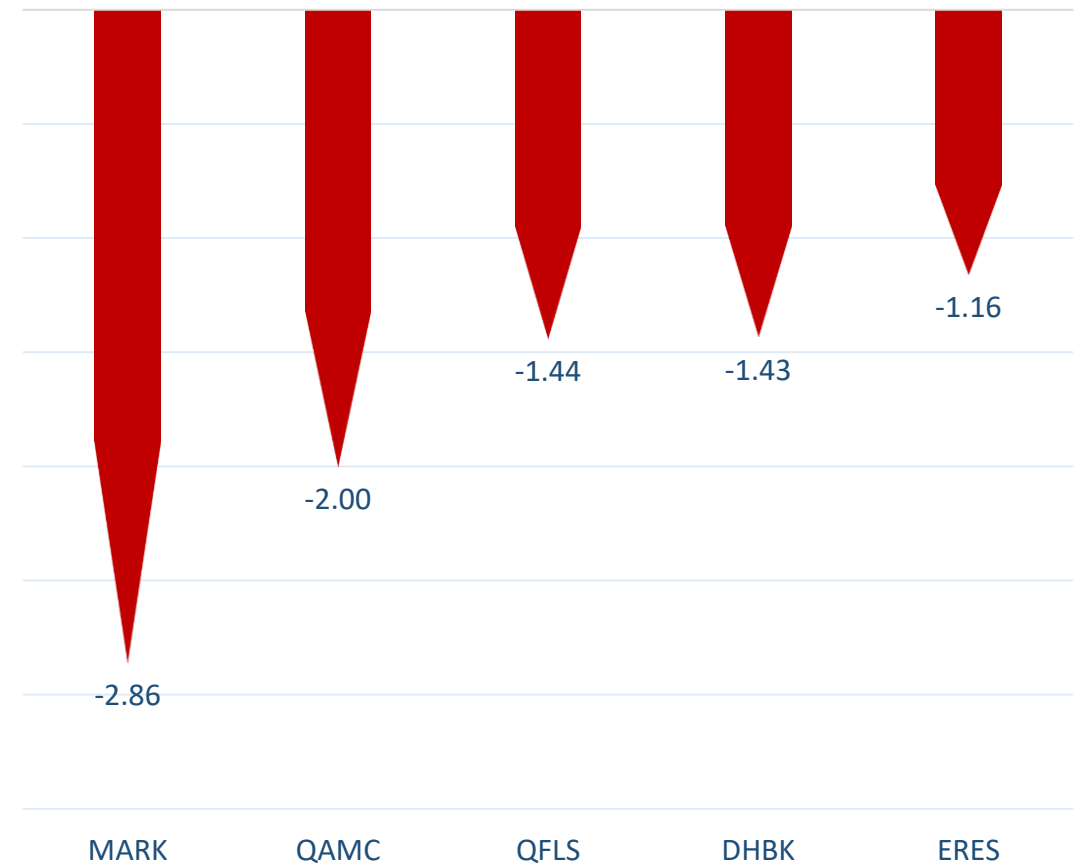
In million shares

Top 5 Companies bought (net) by Foreigners over the last week



In million shares

Top 5 Companies sold (net) by Foreigners over the last week



In million shares



The figures represent a change in the number of shares.

Daily Change: The net change between 18th and 17th of January trading sessions

Change for the last 5 sessions: The total daily net change for the last 5 sessions.

Change for the last 10 sessions: The total daily net change for the last 10 sessions.

Change for the last 20 sessions: The total daily net change for the last 20 sessions.

DISCLAIMER:

The information contained was obtained from various public sources believed to be reliable, but we do not guarantee its accuracy. Wasata Financial Securities makes no representations or warranties (express or implied) regarding the data and information provided and Wasata Financial Securities does not represent that the information content of this document is complete, or free from any error, not misleading, or fit for any particular purpose. This report document provides general information only. Neither the information nor any opinion expressed constitutes an offer or an invitation to make an offer, to buy or sell any securities or other investment products related to such securities or investments.

This report document contained is subject to change without prior notice. Wasata assumes no responsibility to update the information in this report document.



Prepared by Financial Advisory Department


للأوراق المالية
FINANCIAL SECURITIES

+974 44498880

ramzi.qasmieh@Wasata.qa