



## Daily Report for Ownership Changes

2<sup>nd</sup> of January 2024 Session

Company									2-Jan			
	Qatari				GCC				Foreigners			
	Daily Chg.	Last 5 Sessions Chg.	Last 10 Sessions Chg.	Last 20 Sessions Chg.	Daily Chg.	Last 5 Sessions Chg.	Last 10 Sessions Chg.	Last 20 Sessions Chg.	Daily Chg.	Last 5 Sessions Chg.	Last 10 Sessions Chg.	Last 20 Sessions Chg.
QNBK	856,481	10,441,314	16,546,120	18,773,520	-4,000	-503,602	-539,631	-152,761	-852,481	-9,937,712	-16,006,489	-18,620,759
QIBK	-115,507	1,641,420	-1,616,953	-1,403,026	9,215	1,635	-76,378	-76,378	106,292	-1,643,055	1,693,331	1,479,404
CBQK	131,172	-5,093,728	-6,438,313	-7,821,189	0	-39,016	-135,591	-132,991	-131,172	5,132,744	6,573,904	7,954,180
DHBK	548,697	1,724,266	1,424,359	-1,601,101	0	-20,000	-4,906	-34,028	-548,697	-1,704,266	-1,419,453	1,635,129
ABQK	0	0	0	-5,600	0	0	0	0	0	0	0	5,600
QIJK	-74,094	-407,019	-998,405	-1,268,240	800	887	-15,110	-15,110	73,294	406,132	1,013,515	1,283,350
MARK	-1,071,736	-1,727,361	731,508	29,610,553	-32,164	-229,924	149,565	-109,326	1,103,900	1,957,285	-881,073	-29,501,227
DUBK	-411,691	-1,191,351	-1,397,114	-2,751,853	0	0	196,311	135,132	411,691	1,191,351	1,200,803	2,616,721
QFBQ	166,277	2,498,802	1,975,519	-345,607	0	-382,572	-329,871	-402,187	-166,277	-2,116,230	-1,645,648	747,794
NLCS	1,078,981	1,825,859	-333,748	-1,370,420	-58,051	-260,512	-34,459	-77,441	-1,020,930	-1,565,347	368,207	1,447,861
DBIS	-123,991	-11,486	-476,638	-237,873	23,770	15,607	-38,655	30,077	100,221	-4,121	515,293	207,796
QOIS	-376,728	-198,689	562,280	-69,480	115,363	65,583	-114,628	-152,405	261,365	133,106	-447,652	221,885
IHGS	-168,186	-29,990	28,049	104,624	0	-9,000	-25,703	-25,703	168,186	38,990	-2,346	-78,921
ZHCD	-1,123	-67	-117	3,703	0	0	0	0	1,123	67	117	-3,703
QGMD	165,606	-392,342	-658,241	-1,079,301	9,107	-29,859	-91,885	-71,187	-174,713	422,201	750,126	1,150,488
SIIS	-1,140,727	-1,467,847	-1,235,884	-1,272,616	-259,550	-115,190	367,381	425,815	1,400,277	1,583,037	868,503	846,801
BLDN	-750,372	-843,678	-1,062,986	-350,083	0	-90,000	-37,000	-104,110	750,372	933,678	1,099,986	454,193
MCGS	25,726	206,836	299,625	148,850	0	-11,314	0	0	-25,726	-195,522	-299,625	-148,850
QCFS	0	770	-6,590	-6,590	0	0	0	0	0	-770	6,590	6,590
QFLS	-133,679	486,971	929,751	919,859	6,040	-161,599	-160,349	-160,340	127,639	-325,372	-769,402	-759,519
WDAM	-16,524	412,303	313,870	100,055	0	-78,847	-29,945	55	16,524	-333,456	-283,925	-100,110
MCCS	-12,200	353,038	403,879	921,442	0	0	-10,250	-10,250	12,200	-353,038	-393,629	-911,192
MERS	-6,043	-2,693	5,112	25,284	0	0	-7	-7	6,043	2,693	-5,105	-25,277
MEZA	-236,674	-1,272,301	-1,922,250	-2,832,088	12,269	-12,968	-12,968	-5,968	224,405	1,285,269	1,935,218	2,838,056
QIMD	-80,566	-255,266	-255,266	-231,481	0	0	0	0	80,566	255,266	255,266	231,481

Company									2-Jan			
	Qatari				GCC				Foreigners			
	Daily Chg.	Last 5 Sessions Chg.	Last 10 Sessions Chg.	Last 20 Sessions Chg.	Daily Chg.	Last 5 Sessions Chg.	Last 10 Sessions Chg.	Last 20 Sessions Chg.	Daily Chg.	Last 5 Sessions Chg.	Last 10 Sessions Chg.	Last 20 Sessions Chg.
QNCD	50,597	136,828	131,956	631,180	100,000	100,000	100,625	81,165	-150,597	-236,828	-232,581	-712,345
IQCD	-583,514	-192,936	184,401	2,606,762	-13,356	10,960	93,108	99,322	596,870	181,976	-277,509	-2,706,084
QIGD	-20,925	-439,648	-694,194	-546,705	0	0	0	0	20,925	439,648	694,194	546,705
QEWS	-19,637	-1,109,357	-1,469,383	-1,513,836	0	7,750	43,500	65,960	19,637	1,101,607	1,425,883	1,447,876
AHCS	118,966	886,050	745,074	1,526,875	0	0	0	0	-118,966	-886,050	-745,074	-1,526,875
GISS	-49,456	-1,764,196	-2,341,554	6,013,639	0	-108,399	-220,394	-114,444	49,456	1,872,595	2,561,948	-5,899,195
MPHC	-12,090,030	-21,538,993	-19,611,066	-22,062,758	-28,528	-293,311	-302,546	-295,859	12,118,558	21,832,304	19,913,612	22,358,617
IGRD	502,057	597,446	1,024,591	-493,782	0	25,200	-21,916	-511,543	-502,057	-622,646	-1,002,675	1,005,325
QAMC	-1,327,008	-11,439,663	-32,656,466	-36,013,708	60,000	-334,220	-264,732	-1,528,753	1,267,008	11,773,883	32,921,198	37,542,461
QATI	4,121,831	4,820,032	5,276,735	7,157,501	0	-50,000	-21,250	3,750	-4,121,831	-4,770,032	-5,255,485	-7,161,251
DOHI	-7,900	-60,660	-131,966	-130,028	0	0	0	-1,844	7,900	60,660	131,966	131,872
QGRI	0	-91,512	-87,215	-37,480	0	-80,643	-80,643	-130,643	0	172,155	167,858	168,123
AKHI	96,007	-40,323	403,106	-204,166	22,711	-10,253	-14,644	1,247	-118,718	50,576	-388,462	202,919
QISI	60,000	76,837	73,826	70,134	0	0	0	0	-60,000	-76,837	-73,826	-70,134
BEMA	0	3,768	824	19,561	0	0	0	0	0	-3,768	-824	-19,561
QLMI	10,873	659,990	1,872,214	2,228,376	0	0	61,000	61,000	-10,873	-659,990	-1,933,214	-2,289,376
UDCD	-527,916	701,597	1,487,694	5,575,788	541,455	123,467	326,476	258,403	-13,539	-825,064	-1,814,170	-5,834,191
BRES	-609,236	-4,895,432	-8,079,519	-7,172,731	0	0	7,670	7,670	609,236	4,895,432	8,071,849	7,165,061
ERES	-560,648	938,097	-282,037	-1,564,719	-74,908	-329,493	283,875	379,530	635,556	-608,604	-1,838	1,185,189
MRDS	-1,374,181	-1,746,033	-5,794,672	-2,941,390	-8,120	9,559	-125,335	147,539	1,382,301	1,736,474	5,920,007	2,793,851
ORDS	-31,008	206,306	671,117	1,130,254	99,180	-180,563	-339,056	-463,559	-68,172	-25,743	-332,061	-666,695
VFQS	560,601	5,289,746	4,506,102	4,753,554	-428,776	-610,706	-601,487	-587,487	-131,825	-4,679,040	-3,904,615	-4,166,067
QNNS	73,141	-571,358	-1,989,223	-9,141,890	0	-3,008	2,997	6,039	-73,141	574,366	1,986,226	9,135,851
GWCS	1,530	-91,518	-372,865	-552,990	0	15,300	15,300	15,300	-1,530	76,218	357,565	537,690
QGTS	365,695	-11,212,279	-15,383,155	-2,403,301	0	-18,787	-126,320	-841,729	-365,695	11,231,066	15,509,475	3,245,030

## Trading values by nationality for the last Session

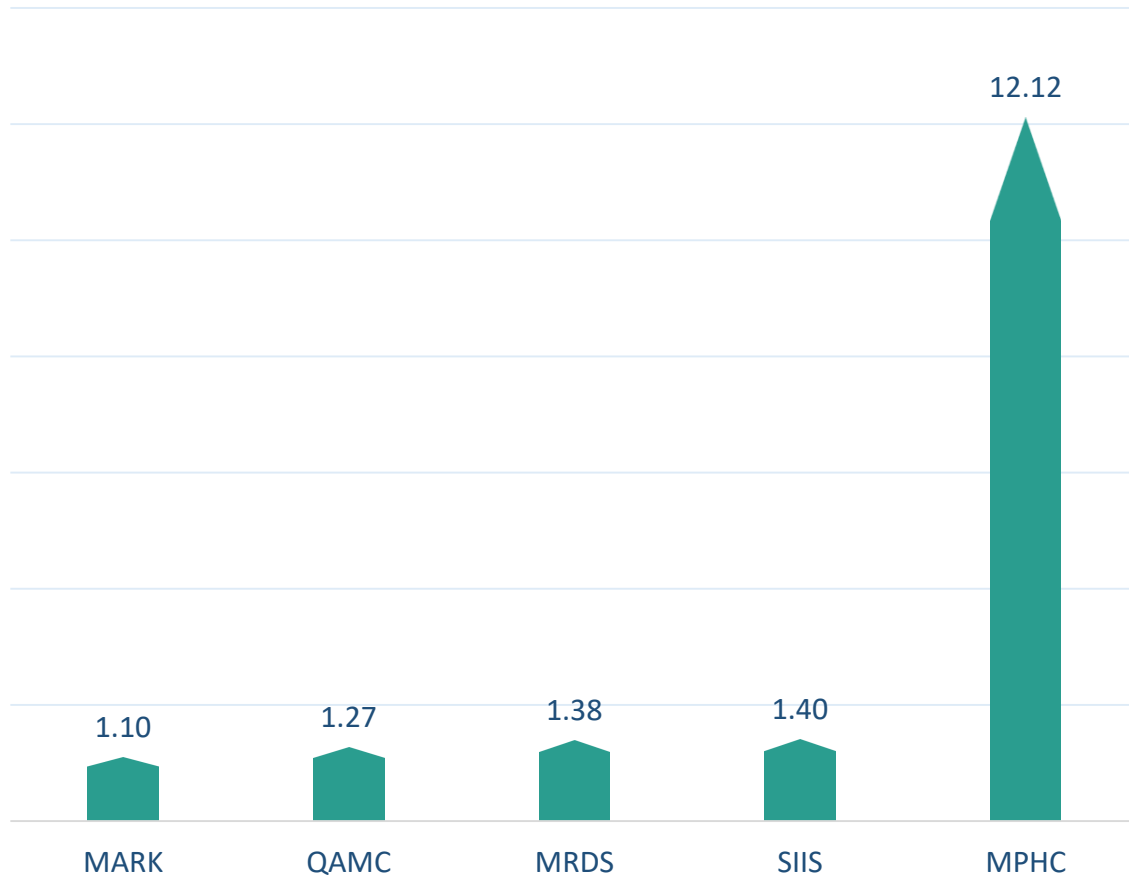
Nationality	Purchasing Value	Selling Value	Difference
Qataris	339.03	355.89	-16.86
GCC	17.62	27.36	-9.75
Arab	64.61	59.69	4.92
Foreigners	154.75	133.07	21.68
Total	576.01	576.01	0.00

In million QAR

## Trading by nationality for the last Session

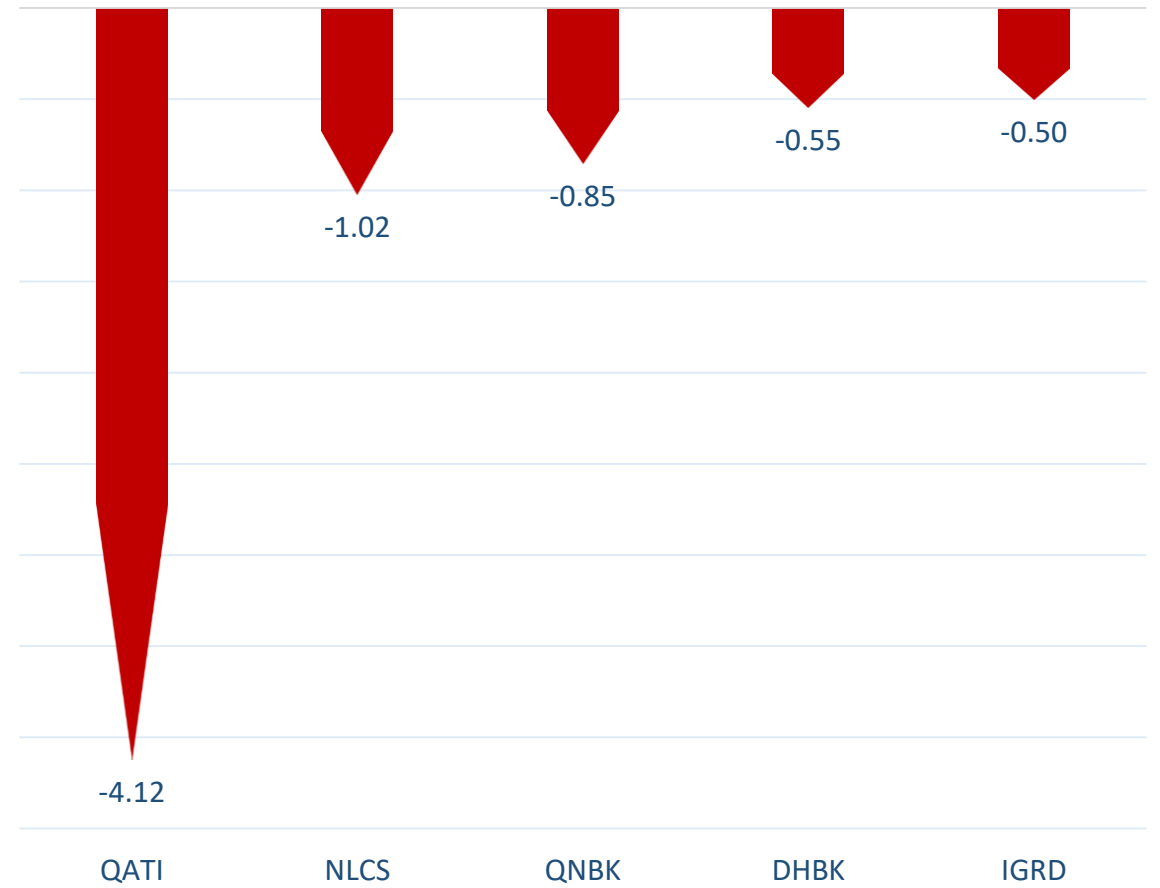
Nationality	Buy %	Sell %	Net
Qataris	58.86%	61.79%	-2.93%
GCC	3.06%	4.75%	-1.69%
Arab	11.22%	10.36%	0.85%
Foreigners	24.58%	21.95%	3.77%

Top 5 Companies bought (net) by **Foreigners** in the last session



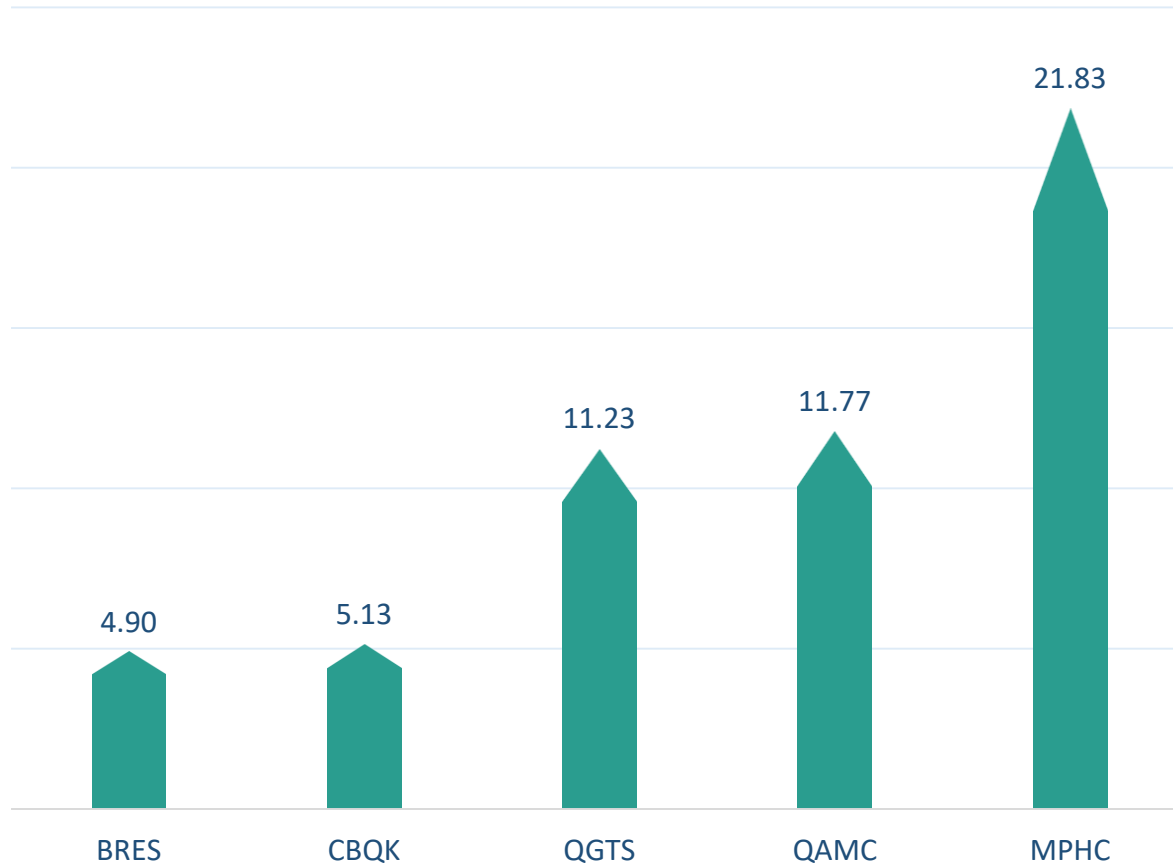
In million shares

Top 5 Companies sold (net) by **Foreigners** in the last session



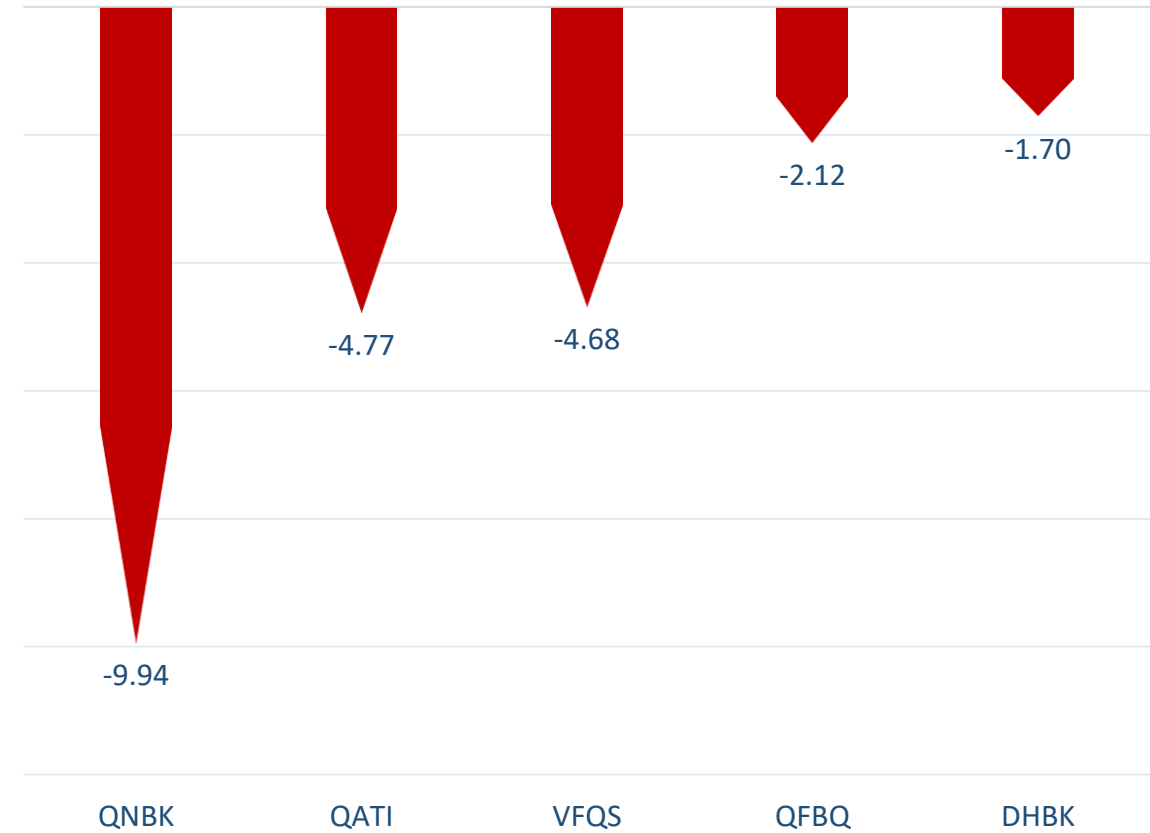
In million shares

### Top 5 Companies bought (net) by **Foreigners** over the last week



In million shares

### Top 5 Companies sold (net) by **Foreigners** over the last week



In million shares



The figures represent a change in the number of shares.

Daily Change: The net change between 2<sup>nd</sup> Jan 2024 and 31<sup>st</sup> of December 2023 trading sessions

Change for the last 5 sessions: The total daily net change for the last 5 sessions.

Change for the last 10 sessions: The total daily net change for the last 10 sessions.


Change for the last 20 sessions: The total daily net change for the last 20 sessions.

## **DISCLAIMER:**

The information contained was obtained from various public sources believed to be reliable, but we do not guarantee its accuracy. Wasata Financial Securities makes no representations or warranties (express or implied) regarding the data and information provided and Wasata Financial Securities does not represent that the information content of this document is complete, or free from any error, not misleading, or fit for any particular purpose. This report document provides general information only. Neither the information nor any opinion expressed constitutes an offer or an invitation to make an offer, to buy or sell any securities or other investment products related to such securities or investments.

This report document contained is subject to change without prior notice. Wasata assumes no responsibility to update the information in this report document.





Prepared by Financial Advisory Department

  
للأوراق المالية  
FINANCIAL SECURITIES

+974 44498880

[ramzi.qasmieh@Wasata.qa](mailto:ramzi.qasmieh@Wasata.qa)