



## Daily Report for Ownership Changes

21<sup>st</sup> of January 2024 Session

									21-Jan			
Company	Qatari				GCC				Foreigners			
	Daily Chg.	Last 5 Sessions Chg.	Last 10 Sessions Chg.	Last 20 Sessions Chg.	Daily Chg.	Last 5 Sessions Chg.	Last 10 Sessions Chg.	Last 20 Sessions Chg.	Daily Chg.	Last 5 Sessions Chg.	Last 10 Sessions Chg.	Last 20 Sessions Chg.
QNBK	280,543	-9,625,174	-7,619,597	6,667,065	1,000	154,500	30,000	-470,452	-281,543	9,470,674	7,589,597	-6,196,613
QIBK	43,557	-6,239,908	-5,568,302	-4,361,732	-7,776	-35,836	49,360	9,929	-35,781	6,275,744	5,518,942	4,351,803
CBQK	47,738	-15,041,812	-13,212,955	-16,717,676	20,000	48,433	48,433	209,417	-67,738	14,993,379	13,164,522	16,508,259
DHBK	334,410	1,811,022	1,042,010	1,602,543	0	1,698	1,698	-48,302	-334,410	-1,812,720	-1,043,708	-1,554,241
ABQK	0	-9,108	-11,177	-5,436	0	-914	0	0	0	10,022	11,177	5,436
QIKK	17,188	64,629	-164,426	-607,129	0	-65,751	-69,751	-73,861	-17,188	1,122	234,177	680,990
MARK	542,025	4,164,383	2,583,266	4,567,227	-21,235	-124,571	-1,485,704	-1,098,558	-520,790	-4,039,812	-1,097,562	-3,468,669
DUBK	-113,717	-1,923,763	-2,098,544	-3,379,115	33,518	43,886	43,846	233,448	80,199	1,879,877	2,054,698	3,145,667
QFBQ	95,062	-356,676	263,378	1,704,710	0	-491,000	-374,378	-737,927	-95,062	847,676	111,000	-966,783
NLCS	438,126	1,674,209	3,697,092	5,506,937	0	-66,446	-73,888	-498,140	-438,126	-1,607,763	-3,623,204	-5,008,797
DBIS	-4,113	638,747	747,572	666,494	0	24,000	7,661	-74,782	4,113	-662,747	-755,233	-591,712
QOIS	-83,134	413,311	885,394	1,880,819	0	0	0	43,510	83,134	-413,311	-885,394	-1,924,329
IHGS	6,602	-75,700	-132,266	-262,408	0	5,000	5,000	-17,392	-6,602	70,700	127,266	279,800
ZHCD	-409	3,898	-2,163	-2,896	-300	-2,200	-2,200	-2,200	709	-1,698	4,363	5,096
QGMD	-94,120	-1,106,969	-1,517,749	-2,368,019	-18,035	31,847	26,775	-9,266	112,155	1,075,122	1,490,974	2,377,285
SIIS	-108,557	51,894	-484,203	-1,552,538	0	-194,151	-25,303	-66,953	108,557	142,257	509,506	1,619,491
BLDN	-138,659	725,884	-234,269	-1,298,382	0	91,111	91,361	1,361	138,659	-816,995	142,908	1,297,021
MCGS	315,131	553,932	1,371,683	2,011,342	0	0	59,578	51,623	-315,131	-553,932	-1,431,261	-2,062,965
QCFS	0	0	0	-6,590	0	0	0	0	0	0	0	6,590
QFLS	-39,950	1,359,514	1,446,672	2,250,529	719	1,926	1,926	-160,313	39,231	-1,361,440	-1,448,598	-2,090,216
WDAM	-95,878	146,316	294,435	541,259	97,167	97,167	97,167	87,490	-1,289	-243,483	-391,602	-628,749
MCCS	-15,133	-4,192	144,972	574,921	0	0	0	0	15,133	4,192	-144,972	-574,921
MERS	8,862	45,409	360,669	434,912	0	500	-4,481	512	-8,862	-45,909	-356,188	-435,424
MEZA	-6,962	189,124	149,308	-1,605,649	0	0	0	-12,968	6,962	-189,124	-149,308	1,618,617
QIMD	-95,483	-178,283	-306,947	-582,632	0	0	0	0	95,483	178,283	306,947	582,632

									21-Jan			
Company	Qatari				GCC				Foreigners			
	Daily Chg.	Last 5 Sessions Chg.	Last 10 Sessions Chg.	Last 20 Sessions Chg.	Daily Chg.	Last 5 Sessions Chg.	Last 10 Sessions Chg.	Last 20 Sessions Chg.	Daily Chg.	Last 5 Sessions Chg.	Last 10 Sessions Chg.	Last 20 Sessions Chg.
QNCD	-360,767	-165,219	-338,988	-287,264	0	3,517	1,505	151,505	360,767	161,702	337,483	135,759
IQCD	1,136,010	-3,172,658	-2,236,262	-1,276,822	26,845	42,198	51,292	116,871	-1,162,855	3,130,460	2,184,970	1,159,951
QIGD	103,495	-422,975	-954,839	-1,423,895	0	-35,653	-35,355	24,645	-103,495	458,628	990,194	1,399,250
QEWS	50,112	-2,488,153	-2,385,423	-3,621,213	0	0	5,000	16,540	-50,112	2,488,153	2,380,423	3,604,673
AHCS	-129,500	-242,963	2,150,098	4,162,457	0	-30,000	-30,000	-41,500	129,500	272,963	-2,120,098	-4,120,957
GISS	28,695	-4,243,768	-6,108,827	-7,529,923	27,506	-269,297	-165,420	-283,919	-56,201	4,513,065	6,274,247	7,813,842
MPHC	414,895	-2,489,058	-8,495,497	-40,247,100	30,243	164,362	203,097	-206,771	-445,138	2,324,696	8,292,400	40,453,871
IGRD	165,142	-336,045	1,940,872	1,978,734	0	0	-50,000	25,635	-165,142	336,045	-1,890,872	-2,004,369
QAMC	54,309	55,034	20,515,602	6,451,841	-55,000	-192,325	-137,033	-413,048	691	137,291	-20,378,569	-6,038,793
QATI	132,355	-9,848,426	-10,072,291	-2,160,997	77,251	492,000	492,000	475,000	-209,606	9,356,426	9,580,291	1,685,997
DOHI	-500	-4,455	26,458	-148,978	0	40,545	8,126	197,545	500	-36,090	-34,584	-48,567
QGRI	779	35,050	261,332	229,686	0	-99,196	-364,589	-662,719	-779	64,146	103,257	433,033
AKHI	-12,677	-93,473	-310,450	-200,809	0	0	0	9,747	12,677	93,473	310,450	191,062
QISI	-4,655	-81,274	-54,114	12,141	0	0	0	0	4,655	81,274	54,114	-12,141
BEMA	0	-42,183	-29,971	-24,368	0	0	0	0	0	42,183	29,971	24,368
QLMI	254,880	174,259	436,035	1,315,009	0	100,600	100,600	100,600	-254,880	-274,859	-536,635	-1,415,609
UDCD	114	-12,478,684	-12,434,661	-9,628,376	0	357,848	155,265	126,803	-114	12,120,836	12,279,396	9,501,573
BRES	-18,763	-783,925	-401,080	-5,583,565	0	0	285	7,955	18,763	783,925	400,795	5,575,610
ERES	139,415	1,412,198	-1,869,377	615,100	-620	-64,999	-32,716	-240,607	-138,795	-1,347,199	1,902,093	-374,493
MRDS	-844,956	-1,238,795	-1,764,026	-3,716,416	-102,138	-343,400	-305,750	116,635	947,094	1,582,195	2,069,776	3,599,781
ORDS	-125,004	-7,346,430	-5,432,439	-4,149,692	0	-263,868	-223,868	-334,431	125,004	7,610,298	5,656,307	4,484,123
VFQS	-121,407	-1,480,853	-2,710,674	3,078,737	750	-30,250	45,321	-567,385	120,657	1,511,103	2,665,353	-2,511,352
QNNS	-8,561	-3,833,778	-10,422,584	-11,152,580	0	0	0	-6,008	8,561	3,833,778	10,422,584	11,158,588
GWCS	-262,521	-376,469	-872,617	-3,130,496	0	0	-300	15,000	262,521	376,469	872,917	3,115,496
QGTS	-481,393	1,011,360	-3,834,386	-14,189,715	-2,800	-522,903	-664,703	-675,429	484,193	-488,457	4,499,089	14,865,144

## Trading values by nationality for the last Session

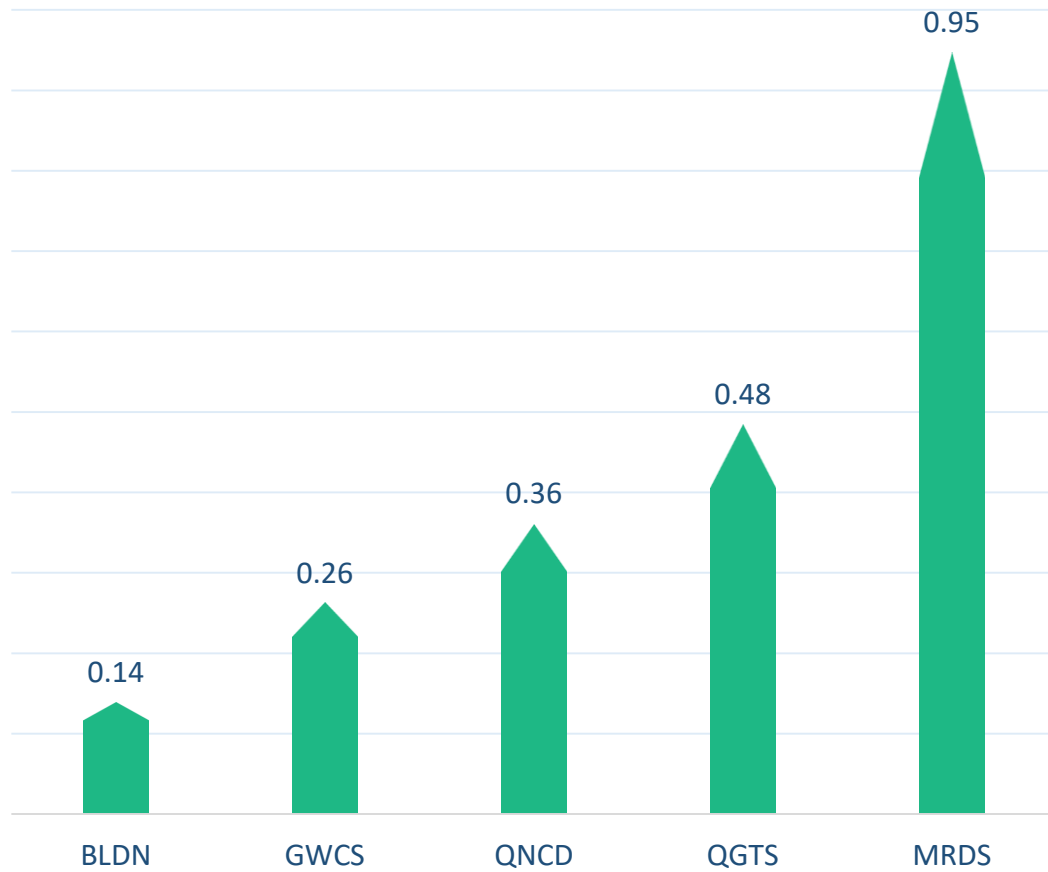
Nationality	Purchasing Value	Selling Value	Difference
Qataris	578.31	560.27	18.04
GCC	4.21	15.51	-11.30
Arab	37.98	39.30	-1.32
Foreigners	52.85	58.27	-5.42
Total	673.34	673.34	0.00

In million QAR

## Trading by nationality for the last Session

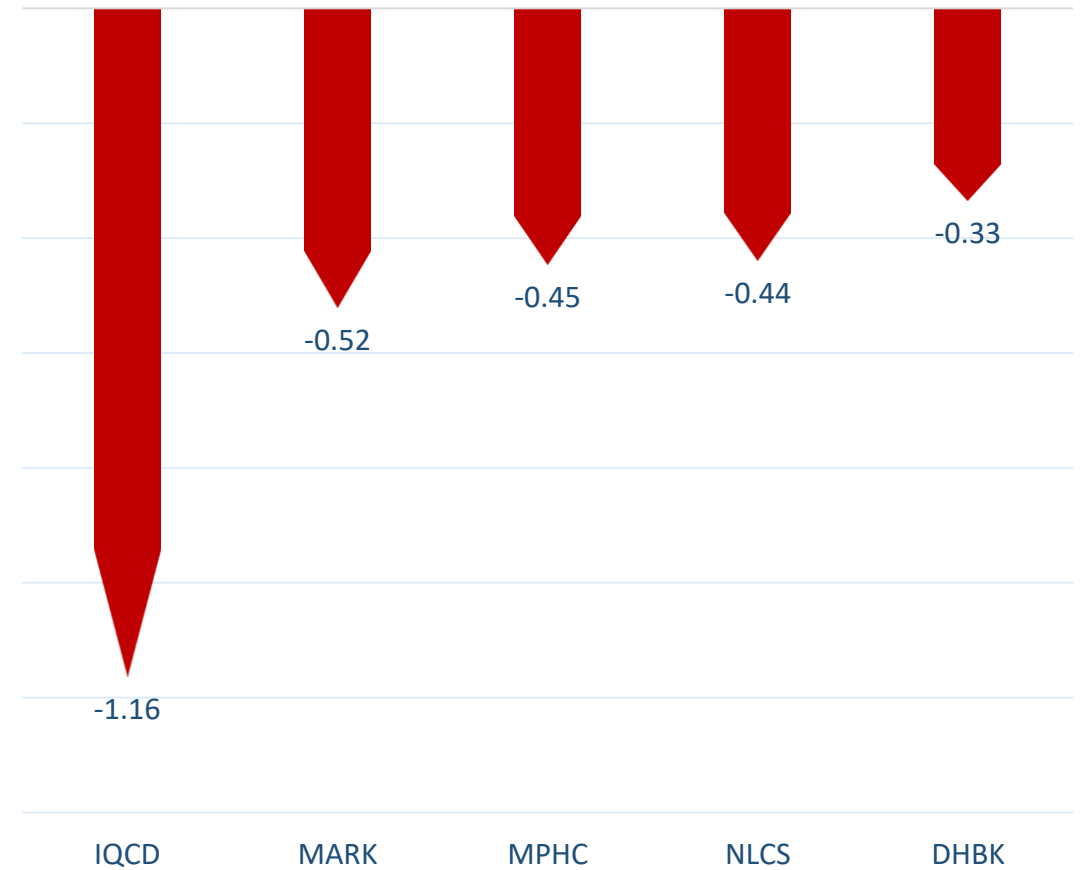
Nationality	Buy %	Sell %	Net
Qataris	85.89%	83.21%	2.68%
GCC	0.63%	2.30%	-1.68%
Arab	5.64%	5.84%	-0.20%
Foreigners	24.58%	21.95%	-0.80%

### Top 5 Companies bought (net) by **Foreigners** in the last session



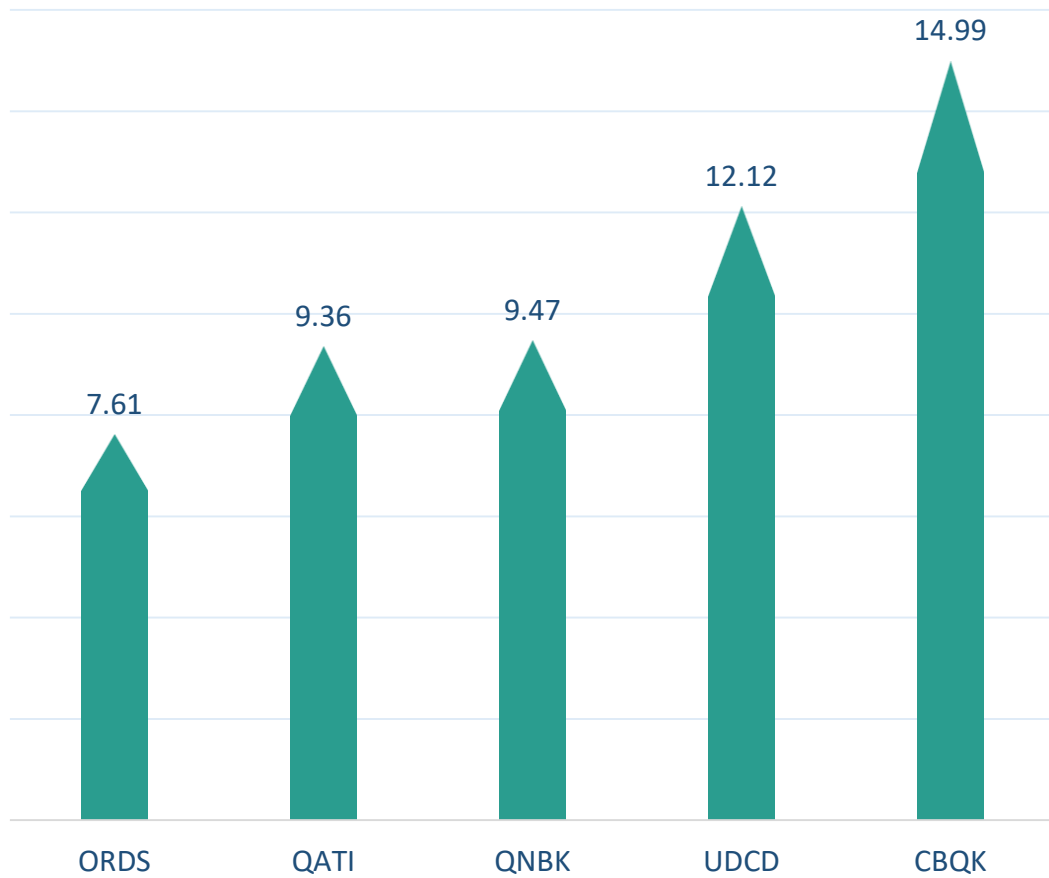
In million shares

### Top 5 Companies sold (net) by **Foreigners** in the last session



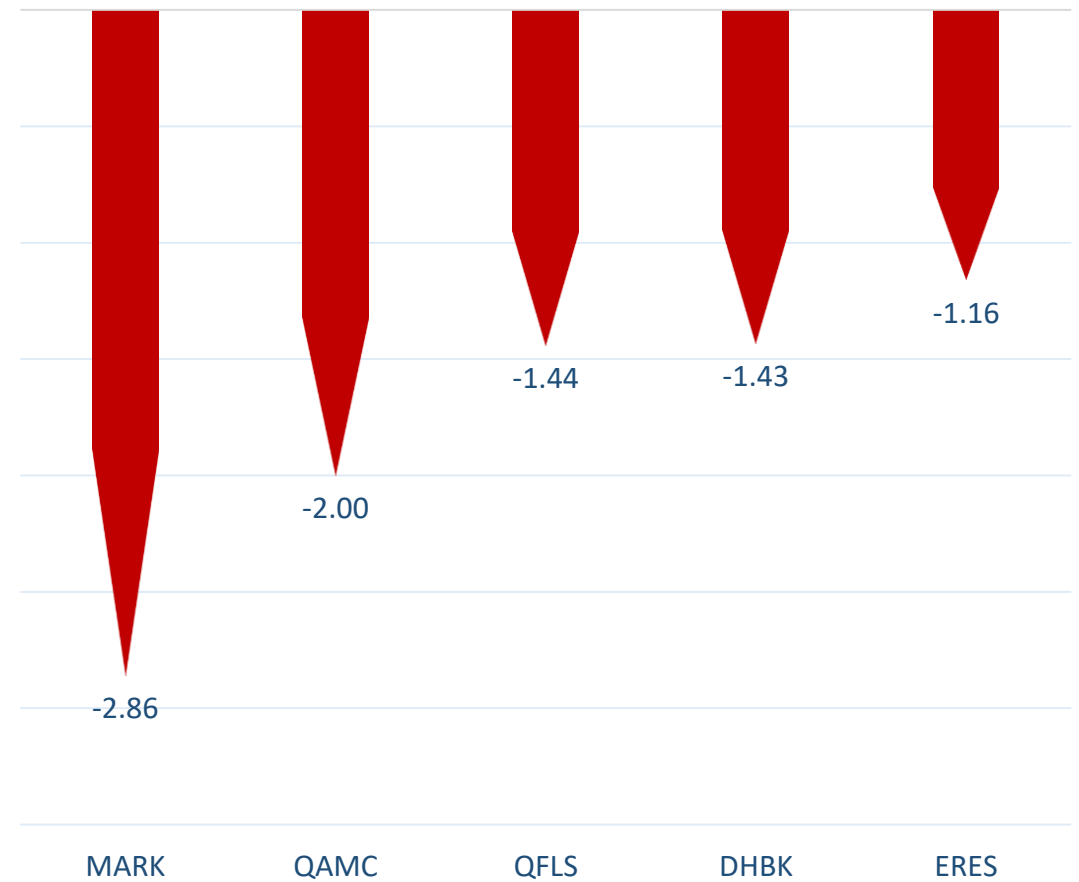
In million shares

Top 5 Companies bought (net) by **Foreigners** over the last 5 Sessions



In million shares

Top 5 Companies sold (net) by **Foreigners** over the last 5 Sessions



In million shares



The figures represent a change in the number of shares.

Daily Change: The net change between 21<sup>st</sup> and 18<sup>th</sup> of January trading sessions

Change for the last 5 sessions: The total daily net change for the last 5 sessions.

Change for the last 10 sessions: The total daily net change for the last 10 sessions.

Change for the last 20 sessions: The total daily net change for the last 20 sessions.

## **DISCLAIMER:**

The information contained was obtained from various public sources believed to be reliable, but we do not guarantee its accuracy. Wasata Financial Securities makes no representations or warranties (express or implied) regarding the data and information provided and Wasata Financial Securities does not represent that the information content of this document is complete, or free from any error, not misleading, or fit for any particular purpose. This report document provides general information only. Neither the information nor any opinion expressed constitutes an offer or an invitation to make an offer, to buy or sell any securities or other investment products related to such securities or investments.

This report document contained is subject to change without prior notice. Wasata assumes no responsibility to update the information in this report document.





Prepared by Financial Advisory Department

  
وساطة  
WASATA  
للأوراق المالية  
FINANCIAL SECURITIES

+974 44498880

[ramzi.qasmieh@Wasata.qa](mailto:ramzi.qasmieh@Wasata.qa)