



Daily Report for Ownership Changes

22nd of January 2024 Session

									22-Jan			
Company	Qatari				GCC				Foreigners			
	Daily Chg.	Last 5 Sessions Chg.	Last 10 Sessions Chg.	Last 20 Sessions Chg.	Daily Chg.	Last 5 Sessions Chg.	Last 10 Sessions Chg.	Last 20 Sessions Chg.	Daily Chg.	Last 5 Sessions Chg.	Last 10 Sessions Chg.	Last 20 Sessions Chg.
QNBK	288,276	-9,295,274	-7,486,224	3,203,133	-33,000	121,500	-9,000	-503,452	-255,276	9,173,774	7,495,224	-2,699,681
QIBK	-553,252	-6,730,725	-6,196,461	-4,401,711	-14,700	-40,790	36,660	20,229	567,952	6,771,515	6,159,801	4,381,482
CBQK	-41,184	-14,884,643	-13,460,135	-16,458,622	8,496	56,929	56,929	217,913	32,688	14,827,714	13,403,206	16,240,709
DHBK	-261,593	1,847,213	1,633,252	1,393,765	0	1,698	1,698	-48,302	261,593	-1,848,911	-1,634,950	-1,345,463
ABQK	0	-9,108	-11,177	-5,436	0	0	0	0	0	9,108	11,177	5,436
QIIK	43,805	227,107	-101,025	-578,652	-700	-51,756	-70,451	-74,564	-43,105	-175,351	171,476	653,216
MARK	-241,300	6,181,710	3,597,649	4,583,590	-62,928	-108,539	-1,542,992	-1,744,759	304,228	-6,073,171	-2,054,657	-2,838,831
DUBK	-307,977	-1,335,465	-2,200,607	-3,491,096	-6,530	35,056	37,316	37,316	314,507	1,300,409	2,163,291	3,453,780
QFBQ	172,907	391,953	298,789	2,649,480	0	-491,000	-374,378	-739,150	-172,907	99,047	75,589	-1,910,330
NLCS	450,761	1,978,815	2,242,634	6,620,033	9,330	-2,116	-46,346	-488,810	-460,091	-1,976,699	-2,196,288	-6,131,223
DBIS	-113,439	474,074	576,995	590,601	0	-7,000	21,439	-57,157	113,439	-467,074	-598,434	-533,444
QOIS	-48,467	398,550	769,694	993,027	0	0	0	59,583	48,467	-398,550	-769,694	-1,052,610
IHGS	26,365	-113,038	-115,465	-187,057	0	0	5,000	-18,000	-26,365	113,038	110,465	205,057
ZHCD	-382	2,106	4,247	-3,278	0	-2,200	-2,200	-2,200	382	94	-2,047	5,478
QGMD	-325,278	-1,464,572	-1,813,471	-2,268,860	716	37,942	42,090	-8,121	324,562	1,426,630	1,771,381	2,276,981
SIS	-125,225	-119,174	355,786	-475,888	123,156	-26,217	29,031	-192,513	2,069	145,391	-384,817	668,401
BLDN	-599,272	-564,081	-339,538	-2,056,979	0	91,111	91,361	1,361	599,272	472,970	248,177	2,055,618
MCGS	155,746	643,883	1,497,468	2,099,081	36,715	36,715	75,573	104,979	-192,461	-680,598	-1,573,041	-2,204,060
QCFS	0	0	0	770	0	0	0	0	0	0	0	-770
QFLS	92,471	1,434,733	1,400,344	2,351,183	0	1,926	1,926	-160,313	-92,471	-1,436,659	-1,402,270	-2,190,870
WDAM	-86,662	-107,272	160,300	762,492	0	97,167	97,167	12,320	86,662	10,105	-257,467	-774,812
MCCS	16,634	15,121	139,310	738,660	0	0	0	0	-16,634	-15,121	-139,310	-738,660
MERS	-1,188	55,157	273,848	415,940	0	500	-4,481	519	1,188	-55,657	-269,367	-416,459
MEZA	-48,332	159,082	104,795	-1,462,818	0	0	0	-12,968	48,332	-159,082	-104,795	1,475,786
QIMD	-39,000	-137,283	-336,099	-621,632	0	0	0	0	39,000	137,283	336,099	621,632

									22-Jan			
Company	Qatari				GCC				Foreigners			
	Daily Chg.	Last 5 Sessions Chg.	Last 10 Sessions Chg.	Last 20 Sessions Chg.	Daily Chg.	Last 5 Sessions Chg.	Last 10 Sessions Chg.	Last 20 Sessions Chg.	Daily Chg.	Last 5 Sessions Chg.	Last 10 Sessions Chg.	Last 20 Sessions Chg.
QNCD	-425,609	-568,800	-872,799	-644,703	0	3,517	3,517	151,505	425,609	565,283	869,282	493,198
IQCD	889,877	-3,000,064	-1,541,502	-513,008	81,222	123,420	129,514	195,593	-971,099	2,876,644	1,411,988	317,415
QIGD	-199,604	-172,144	-719,017	-1,613,859	0	24,347	-35,355	24,645	199,604	147,797	754,372	1,589,214
QEWS	191,403	-2,483,377	-2,238,817	-3,323,408	0	0	0	15,290	-191,403	2,483,377	2,238,817	3,308,118
AHCS	216,457	66,528	-147,316	4,454,882	0	0	-30,000	-41,500	-216,457	-66,528	177,316	-4,413,382
GISS	-1,211,785	-3,359,796	-7,743,491	-8,974,975	72,922	156,828	-92,498	-210,997	1,138,863	3,202,968	7,835,989	9,185,972
MPHC	-906,239	-4,842,636	-6,918,488	-41,940,305	21,000	145,647	205,504	-175,771	885,239	4,696,989	6,712,984	42,116,076
IGRD	-767,881	-1,142,840	1,369,382	1,152,540	7,000	7,000	-43,000	32,635	760,881	1,135,840	-1,326,382	-1,185,175
QAMC	-3,593,620	-2,775,936	15,984,384	7,406,250	76,900	-100,925	-79,507	-429,353	3,516,720	2,876,861	-15,904,877	-6,976,897
QATI	528,076	-10,371,017	-9,544,215	-1,765,524	-5,000	482,000	487,000	470,000	-523,076	9,889,017	9,057,215	1,295,524
DOHI	13,497	9,042	40,065	-139,764	3,568	44,113	11,694	201,113	-17,065	-53,155	-51,759	-61,349
QGRI	6,033	41,083	245,184	235,719	0	-99,996	-321,389	-662,719	-6,033	58,913	76,205	427,000
AKHI	183,154	149,661	129,652	-72,550	0	0	0	9,747	-183,154	-149,661	-129,652	62,803
QISI	48,966	11,972	-12,877	61,060	0	0	0	0	-48,966	-11,972	12,877	-61,060
BEMA	0	-42,183	-29,971	-24,368	0	0	0	0	0	42,183	29,971	24,368
QLMI	-92,108	248,122	342,432	1,161,509	0	0	100,600	100,600	92,108	-248,122	-443,032	-1,262,109
UDCD	-1,377,619	-13,610,908	-12,973,613	-11,249,063	171,242	548,145	326,507	298,045	1,206,377	13,062,763	12,647,106	10,951,018
BRES	-221,906	-1,375,564	-642,038	-5,320,105	0	-45,500	285	285	221,906	1,421,064	641,753	5,319,820
ERES	-1,853,680	-369,741	-2,173,154	-2,863,993	0	-30,870	-999	-243,430	1,853,680	400,611	2,174,153	3,107,423
MRDS	488,191	-1,377,588	-131,063	-3,219,701	109	-335,215	-502,123	134,680	-488,300	1,712,803	633,186	3,085,021
ORDS	-308,425	-7,822,430	-6,057,583	-4,670,149	-20,000	2,012	-233,868	-324,431	328,425	7,820,418	6,291,451	4,994,580
VFQS	-61,206	-1,280,474	-2,735,003	3,006,106	0	-30,250	-28,625	-567,385	61,206	1,310,724	2,763,628	-2,438,721
QNNS	-210,328	-3,903,329	-9,594,655	-11,271,519	0	0	0	-6,008	210,328	3,903,329	9,594,655	11,277,527
GWCS	-1,031,008	-1,283,863	-1,682,105	-4,008,546	-55,000	-55,000	-55,000	-40,000	1,086,008	1,338,863	1,737,105	4,048,546
QGTS	-3,780,115	-3,108,417	-6,547,324	-17,744,060	-127,711	-525,614	-790,133	-561,220	3,907,826	3,634,031	7,337,457	18,305,280

Trading by nationality for the last Session

Nationality	Purchasing Value	Selling Value	Difference
Qataris	809.41	840.11	-30.70
GCC	25.10	16.13	8.97
Arab	47.90	47.65	0.24
Foreigners	148.82	127.33	21.49
Total	1,031.22	1,031.22	0.00

Trading values by nationality for the last Session

Nationality	Buy %	Sell %	Net
Qataris	78.49%	81.47%	-2.98%
GCC	2.43%	1.56%	0.87%
Arab	4.65%	4.62%	0.02%
Foreigners	24.58%	21.95%	2.08%

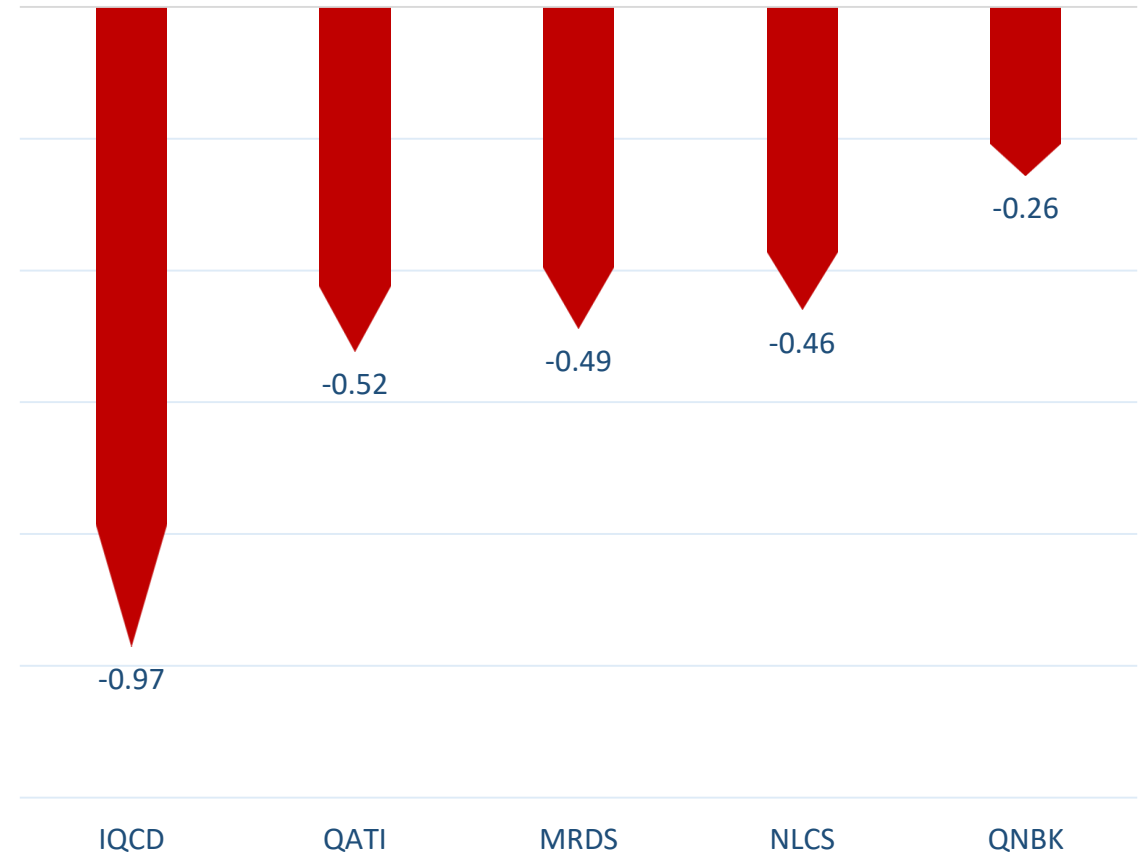
In million QAR

Top 5 Companies bought (net) by **Foreigners** in the last session



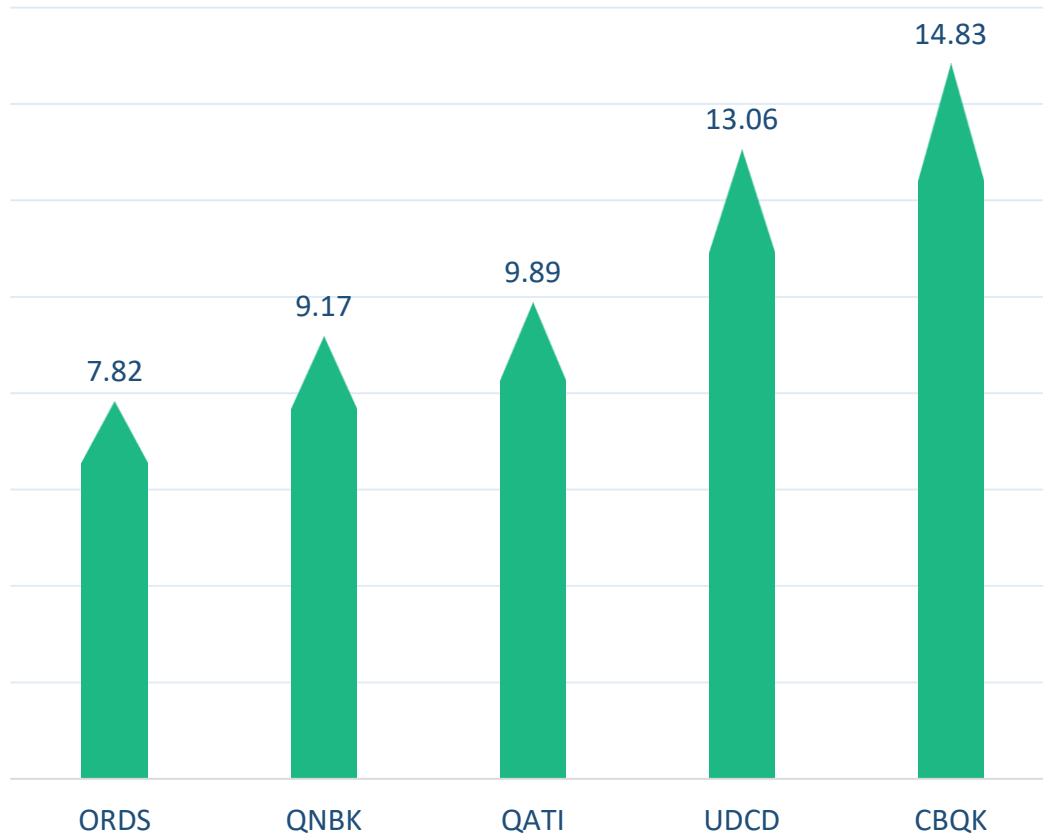
In million shares

Top 5 Companies sold (net) by **Foreigners** in the last session



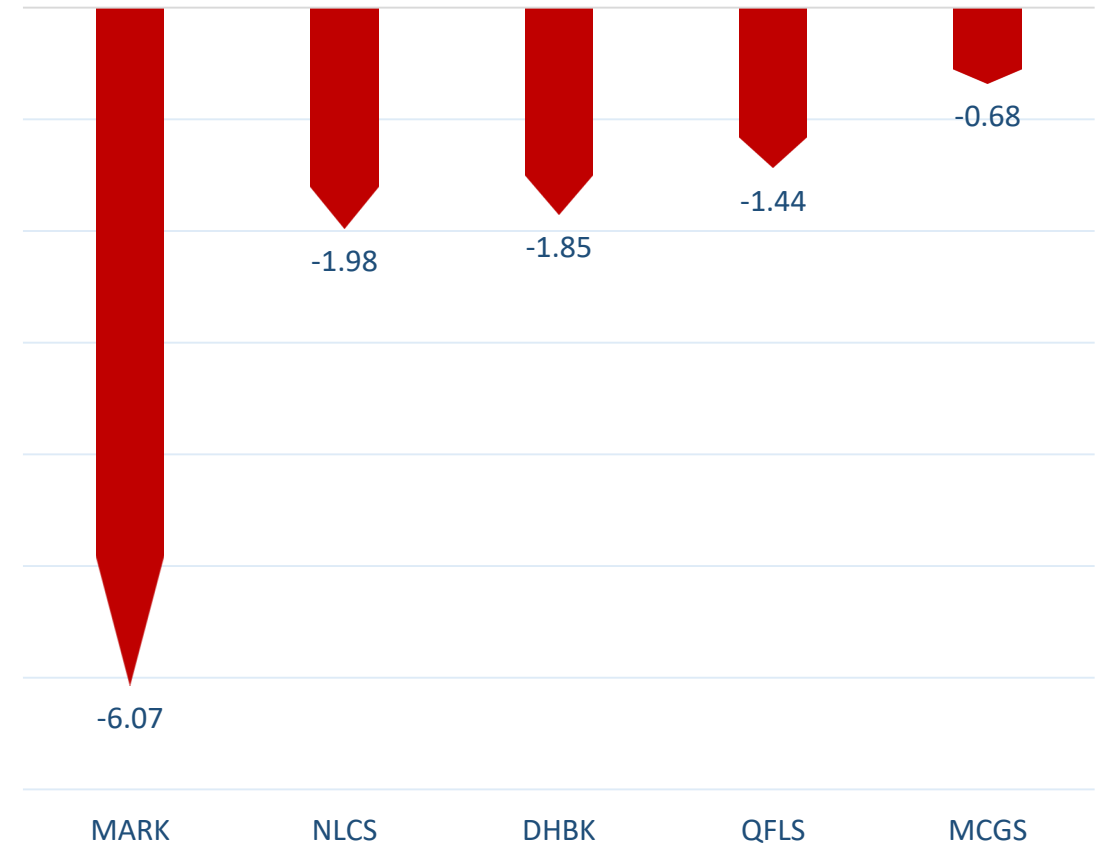
In million shares

Top 5 Companies bought (net) by **Foreigners** over the last 5 Sessions



In million shares

Top 5 Companies sold (net) by **Foreigners** over the last 5 Sessions



In million shares



The figures represent a change in the number of shares.

Daily Change: The net change between 22nd and 21st of January trading sessions

Change for the last 5 sessions: The total daily net change for the last 5 sessions.

Change for the last 10 sessions: The total daily net change for the last 10 sessions.

Change for the last 20 sessions: The total daily net change for the last 20 sessions.

DISCLAIMER:

The information contained was obtained from various public sources believed to be reliable, but we do not guarantee its accuracy. Wasata Financial Securities makes no representations or warranties (express or implied) regarding the data and information provided and Wasata Financial Securities does not represent that the information content of this document is complete, or free from any error, not misleading, or fit for any particular purpose. This report document provides general information only. Neither the information nor any opinion expressed constitutes an offer or an invitation to make an offer, to buy or sell any securities or other investment products related to such securities or investments.

This report document contained is subject to change without prior notice. Wasata assumes no responsibility to update the information in this report document.



Prepared by Financial Advisory Department


للأوراق المالية
FINANCIAL SECURITIES

+974 44498880

ramzi.qasmieh@Wasata.qa