



## Daily Report for Ownership Changes

23<sup>th</sup> of January 2024 Session

									23-Jan			
Company	Qatari				GCC				Foreigners			
	Daily Chg.	Last 5 Sessions Chg.	Last 10 Sessions Chg.	Last 20 Sessions Chg.	Daily Chg.	Last 5 Sessions Chg.	Last 10 Sessions Chg.	Last 20 Sessions Chg.	Daily Chg.	Last 5 Sessions Chg.	Last 10 Sessions Chg.	Last 20 Sessions Chg.
QNBK	347,273	674,274	-7,638,967	-86,945	20,500	46,864	11,500	-482,952	-367,773	-721,138	7,627,467	569,897
QIBK	6,004	126,848	-6,475,742	-4,143,522	-9,060	-53,350	28,600	18,669	3,056	-73,498	6,447,142	4,124,853
CBQK	-90,390	446,773	-14,536,223	-16,733,168	0	34,929	56,929	217,913	90,390	-481,702	14,479,294	16,515,255
DHBK	-3,691,453	-2,220,731	-2,328,305	-2,827,286	0	1,698	1,698	-48,302	3,691,453	2,219,033	2,326,607	2,875,588
ABQK	-11,600	-20,708	-22,777	-17,036	0	0	0	0	11,600	20,708	22,777	17,036
QIIK	242,440	385,041	281,787	-236,037	-11,800	-22,056	-81,251	-86,454	-230,640	-362,985	-200,536	322,491
MARK	-178,904	3,060,097	2,539,049	4,354,862	-14,220	-90,036	-1,508,452	-1,532,028	193,124	-2,970,061	-1,030,597	-2,822,834
DUBK	-364,865	-1,623,686	-2,495,751	-3,525,867	1,472	34,528	38,788	38,788	363,393	1,589,158	2,456,963	3,487,079
QFBQ	-62,118	180,246	776,128	2,701,822	0	-21,000	-412,378	-739,150	62,118	-159,246	-363,750	-1,962,672
NLCS	272,795	1,984,155	2,174,087	6,961,367	-22,743	-24,279	-68,798	-507,272	-250,052	-1,959,876	-2,105,289	-6,454,095
DBIS	-195,314	-409,407	355,040	275,794	-4,900	-4,900	16,420	-53,893	200,214	414,307	-371,460	-221,901
QOIS	1,000	36,156	853,201	1,184,685	0	0	0	109,363	-1,000	-36,156	-853,201	-1,294,048
IHGS	12,993	-4,559	-110,076	-191,751	0	0	5,000	-24,100	-12,993	4,559	105,076	215,851
ZHCD	-3,575	-2,519	-5,197	-6,853	0	-2,200	-2,200	-2,200	3,575	4,719	7,397	9,053
QGMD	-27,707	-1,439,237	-1,639,195	-2,223,147	0	37,942	23,505	-8,121	27,707	1,401,295	1,615,690	2,231,268
SIS	171,236	89,195	1,103,025	39,500	0	-26,217	-172,874	-192,513	-171,236	-62,978	-930,151	153,013
BLDN	-2,303	-606,756	-444,805	-2,025,894	0	1,111	91,361	1,361	2,303	605,645	353,444	2,024,533
MCGS	-83,411	520,429	1,258,222	2,005,441	0	36,715	75,573	104,979	83,411	-557,144	-1,333,795	-2,110,420
QCFS	0	0	0	770	0	0	0	0	0	0	0	-770
QFLS	78,951	1,435,772	1,434,353	2,346,673	19,068	20,787	20,994	-141,245	-98,019	-1,456,559	-1,455,347	-2,205,428
WDAM	-166,223	-329,495	-20,641	335,281	-4,000	93,167	93,167	83,490	170,223	236,328	-72,526	-418,771
MCCS	-8,828	9,318	124,146	601,852	0	0	0	0	8,828	-9,318	-124,146	-601,852
MERS	-30,706	26,055	223,993	392,650	500	500	-3,981	1,019	30,206	-26,555	-220,012	-393,669
MEZA	-17,156	-62,704	16,765	-1,011,813	4,649	4,649	4,649	-3,136	12,507	58,055	-21,414	1,014,949
QIMD	36,939	-126,344	-238,690	-584,693	0	0	0	0	-36,939	126,344	238,690	584,693

									23-Jan			
Company	Qatari				GCC				Foreigners			
	Daily Chg.	Last 5 Sessions Chg.	Last 10 Sessions Chg.	Last 20 Sessions Chg.	Daily Chg.	Last 5 Sessions Chg.	Last 10 Sessions Chg.	Last 20 Sessions Chg.	Daily Chg.	Last 5 Sessions Chg.	Last 10 Sessions Chg.	Last 20 Sessions Chg.
QNCD	11,172	-428,279	-739,083	-679,717	0	3,517	3,517	151,505	-11,172	424,762	735,566	528,212
IQCD	496,825	7,687,155	-1,303,948	-248,593	81	123,501	128,144	195,174	-496,906	-7,810,656	1,175,804	53,419
QIGD	-347,737	-780,014	-952,762	-1,956,669	-24,347	0	-59,702	298	372,084	780,014	1,012,464	1,956,371
QEWS	112,368	677,888	-2,157,119	-3,073,646	0	0	0	6,540	-112,368	-677,888	2,157,119	3,067,106
AHCS	163,046	-4,997	115,023	4,599,105	0	0	-30,000	-41,500	-163,046	4,997	-85,023	-4,557,605
GISS	213,760	-2,947,090	-7,131,676	-8,491,684	0	136,828	-92,498	-90,996	-213,760	2,810,262	7,224,174	8,582,680
MPHC	-5,063,296	-11,021,510	-11,729,829	-46,273,923	46,188	192,520	248,692	-137,753	5,017,108	10,828,990	11,481,137	46,411,676
IGRD	415,201	-664,665	1,833,951	1,481,740	15,900	22,900	-25,600	48,535	-431,101	641,765	-1,808,351	-1,530,275
QAMC	-1,226,036	-4,228,584	10,012,168	6,174,913	-20,445	-121,870	-99,952	-178,729	1,246,481	4,350,454	-9,912,216	-5,996,184
QATI	179,810	674,433	-9,229,792	-1,757,908	0	426,831	487,000	490,000	-179,810	-1,101,264	8,742,792	1,267,908
DOHI	18,997	27,854	56,066	-119,917	0	44,113	11,694	201,113	-18,997	-71,967	-67,760	-81,196
QGRI	50	6,862	41,133	236,227	0	0	-98,396	-662,719	-50	-6,862	57,263	426,492
AKHI	-45,474	79,622	-370	-183,661	0	0	0	-22,826	45,474	-79,622	370	206,487
QISI	34,890	52,737	22,013	95,442	0	0	0	0	-34,890	-52,737	-22,013	-95,442
BEMA	-59,627	-101,810	-101,810	-83,995	0	0	0	0	59,627	101,810	101,810	83,995
QLMI	910	179,432	205,968	1,166,919	0	0	100,600	100,600	-910	-179,432	-306,568	-1,267,519
UDCD	-445,485	-505,788	-13,429,926	-11,318,972	0	548,145	326,507	298,045	445,485	-42,357	13,103,419	11,020,927
BRES	-101,348	-390,846	-810,207	-4,920,055	0	0	285	285	101,348	390,846	809,922	4,919,770
ERES	-70,398	-826,547	-2,431,468	-3,805,890	17,264	8,683	16,265	130,649	53,134	817,864	2,415,203	3,675,241
MRDS	1,436,782	734,511	40,958	-2,150,512	166,312	-211,624	-244,874	292,821	-1,603,094	-522,887	203,916	1,857,691
ORDS	-148,383	-1,519,238	-6,523,798	-4,890,423	-30,759	-40,750	-315,400	-326,690	179,142	1,559,988	6,839,198	5,217,113
VFQS	-129,467	-928,776	-2,728,925	2,741,774	0	-30,250	-30,125	-567,385	129,467	959,026	2,759,050	-2,174,389
QNNS	-235,140	-713,897	-8,556,269	-11,418,997	0	0	0	-6,008	235,140	713,897	8,556,269	11,425,005
GWCS	-627,231	-1,952,903	-2,193,105	-4,663,407	0	-55,000	-55,000	-40,000	627,231	2,007,903	2,248,105	4,703,407
QGTS	-943,017	-4,088,110	-6,616,575	-17,788,250	0	-338,104	-790,133	-522,354	943,017	4,426,214	7,406,708	18,310,604

## Trading values by nationality for the last Session

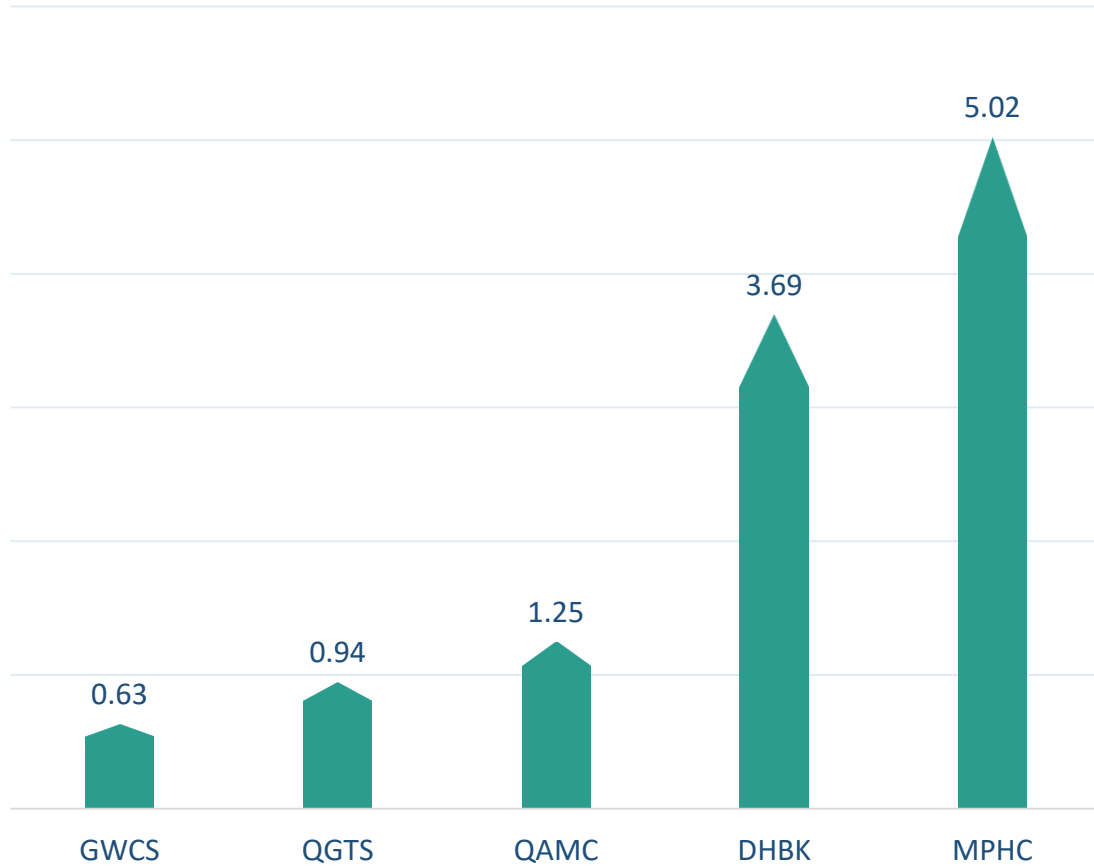
Nationality	Purchasing Value	Selling Value	Difference
Qataris	279.92	290.96	-11.04
GCC	15.51	27.72	-12.21
Arab	31.05	36.89	-5.83
Foreigners	141.24	112.16	29.09
Total	467.73	467.73	0.00

In million QAR

## Trading by nationality for the last Session

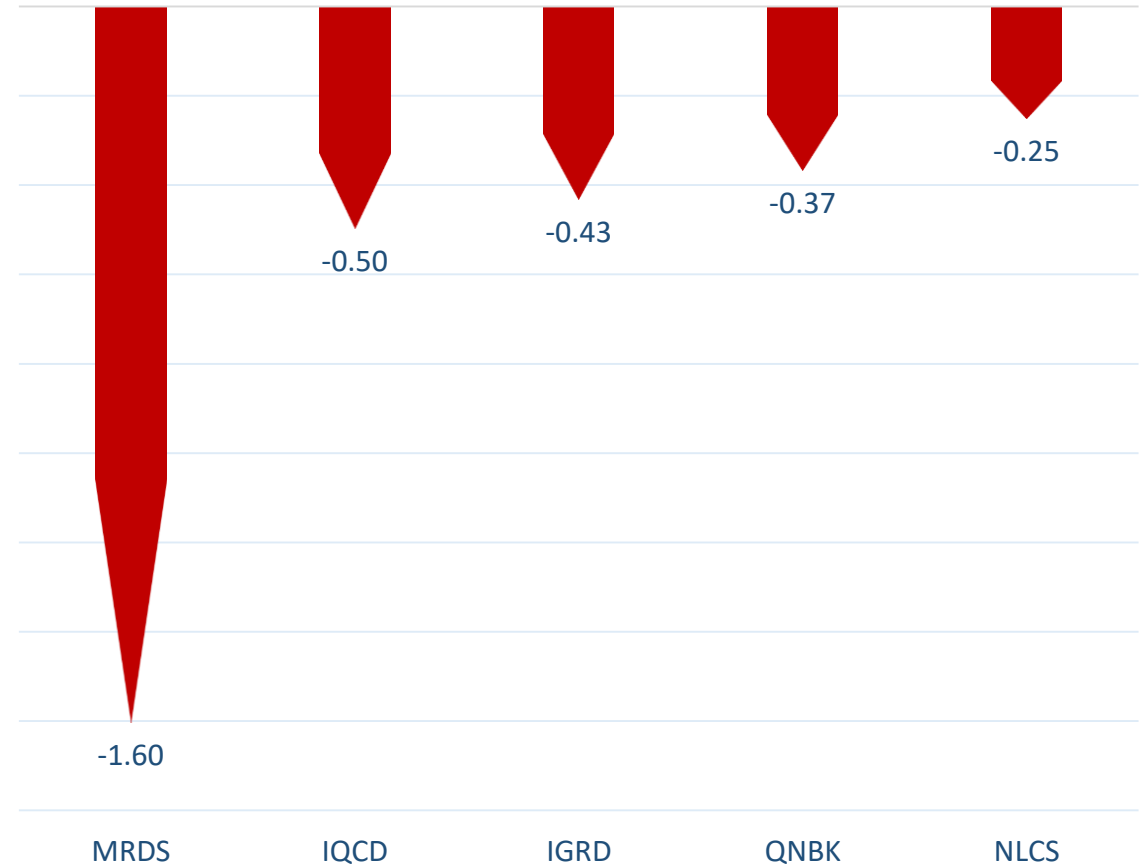
Nationality	Buy %	Sell %	Net
Qataris	59.85%	62.21%	-2.36%
GCC	3.32%	5.93%	-2.61%
Arab	6.64%	7.89%	-1.25%
Foreigners	24.58%	21.95%	6.22%

Top 5 Companies bought (net) by **Foreigners** in the last session



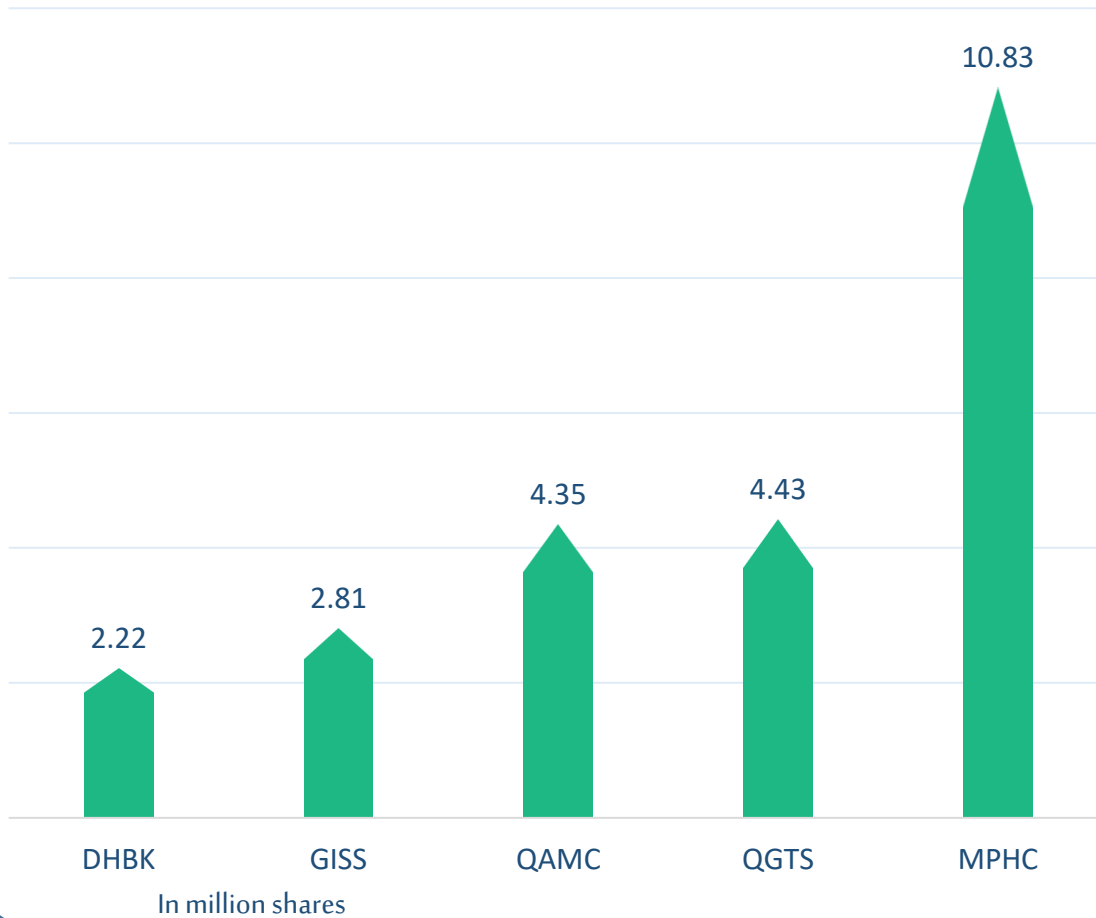
In million shares

Top 5 Companies sold (net) by **Foreigners** in the last session

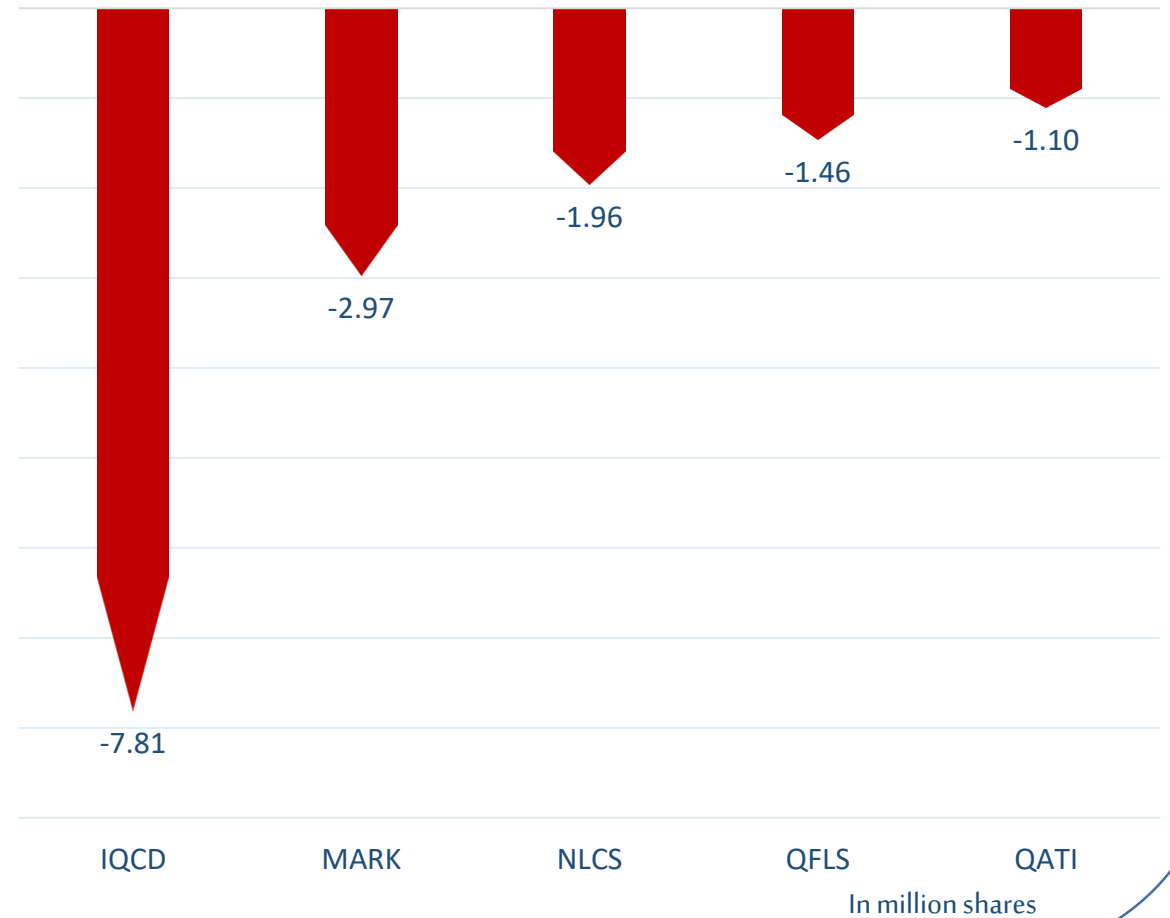


In million shares

### Top 5 Companies bought (net) by **Foreigners** over the last 5 Sessions



### Top 5 Companies sold (net) by **Foreigners** over the last 5 Sessions





The figures represent a change in the number of shares.

Daily Change: The net change between 23<sup>th</sup> and 22<sup>th</sup> of January trading sessions

Change for the last 5 sessions: The total daily net change for the last 5 sessions.

Change for the last 10 sessions: The total daily net change for the last 10 sessions.

Change for the last 20 sessions: The total daily net change for the last 20 sessions.

## **DISCLAIMER:**

The information contained was obtained from various public sources believed to be reliable, but we do not guarantee its accuracy. Wasata Financial Securities makes no representations or warranties (express or implied) regarding the data and information provided and Wasata Financial Securities does not represent that the information content of this document is complete, or free from any error, not misleading, or fit for any particular purpose. This report document provides general information only. Neither the information nor any opinion expressed constitutes an offer or an invitation to make an offer, to buy or sell any securities or other investment products related to such securities or investments.

This report document contained is subject to change without prior notice. Wasata assumes no responsibility to update the information in this report document.



Prepared by Financial Advisory Department



+974 44498880  
ramzi.qasmieh@Wasata.qa