



Daily Report for Ownership Changes

24th of January 2024 Session

Company									24-Jan			
	Qatari				GCC				Foreigners			
	Daily Chg.	Last 5 Sessions Chg.	Last 10 Sessions Chg.	Last 20 Sessions Chg.	Daily Chg.	Last 5 Sessions Chg.	Last 10 Sessions Chg.	Last 20 Sessions Chg.	Daily Chg.	Last 5 Sessions Chg.	Last 10 Sessions Chg.	Last 20 Sessions Chg.
QNBK	290,830	1,025,978	-7,501,176	-2,245,434	0	-8,000	11,500	-482,952	-290,830	-1,017,978	7,489,676	2,728,386
QIBK	70,589	-298,589	-6,333,476	-5,225,616	0	-33,036	28,600	18,669	-70,589	331,625	6,304,876	5,206,947
CBOK	-995,739	-622,060	-15,734,498	-15,715,159	-41,496	-19,567	15,433	180,433	1,037,235	641,627	15,719,065	15,534,726
DHBK	-858,763	-3,519,780	-3,002,740	-3,915,323	0	1,143	1,698	-48,302	858,763	3,518,637	3,001,042	3,963,625
ABQK	0	-18,382	-21,516	-17,036	0	0	0	0	0	18,382	21,516	17,036
QIIK	56,665	469,571	335,973	85,523	-1,000	-14,500	-80,251	-87,454	-55,665	-455,071	-255,722	1,931
MARK	3,949,890	6,319,116	6,760,080	10,377,581	22,001	-65,607	-1,461,661	-1,418,975	-3,971,891	-6,253,509	-5,298,419	-8,958,606
DUBK	-358,540	-1,404,767	-2,842,044	-3,161,853	215	34,743	39,043	39,003	358,325	1,370,024	2,803,001	3,122,850
QFBQ	1,372,825	1,396,899	2,772,239	3,347,006	0	-21,000	-412,378	-699,995	-1,372,825	-1,375,899	-2,359,861	-2,647,011
NLCS	1,669,683	3,526,366	3,954,303	8,676,396	-3,000	24,551	-71,798	-510,272	-1,666,683	-3,550,917	-3,882,505	-8,166,124
DBIS	171,589	-159,500	434,933	428,976	-39,000	-43,900	-20,080	-92,893	-132,589	203,400	-414,853	-336,083
QOIS	20,728	102,878	829,481	1,508,990	0	0	0	109,363	-20,728	-102,878	-829,481	-1,618,353
IHGS	17,508	64,723	-97,323	-162,621	-920	-920	4,080	-25,020	-16,588	-63,803	93,243	187,641
ZHCD	5,468	4,069	3,531	-1,385	0	-300	-2,200	-2,200	-5,468	-3,769	-1,331	3,585
QGMD	-63,538	-414,733	-1,873,201	-2,889,504	-100	-17,419	5,501	13,796	63,638	432,152	1,867,700	2,875,708
SIIS	-1,611,637	-1,446,930	-281,412	-1,795,653	-1	45,619	-172,875	-225,045	1,611,638	1,401,311	454,287	2,020,698
BLDN	-598,854	-1,074,611	-1,165,182	-2,283,326	0	-4,810	91,111	33,405	598,854	1,079,421	1,074,071	2,249,921
MCGS	-33,271	350,116	1,153,635	1,947,016	0	36,715	75,573	79,998	33,271	-386,831	-1,229,208	-2,027,014
QCFS	0	0	0	770	0	0	0	0	0	0	0	-770
QFLS	1,261,656	2,642,310	2,828,439	3,225,821	1,500	22,287	22,494	-139,745	-1,263,156	-2,664,597	-2,850,933	-3,086,076
WDAM	-37,253	-392,348	-46,166	222,034	0	93,167	93,167	83,490	37,253	299,181	-47,001	-305,524
MCCS	12,386	16,900	147,273	643,912	0	0	0	0	-12,386	-16,900	-147,273	-643,912
MERS	37,586	26,200	62,423	432,573	0	500	-4,250	1,019	-37,586	-26,700	-58,173	-433,592
MEZA	1,790	-54,277	83,443	-1,006,876	0	4,649	4,649	-3,136	-1,790	49,628	-88,092	1,010,012
QIMD	-273,621	-383,665	-479,359	-888,314	324	324	324	324	273,297	383,341	479,035	887,990

Company	24-Jan											
	Qatari				GCC				Foreigners			
	Daily Chg.	Last 5 Sessions Chg.	Last 10 Sessions Chg.	Last 20 Sessions Chg.	Daily Chg.	Last 5 Sessions Chg.	Last 10 Sessions Chg.	Last 20 Sessions Chg.	Daily Chg.	Last 5 Sessions Chg.	Last 10 Sessions Chg.	Last 20 Sessions Chg.
QNCD	-609,045	-1,125,921	-1,303,882	-1,291,402	350	2,336	3,867	151,855	608,695	1,123,585	1,300,015	1,139,547
IQCD	-261,588	6,162,821	-1,640,668	-756,363	-50,820	63,628	73,993	134,854	312,408	-6,226,449	1,566,675	621,509
QIGD	187,852	-429,771	-770,517	-1,782,436	0	0	-60,000	298	-187,852	429,771	830,517	1,782,138
QEWS	-7,282	614,417	-2,056,138	-2,667,067	0	0	0	1,540	7,282	-614,417	2,056,138	2,665,527
AHCS	129,882	394,257	276,516	4,726,253	0	0	-30,000	-41,500	-129,882	-394,257	-246,516	-4,684,753
GISS	-807,263	-4,347,495	-6,158,656	-7,794,713	-20	136,808	-94,395	-107,816	807,283	4,210,687	6,253,051	7,902,529
MPHC	-3,706,200	-13,253,176	-14,314,620	-49,109,730	-24,659	170,939	183,955	-267,412	3,730,859	13,082,237	14,130,665	49,377,142
IGRD	-1,989,855	-2,233,114	-2,417,667	-402,556	-5,000	17,900	-30,600	33,488	1,994,855	2,215,214	2,448,267	369,068
QAMC	-5,634,752	-10,310,600	-7,715,363	-609,500	112,914	63,469	-11,352	-54,488	5,521,838	10,247,131	7,726,715	663,988
QATI	116,528	778,694	-9,113,676	-1,710,681	0	370,642	487,000	490,000	-116,528	-1,149,336	8,626,676	1,220,681
DOHI	-13,430	18,484	42,636	-133,347	12,930	55,013	24,624	214,043	500	-73,497	-67,260	-80,696
QGRI	-2,671	4,191	38,462	296,057	25,604	25,604	-72,792	-637,115	-22,933	-29,795	34,330	341,058
AKHI	-149,573	-130,489	-128,430	-244,000	0	0	0	25,000	149,573	130,489	128,430	219,000
QISI	-6,050	79,647	14,336	88,050	0	0	0	0	6,050	-79,647	-14,336	-88,050
BEMA	0	-101,260	-101,810	-86,857	0	0	0	0	0	101,260	101,810	86,857
QLMI	-5,734	174,948	200,234	1,029,591	0	0	100,600	100,600	5,734	-174,948	-300,834	-1,130,191
UDCD	34,093	-1,111,619	-13,017,608	-11,788,424	78,097	399,339	466,242	396,142	-112,190	712,280	12,551,366	11,392,282
BRES	-264,939	-804,024	-1,192,396	-3,539,337	0	0	-255	285	264,939	804,024	1,192,651	3,539,052
ERES	-647,877	-2,037,782	-2,008,182	-4,779,169	-93,836	-14,317	-109,317	36,813	741,713	2,052,099	2,117,499	4,742,356
MRDS	-1,097,564	322,771	-324,076	-2,720,959	23,809	221,185	-221,658	316,630	1,073,755	-543,956	545,734	2,404,329
ORDS	-68,895	-1,459,350	-6,745,246	-5,003,208	-7	-40,757	-314,634	-207,517	68,902	1,500,107	7,059,880	5,210,725
VFQS	-1,509,983	-2,161,949	-4,118,425	766,023	-65,360	-75,610	-95,610	-632,745	1,575,343	2,237,559	4,214,035	-133,278
QNNS	184,233	-653,210	-7,066,946	-10,821,961	0	0	0	-6,100	-184,233	653,210	7,066,946	10,828,061
GWCS	-950,855	-2,780,938	-2,973,947	-5,584,709	0	-55,000	-55,000	-40,000	950,855	2,835,938	3,028,947	5,624,709
QGTS	-1,321,039	-6,426,067	-6,461,295	-15,670,896	-5,070	-343,507	-783,189	-548,602	1,326,109	6,769,574	7,244,484	16,219,498

Trading values by nationality for the last Session

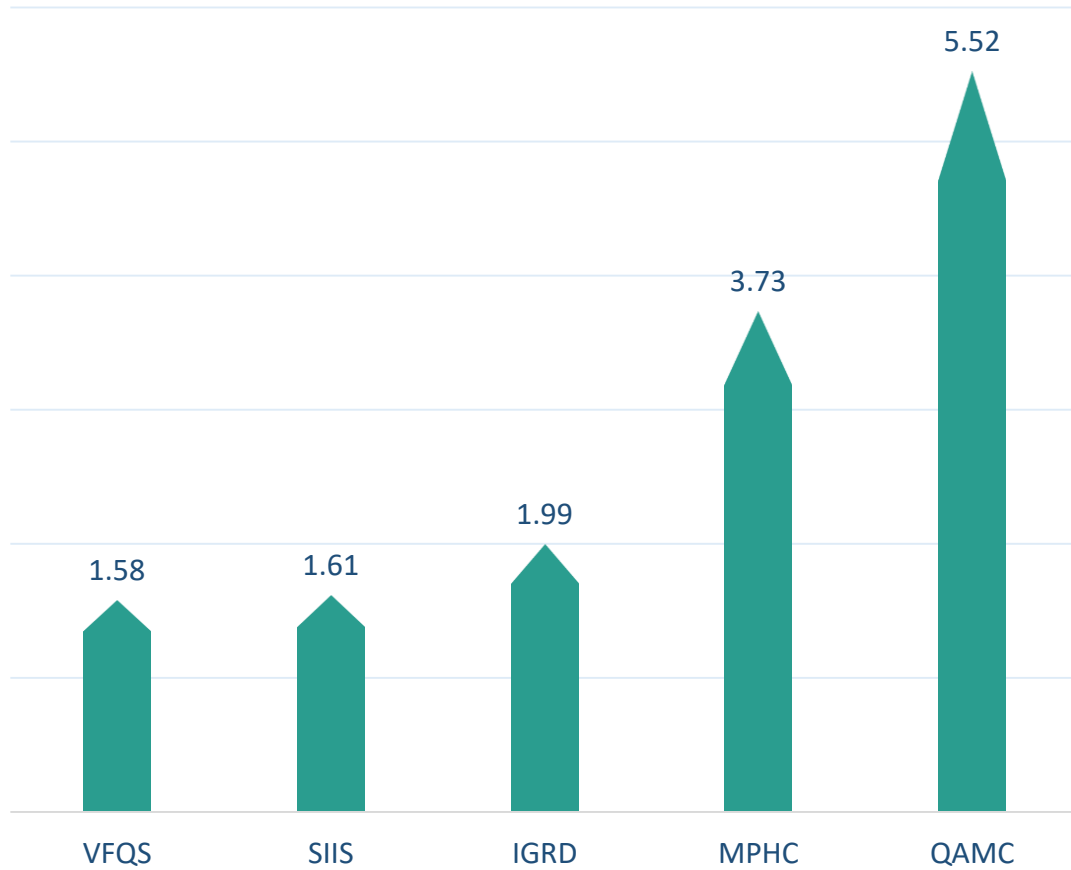
Nationality	Purchasing Value	Selling Value	Difference
Qataris	375.71	383.54	-7.83
GCC	15.72	26.76	-11.04
Arab	40.69	44.44	-3.75
Foreigners	156.01	133.39	22.63
Total	588.13	588.13	0.00

In million QAR

Trading by nationality for the last Session

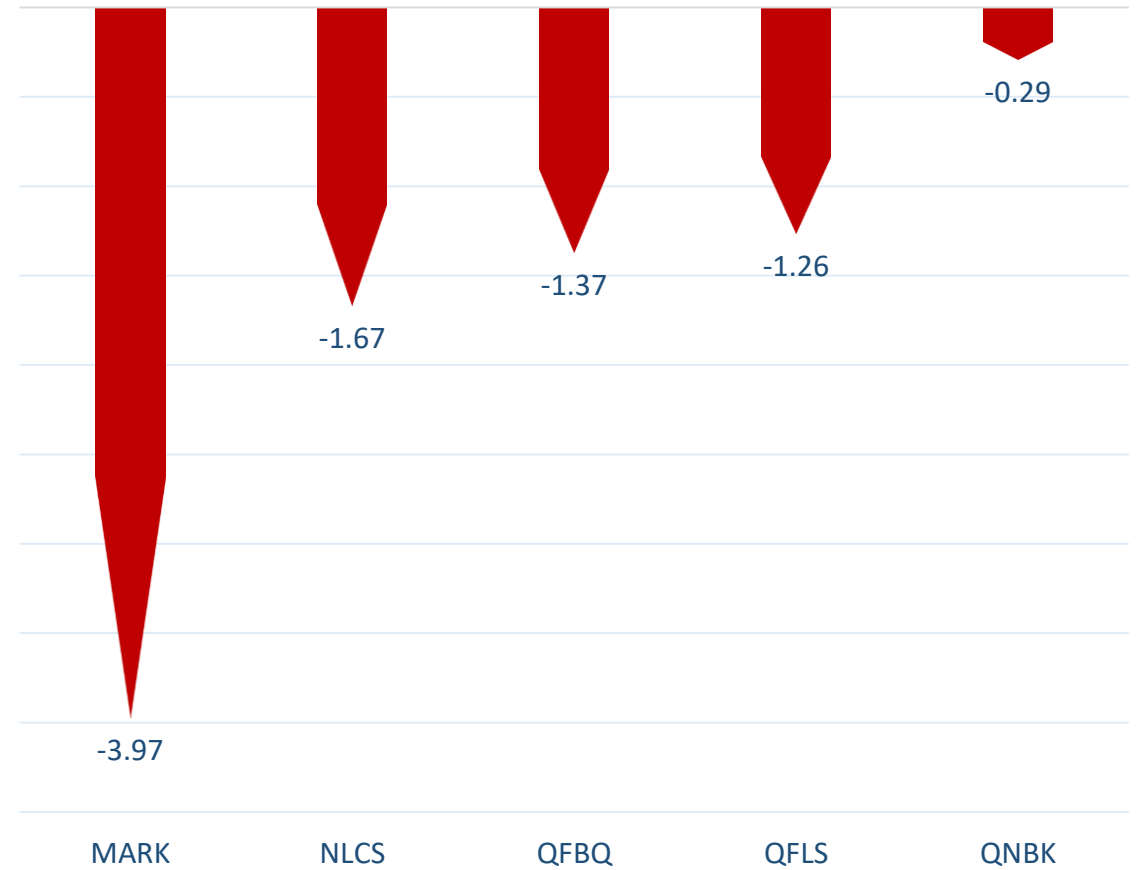
Nationality	Buy %	Sell %	Net
Qataris	63.88%	65.21%	-1.33%
GCC	2.67%	4.55%	-1.88%
Arab	6.92%	7.56%	-0.64%
Foreigners	24.58%	21.95%	3.85%

Top 5 Companies bought (net) by **Foreigners** in the last session



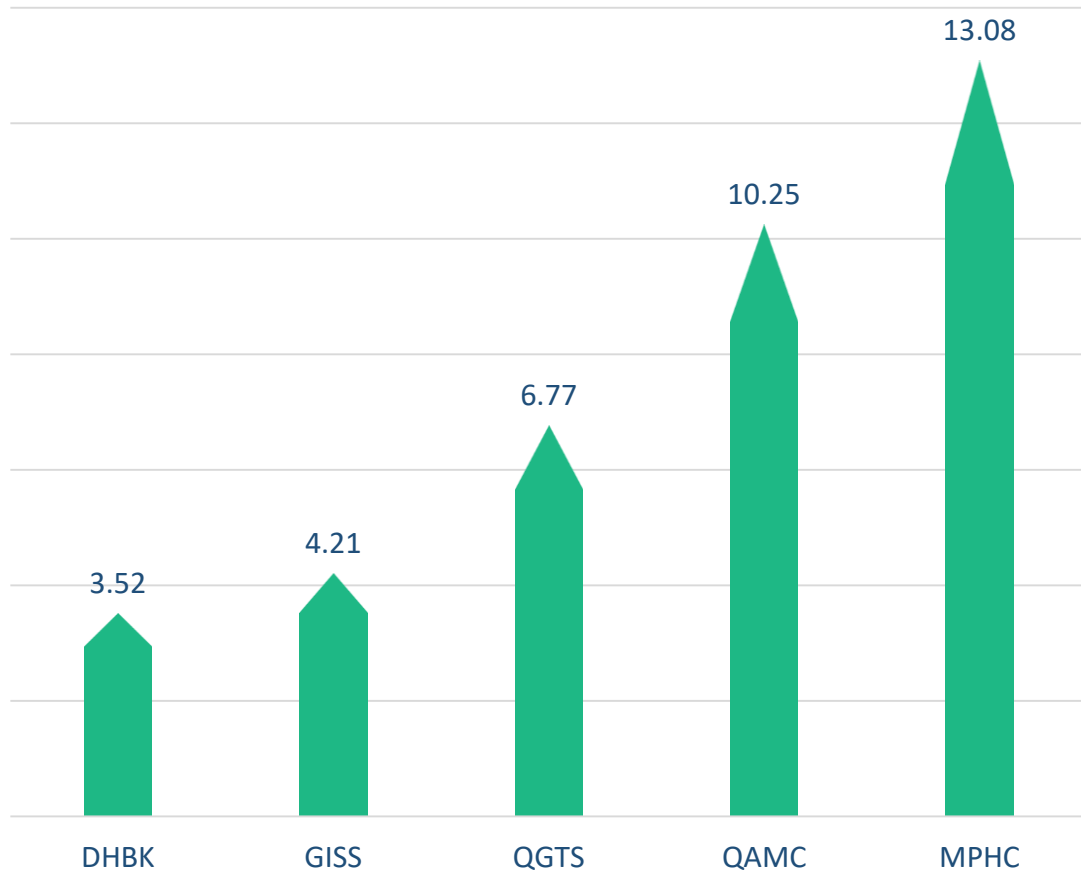
In million shares

Top 5 Companies sold (net) by **Foreigners** in the last session



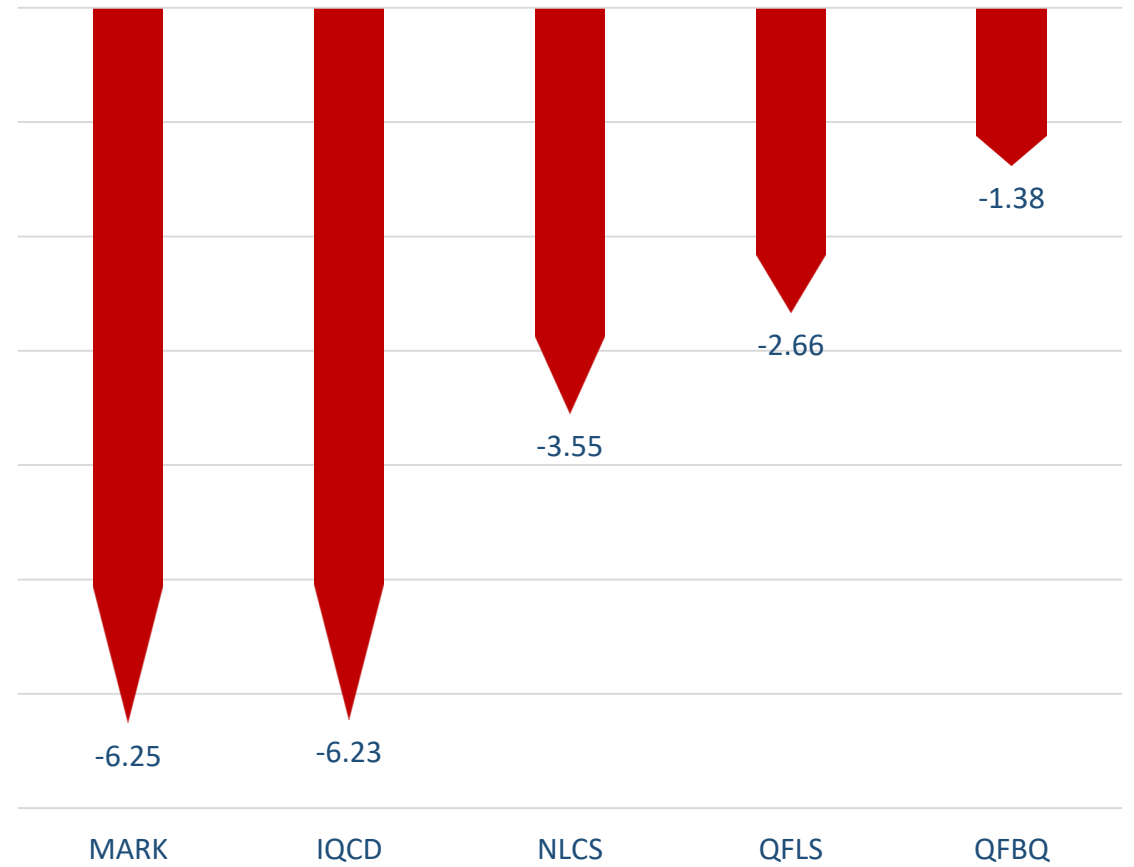
In million shares

Top 5 Companies bought (net) by **Foreigners** over the last 5 Sessions



In million shares

Top 5 Companies sold (net) by **Foreigners** over the last 5 Sessions



In million shares



The figures represent a change in the number of shares.

Daily Change: The net change between 24th and 23th of January trading sessions

Change for the last 5 sessions: The total daily net change for the last 5 sessions.

Change for the last 10 sessions: The total daily net change for the last 10 sessions.

Change for the last 20 sessions: The total daily net change for the last 20 sessions.

DISCLAIMER:

The information contained was obtained from various public sources believed to be reliable, but we do not guarantee its accuracy. Wasata Financial Securities makes no representations or warranties (express or implied) regarding the data and information provided and Wasata Financial Securities does not represent that the information content of this document is complete, or free from any error, not misleading, or fit for any particular purpose. This report document provides general information only. Neither the information nor any opinion expressed constitutes an offer or an invitation to make an offer, to buy or sell any securities or other investment products related to such securities or investments.

This report document contained is subject to change without prior notice. Wasata assumes no responsibility to update the information in this report document.



Prepared by Financial Advisory Department


وساطة
WASATA
للأوراق المالية
FINANCIAL SECURITIES

+974 44498880

ramzi.qasmieh@Wasata.qa