



## Daily Report for Ownership Changes

26<sup>th</sup> of December 2023 Session

Company									26-Dec			
	Qatari				GCC				Foreigners			
	Daily Chg.	Last 5 Sessions Chg.	Last 10 Sessions Chg.	Last 20 Sessions Chg.	Daily Chg.	Last 5 Sessions Chg.	Last 10 Sessions Chg.	Last 20 Sessions Chg.	Daily Chg.	Last 5 Sessions Chg.	Last 10 Sessions Chg.	Last 20 Sessions Chg.
QNBK	3,637,351	8,489,846	11,023,576	11,725,500	0	-4,650	345,841	345,665	-3,637,351	-8,485,196	-11,369,417	-12,071,165
QIBK	-252,185	-2,146,804	-4,496,893	-4,446,623	-7,500	-84,700	-85,613	-83,901	259,685	2,231,504	4,582,506	4,530,524
CBQK	184,156	-340,679	-2,028,479	-1,389,334	0	-96,575	-96,575	-93,975	-184,156	437,254	2,125,054	1,483,309
DHBK	529,598	693,678	-927,000	-9,731,830	0	15,094	15,094	-35,949	-529,598	-708,772	911,906	9,767,779
ABQK	0	0	-5,600	-5,600	0	0	0	0	0	0	5,600	5,600
QIIK	-100,175	-481,512	-741,576	-2,161,224	90	-15,907	-15,907	-17,047	100,085	497,419	757,483	2,178,271
MARK	49,824	-90,336	24,543,284	33,243,591	-226,951	193,056	30,234	-132,325	177,127	-102,720	-24,573,518	-33,111,266
DUBK	-330,094	-428,804	-3,711,976	-4,262,190	0	195,311	193,003	96,850	330,094	233,493	3,518,973	4,165,340
QFBQ	-114,460	-1,760,157	-2,832,488	-2,848,359	0	29,206	-19,615	-107,115	114,460	1,730,951	2,852,103	2,955,474
NLCS	-68,539	-1,027,243	-3,101,533	-4,032,502	-4,281	221,772	225,275	265,001	72,820	805,471	2,876,258	3,767,501
DBIS	119,493	-250,285	-229,967	-133,755	-8,164	-22,426	-1,445	7,305	-111,329	272,711	231,412	126,450
QOIS	-190,658	161,906	160,456	178,524	-49,780	-229,991	-267,768	-336,838	240,438	68,085	107,312	158,314
IHGS	17,687	-32,397	196,724	182,650	6,100	29,100	-10,603	-3,408	-23,787	3,297	-186,121	-179,242
ZHCD	0	-50	-50	6,286	0	0	0	0	0	50	50	-6,286
QGMMD	-73,420	-589,457	-736,746	-1,121,284	0	48,153	1,145	-16,169	73,420	541,304	735,601	1,137,453
SIIS	-344,152	159,304	652,756	-1,908,758	0	462,114	542,281	472,358	344,152	-621,418	-1,195,037	1,436,400
BLDN	-33,388	106,221	-462,143	519,552	0	0	45,507	53,812	33,388	-106,221	416,636	-573,364
MCGS	10,229	37,178	-11,122	-334,818	0	11,314	11,314	11,314	-10,229	-48,492	-192	323,504
QCFS	0	-7,360	-7,360	-7,360	0	0	0	0	0	7,360	7,360	7,360
QFLS	83,461	304,961	438,182	815,864	0	1,250	1,259	1,268	-83,461	-306,211	-439,441	-817,132
WDAM	260,988	-155,872	-362,345	-200,008	-75,170	-102,581	3,732	-16,080	-185,818	258,453	358,613	216,088
MCCS	127,980	16,652	405,257	816,304	0	-10,250	-36,750	-9,250	-127,980	-6,402	-368,507	-807,054
MERS	-7,416	23,807	40,299	-34,937	0	-7	-7	271	7,416	-23,800	-40,292	34,666
MEZA	-468,161	-1,021,918	-1,372,600	-3,171,889	-5,183	-5,183	1,817	1,817	473,344	1,027,101	1,370,783	3,170,072
QJMD	0	0	-51,179	27,505	0	0	0	0	0	0	51,179	-27,505

									26-Dec			
Company	Qatari				GCC				Foreigners			
	Daily Chg.	Last 5 Sessions Chg.	Last 10 Sessions Chg.	Last 20 Sessions Chg.	Daily Chg.	Last 5 Sessions Chg.	Last 10 Sessions Chg.	Last 20 Sessions Chg.	Daily Chg.	Last 5 Sessions Chg.	Last 10 Sessions Chg.	Last 20 Sessions Chg.
QNCD	46,186	23,636	244,283	560,331	0	625	-18,835	-18,835	-46,186	-24,261	-225,448	-541,496
IQCD	232,410	2,137,310	-969,326	3,163,346	500	69,478	71,570	104,769	-232,910	-2,206,788	897,756	-3,268,115
QIGD	-4,927	-116,247	13,249	-1,168,744	0	0	0	0	4,927	116,247	-13,249	1,168,744
QEWS	-137,394	-256,242	-521,163	-171,722	8,750	30,955	66,960	76,960	128,644	225,287	454,203	94,762
AHCS	18,823	-111,797	-86,673	739,274	0	0	0	0	-18,823	111,797	86,673	-739,274
GISS	-269,531	945,255	2,739,350	6,392,649	-120,001	-223,204	-231,996	-108,046	389,532	-722,051	-2,507,354	-6,284,603
MPHC	-729,678	223,809	535,368	-5,579,627	8,170	13,935	13,935	55,447	721,508	-237,744	-549,303	5,524,180
IGRD	86,001	497,005	725,497	-555,460	0	-9,628	-500,000	-536,743	-86,001	-487,377	-225,497	1,092,203
QAMC	5,301	-16,642,331	-25,907,239	-25,920,073	-271,069	-220,581	-1,419,460	-1,558,228	265,768	16,862,912	27,326,699	27,478,301
QATI	172,194	432,753	2,263,972	2,422,792	-20,000	8,750	8,505	13,500	-152,194	-441,503	-2,272,477	-2,436,292
DOHI	-850	72,365	-71,850	-37,687	0	0	-1,844	-1,844	850	-72,365	73,694	39,531
QGRI	-458	3,839	52,574	12,527	0	0	-50,000	-50,000	458	-3,839	-2,574	37,473
AKHI	65,637	-9,030	8,054	-110,918	32,573	72,573	27,832	-9,768	-98,210	-63,543	-35,886	120,686
QISI	508	-2,523	-16,723	45,348	0	0	0	0	-508	2,523	16,723	-45,348
BEMA	0	-2,644	-2,070	16,335	0	0	0	0	0	2,644	2,070	-16,335
QLMI	-4,500	803,338	1,295,922	4,666,632	0	0	61,000	61,000	4,500	-803,338	-1,356,922	-4,727,632
UDCD	-375,576	-23,717	2,880,014	5,797,854	0	203,009	137,936	134,936	375,576	-179,292	-3,017,950	-5,932,790
BRES	-501,398	-1,270,784	-2,398,707	-5,134,446	0	7,670	7,670	7,670	501,398	1,263,114	2,391,037	5,126,776
ERES	871,499	-295,158	1,071,674	-2,083,137	-356,815	-101,028	326,029	416,938	-514,684	396,186	-1,397,703	1,666,199
MRDS	367,593	-2,816,853	-1,128,733	-3,035,162	8,171	-106,723	-148,085	-50,796	-375,764	2,923,576	1,276,818	3,085,958
ORDS	71,891	1,211,636	926,085	1,003,148	-28,500	-162,926	-305,807	-311,660	-43,391	-1,048,710	-620,278	-691,488
VFQS	134,865	-370,150	-801,760	-1,742,657	0	9,219	23,219	23,219	-134,865	360,931	778,541	1,719,438
QNNS	-87,662	-1,165,430	-8,450,368	-9,031,598	0	4,390	7,088	8,522	87,662	1,161,040	8,443,280	9,023,076
GWCS	27,630	-164,305	-47,549	-356,671	0	-5,000	0	0	-27,630	169,305	47,549	356,671
QGTS	-898,827	-7,049,117	5,293,006	10,487,165	-38,866	-176,399	-931,425	-896,882	937,693	7,225,516	-4,361,581	-9,590,283

## Trading values by nationality for the last Session

Nationality	Purchasing Value	Selling Value	Difference
Qataris	351.56	303.75	47.81
GCC	7.81	114.54	-106.73
Arab	40.11	43.35	-3.24
Foreigners	103.39	41.22	62.17
Total	502.86	502.86	0.00

In million QAR

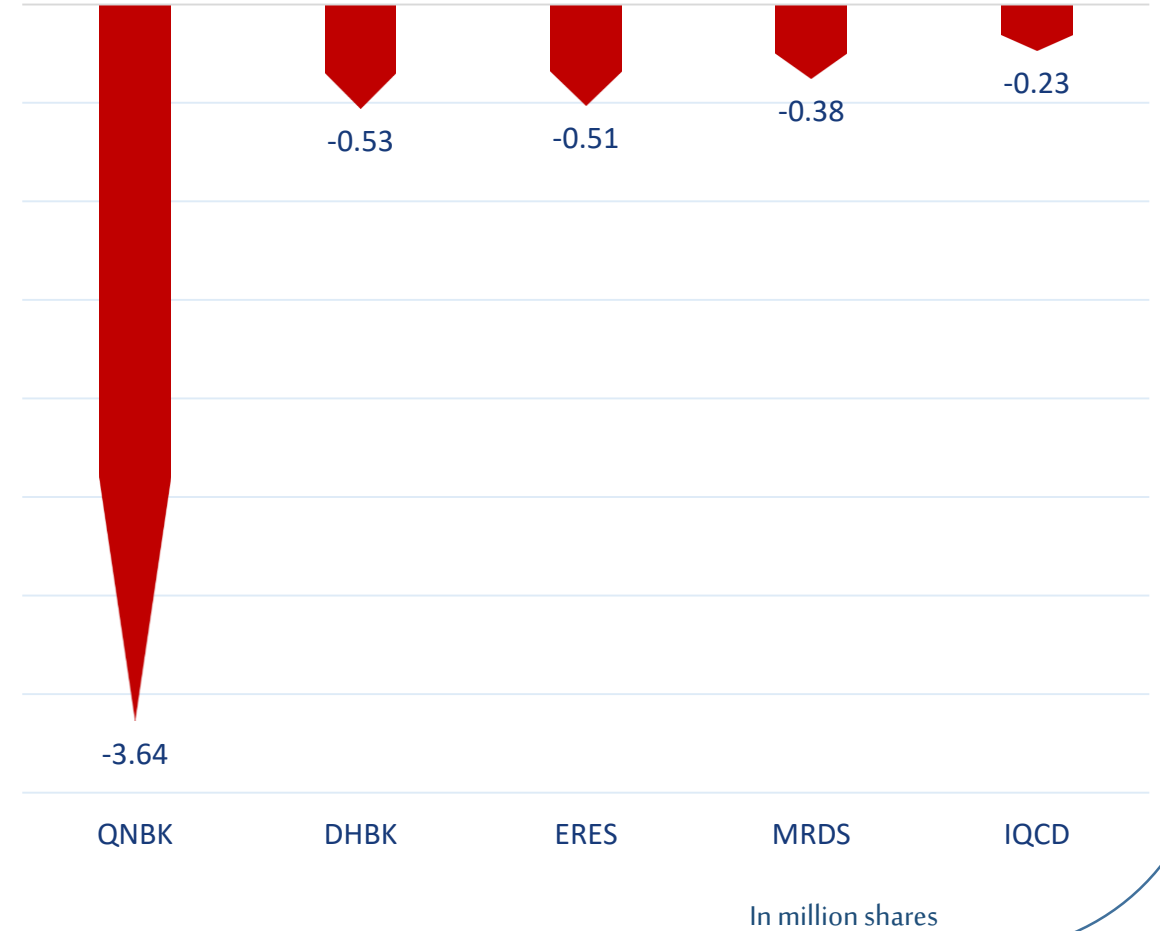
## Trading by nationality for the last session

Nationality	Buy %	Sell %	Net
Qataris	69.91%	60.40%	9.51%
GCC	1.55%	22.78%	-21.22%
Arab	7.98%	8.62%	-0.65%
Foreigners	24.58%	21.95%	12.36%

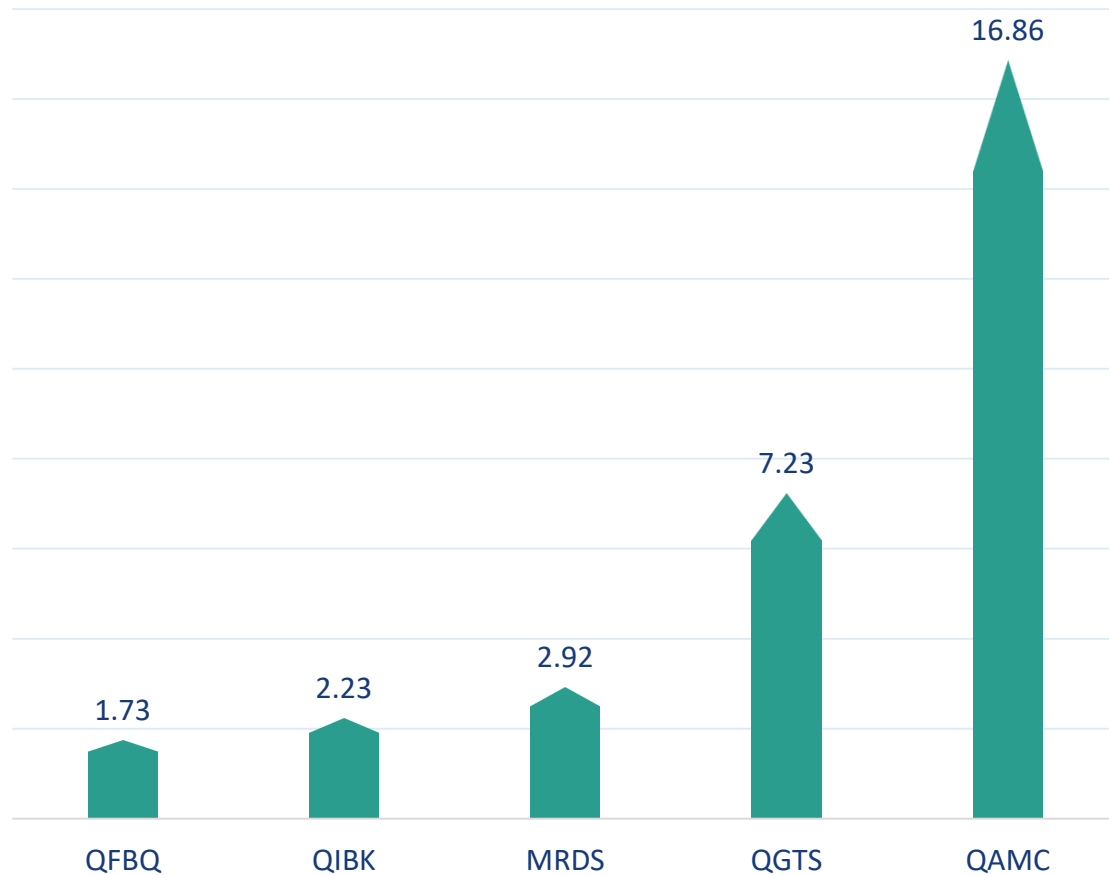
### Top 5 Companies bought (net) by **Foreigners** in the last session



### Top 5 Companies sold (net) by **Foreigners** in the last session

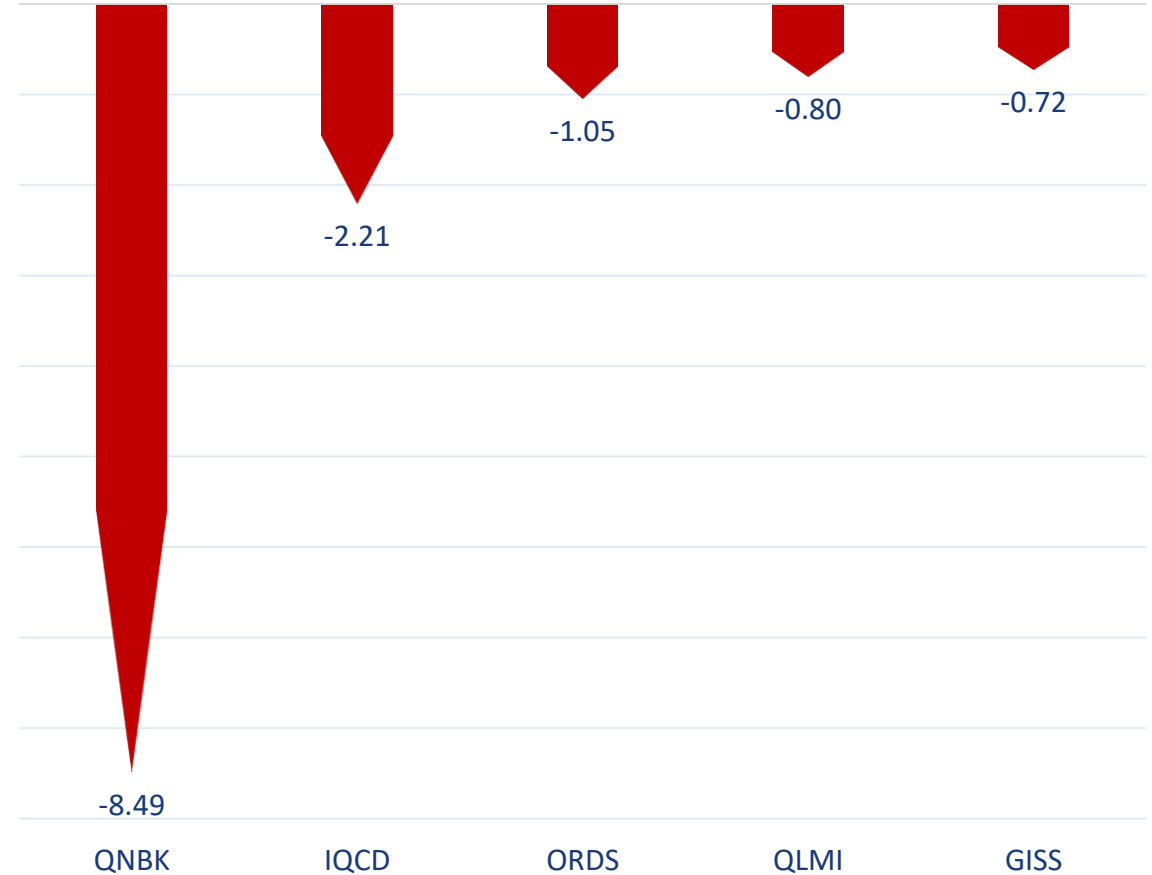


Top 5 Companies bought (net) by **Foreigners** over the last 5 Sessions



In million shares

Top 5 Companies sold (net) by **Foreigners** over the last 5 Sessions



In million shares



The figures represent a change in the number of shares.

Daily Change: The net change between 26<sup>th</sup> and 25<sup>th</sup> of December trading sessions

Change for the last 5 sessions: The total daily net change for the last 5 sessions.

Change for the last 10 sessions: The total daily net change for the last 10 sessions.

Change for the last 20 sessions: The total daily net change for the last 20 sessions.

## **DISCLAIMER:**

The information contained was obtained from various public sources believed to be reliable, but we do not guarantee its accuracy. Wasata Financial Securities makes no representations or warranties (express or implied) regarding the data and information provided and Wasata Financial Securities does not represent that the information content of this document is complete, or free from any error, not misleading, or fit for any particular purpose. This report document provides general information only. Neither the information nor any opinion expressed constitutes an offer or an invitation to make an offer, to buy or sell any securities or other investment products related to such securities or investments.

This report document contained is subject to change without prior notice. Wasata assumes no responsibility to update the information in this report document.





Prepared by Financial Advisory Department

  
وساطة  
WASATA  
للأوراق المالية  
FINANCIAL SECURITIES

+974 44498880

[ramzi.qasmieh@Wasata.qa](mailto:ramzi.qasmieh@Wasata.qa)