



Daily Report for Ownership Changes

28th of January 2024 Session

									28-Jan			
Company	Qatari				GCC				Foreigners			
	Daily Chg.	Last 5 Sessions Chg.	Last 10 Sessions Chg.	Last 20 Sessions Chg.	Daily Chg.	Last 5 Sessions Chg.	Last 10 Sessions Chg.	Last 20 Sessions Chg.	Daily Chg.	Last 5 Sessions Chg.	Last 10 Sessions Chg.	Last 20 Sessions Chg.
QNBK	-112,108	1,197,227	-8,427,947	-5,472,749	0	-10,000	144,500	19,150	112,108	-1,187,227	8,283,447	5,453,599
QIBK	190,849	-175,837	-6,415,745	-5,781,223	-1,000	-24,760	-60,596	17,749	-189,849	200,597	6,476,341	5,763,474
CBQK	369,661	-387,623	-15,429,435	-11,580,161	52,000	19,000	67,433	267,433	-421,661	368,623	15,362,002	11,312,728
DHBK	-69,272	-8,063,479	-6,252,457	-7,583,690	0	-14,000	-12,302	-42,302	69,272	8,077,479	6,264,759	7,625,992
ABQK	0	-4,090	-13,198	-9,526	0	0	-914	0	0	4,090	14,112	9,526
QIIK	8,200	182,894	247,523	-106,638	0	-15,500	-81,251	-89,451	-8,200	-167,394	-166,272	196,089
MARK	158,377	6,243,433	10,407,816	11,723,948	-1,547	-83,575	-208,146	-1,567,646	-156,830	-6,159,858	-10,199,670	-10,156,302
DUBK	-41,075	-1,103,587	-3,027,350	-3,507,046	0	6,055	49,941	49,901	41,075	1,097,532	2,977,409	3,457,145
QFBQ	-713,937	572,261	215,585	716,309	-110,524	-110,524	-601,524	-467,102	824,461	-461,737	385,939	-249,207
NLCS	-1,010,894	2,640,040	4,314,249	8,062,434	0	-17,053	-83,499	-312,732	1,010,894	-2,622,987	-4,230,750	-7,749,702
DBIS	-28,070	-218,539	420,208	372,996	0	-43,900	-19,900	-92,894	28,070	262,439	-400,308	-280,102
QOIS	-166,858	-192,284	221,027	671,171	0	0	0	109,363	166,858	192,284	-221,027	-780,534
IHGS	18,413	52,597	-23,103	-299,021	0	-920	4,080	-9,920	-18,413	-51,677	19,023	308,941
ZHCD	-940	17	3,915	-3,935	0	0	-2,200	-2,200	940	-17	-1,715	6,135
QGMD	-92,896	-330,811	-1,437,780	-1,716,445	0	-50,884	-19,037	-20,755	92,896	381,695	1,456,817	1,737,200
SIIS	-477,969	-1,192,810	-1,140,916	-1,216,353	0	113,252	-80,899	-346,777	477,969	1,079,558	1,221,815	1,563,130
BLDN	-175,065	-1,355,474	-629,590	-2,719,875	39	8,426	99,537	99,787	175,026	1,347,048	530,053	2,620,088
MCGS	3,283	-9,876	544,056	1,752,349	0	36,715	36,715	116,293	-3,283	-26,839	-580,771	-1,868,642
QCFS	0	0	0	0	0	0	0	0	0	0	0	0
QFLS	88,424	1,589,871	2,949,385	3,227,933	1,000	21,568	23,494	28,894	-89,424	-1,611,439	-2,972,879	-3,256,827
WDAM	-261,405	-525,880	-379,564	-105,553	0	-4,000	93,167	87,167	261,405	529,880	286,397	18,386
MCCS	-12,063	79,272	75,080	436,060	0	0	0	0	12,063	-79,272	-75,080	-436,060
MERS	-8,400	-12,580	32,829	401,198	0	500	1,000	1,019	8,400	12,080	-33,829	-402,217
MEZA	-10,000	-159,584	29,540	-538,443	0	4,649	4,649	16,918	10,000	154,935	-34,189	521,525
QIMD	29,985	-260,949	-439,232	-668,881	0	324	324	324	-29,985	260,625	438,908	668,557

									28-Jan			
Company	Qatari				GCC				Foreigners			
	Daily Chg.	Last 5 Sessions Chg.	Last 10 Sessions Chg.	Last 20 Sessions Chg.	Daily Chg.	Last 5 Sessions Chg.	Last 10 Sessions Chg.	Last 20 Sessions Chg.	Daily Chg.	Last 5 Sessions Chg.	Last 10 Sessions Chg.	Last 20 Sessions Chg.
QNCD	20,673	-751,030	-916,249	-1,056,355	0	-95,650	-92,133	55,855	-20,673	846,680	1,008,382	1,000,500
IQCD	-110,127	894,190	-2,278,468	-899,273	0	65,483	107,681	155,538	110,127	-959,673	2,170,787	743,735
QIGD	391,843	187,825	-235,150	-807,707	0	-4,347	-40,000	20,298	-391,843	-183,478	275,150	787,409
QEWS	14,701	200,129	-2,288,024	-2,224,962	0	0	0	7,540	-14,701	-200,129	2,288,024	2,217,422
AHCS	-19,227	526,451	283,488	3,997,792	0	0	-30,000	-41,500	19,227	-526,451	-253,488	-3,956,292
GISS	261,751	-2,068,834	-6,312,602	-8,117,284	584	73,486	-195,811	-102,034	-262,335	1,995,348	6,508,413	8,219,318
MPHC	32,643	-14,448,963	-16,938,021	-46,034,066	-46,418	37,066	201,428	105,078	13,775	14,411,897	16,736,593	45,928,988
IGRD	-89,078	-4,239,292	-4,575,337	-2,414,260	0	19,400	19,400	19,835	89,078	4,219,892	4,555,937	2,394,425
QAMC	1,663,035	-9,377,286	-9,322,252	11,735,239	536	57,979	-134,346	-54,054	-1,663,571	9,319,307	9,456,598	-11,681,185
QATI	436,487	1,797,895	-8,050,531	-1,193,906	0	-5,000	487,000	520,000	-436,487	-1,792,895	7,563,531	673,906
DOHI	-5,511	75,236	70,781	-25,265	0	16,498	57,043	214,043	5,511	-91,734	-127,824	-188,778
QGRI	0	3,412	38,462	324,610	0	25,604	-73,592	-556,472	0	-29,016	35,130	231,862
AKHI	32,289	-43,191	-136,664	-162,565	0	0	0	42,711	-32,289	43,191	136,664	119,854
QISI	-3,036	71,970	-9,304	67,227	0	0	0	0	3,036	-71,970	9,304	-67,227
BEMA	0	-59,627	-101,810	-87,763	0	0	0	0	0	59,627	101,810	87,763
QLMI	120,583	26,263	200,522	630,763	0	0	100,600	100,600	-120,583	-26,263	-301,122	-731,363
UDCD	-33,714	-1,622,054	-14,100,738	-12,723,011	0	253,339	611,187	798,130	33,714	1,368,715	13,489,551	11,924,881
BRES	40,229	-1,066,652	-1,850,577	-1,878,655	386	386	386	671	-40,615	1,066,266	1,850,191	1,877,984
ERES	291,649	-2,313,074	-900,876	-4,822,132	-63,018	-139,590	-204,589	-128,435	-228,631	2,452,664	1,105,465	4,950,567
MRDS	677,322	1,959,355	720,560	-1,376,685	0	69,989	-273,411	186,881	-677,322	-2,029,344	-447,149	1,189,804
ORDS	-3,282	-504,282	-7,850,712	-5,103,320	0	-60,766	-324,634	-85,454	3,282	565,048	8,175,346	5,188,774
VFQS	-288,586	-2,131,755	-3,612,608	-3,793,588	-15,000	-80,360	-110,610	-465,815	303,586	2,212,115	3,723,218	4,259,403
QNNS	-11,951	-112,895	-3,946,673	-10,529,587	0	0	0	-3,000	11,951	112,895	3,946,673	10,532,587
GWCS	-360,037	-3,224,042	-3,600,511	-6,108,532	0	-55,000	-55,000	-55,300	360,037	3,279,042	3,655,511	6,163,832
QGTS	-1,177,766	-6,801,122	-5,789,762	-9,187,093	501	-136,810	-659,713	-551,532	1,177,265	6,937,932	6,449,475	9,738,625

Trading values by nationality for the last Session

Nationality	Purchasing Value	Selling Value	Difference
Qataris	237.72	237.30	0.42
GCC	3.11	9.15	-6.04
Arab	27.93	28.56	-0.63
Foreigners	30.30	24.05	6.25
Total	299.06	299.06	0.00

In million QAR

Trading by nationality for the last Session

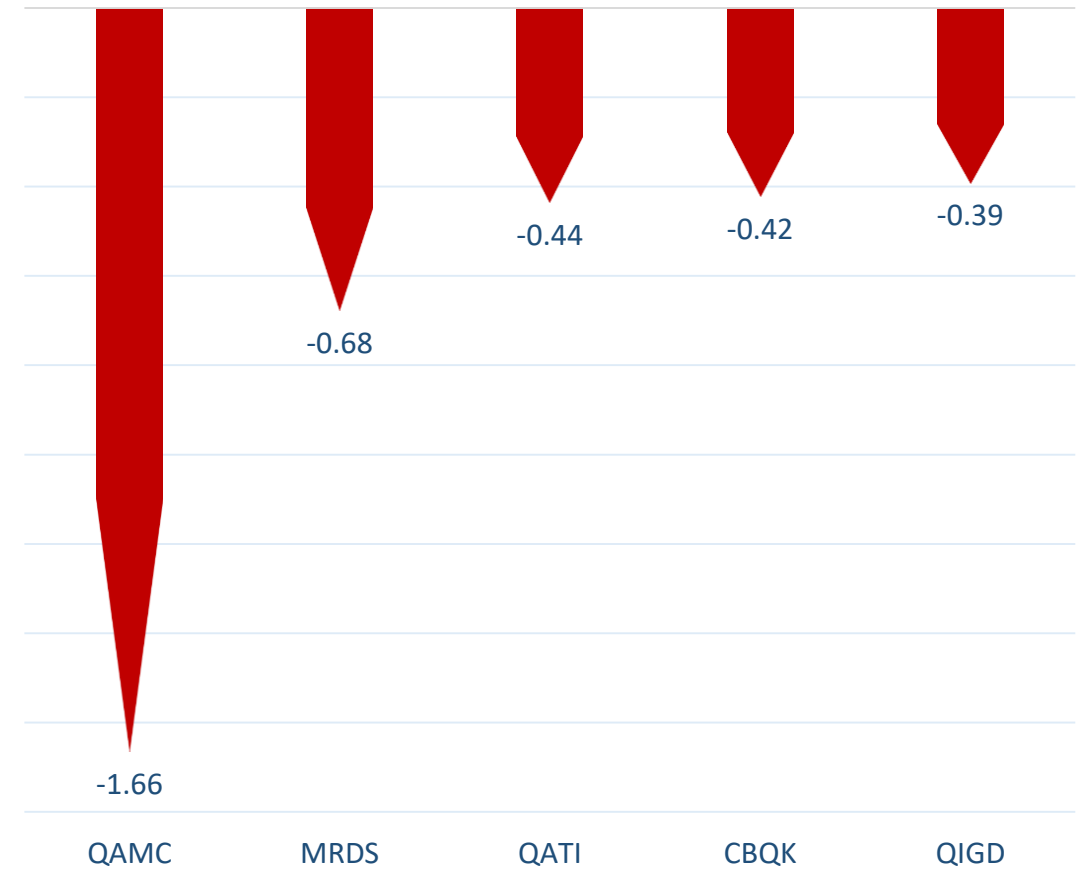
Nationality	Buy %	Sell %	Net
Qataris	79.49%	79.35%	0.14%
GCC	1.04%	3.06%	-2.02%
Arab	9.34%	9.55%	-0.21%
Foreigners	24.58%	21.95%	2.09%

Top 5 Companies bought (net) by **Foreigners** in the last session



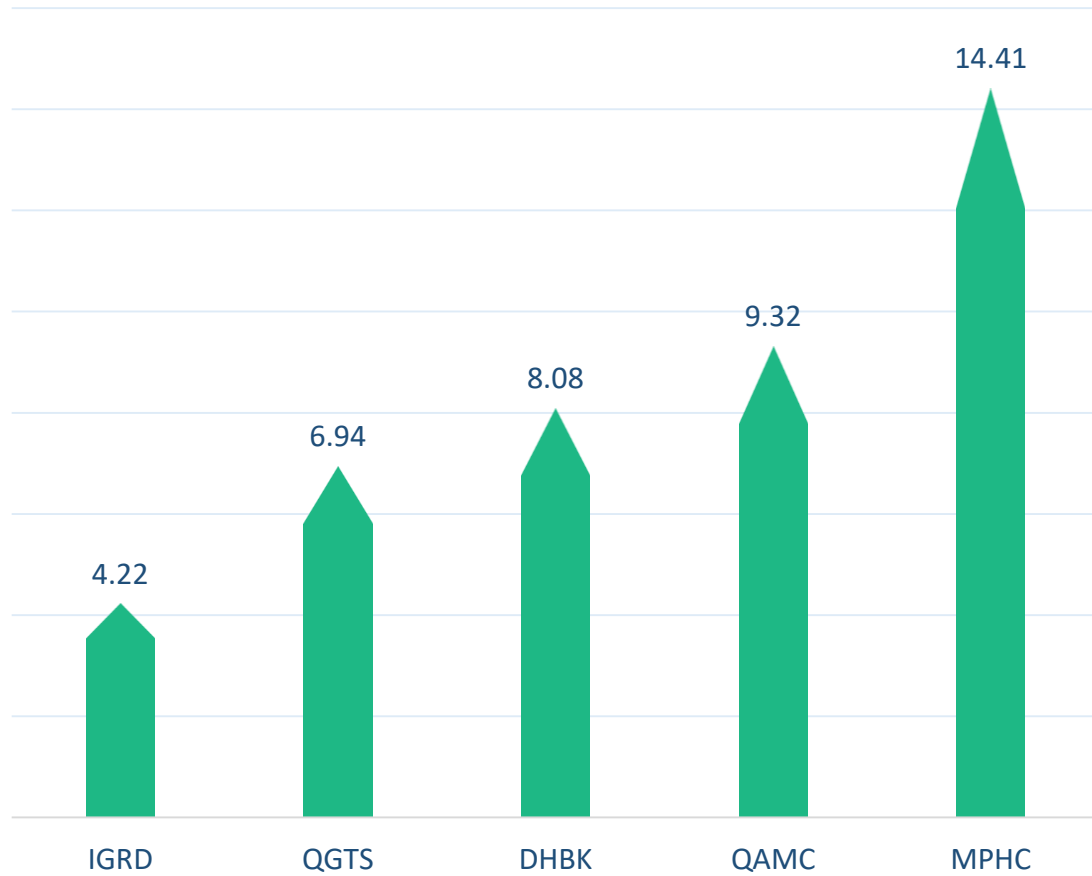
In million shares

Top 5 Companies sold (net) by **Foreigners** in the last session



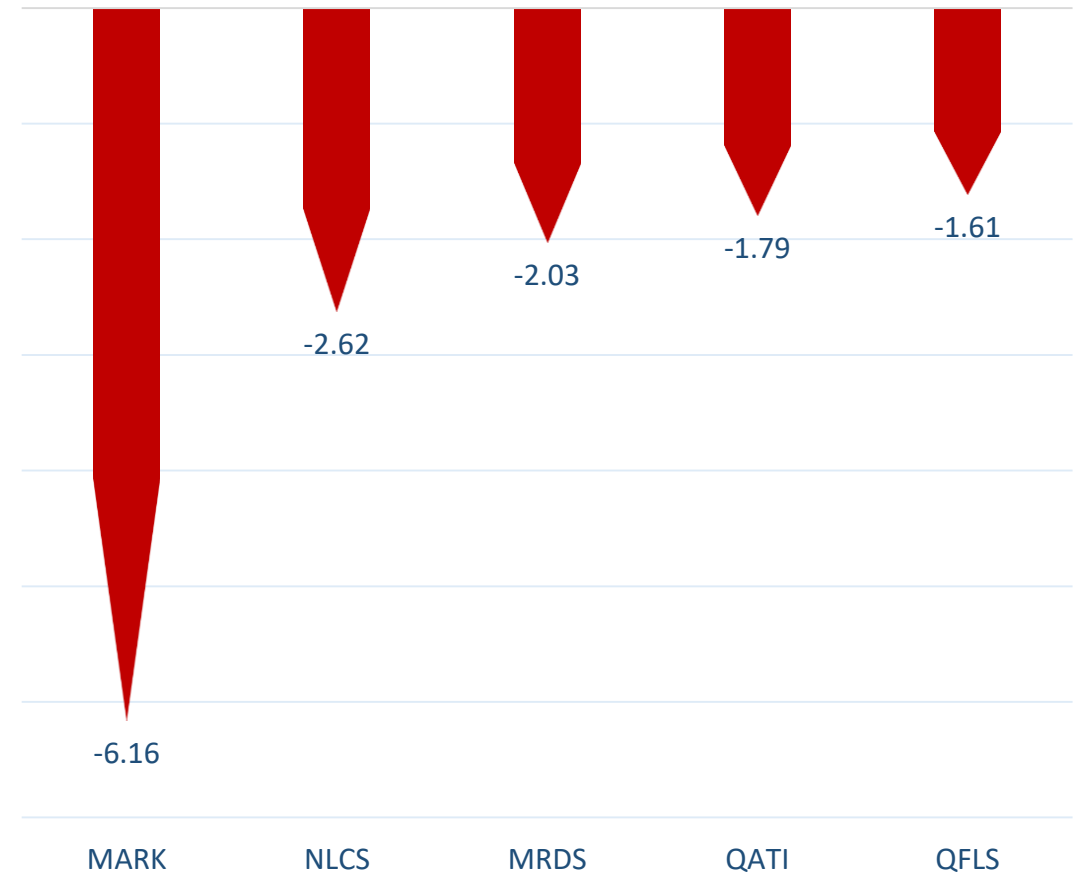
In million shares

Top 5 Companies bought (net) by **Foreigners** over the last 5 Sessions



In million shares

Top 5 Companies sold (net) by **Foreigners** over the last 5 Sessions



In million shares



The figures represent a change in the number of shares.

Daily Change: The net change between 28th and 25th of January trading sessions

Change for the last 5 sessions: The total daily net change for the last 5 sessions.


Change for the last 10 sessions: The total daily net change for the last 10 sessions.

Change for the last 20 sessions: The total daily net change for the last 20 sessions.

DISCLAIMER:

The information contained was obtained from various public sources believed to be reliable, but we do not guarantee its accuracy. Wasata Financial Securities makes no representations or warranties (express or implied) regarding the data and information provided and Wasata Financial Securities does not represent that the information content of this document is complete, or free from any error, not misleading, or fit for any particular purpose. This report document provides general information only. Neither the information nor any opinion expressed constitutes an offer or an invitation to make an offer, to buy or sell any securities or other investment products related to such securities or investments.

This report document contained is subject to change without prior notice. Wasata assumes no responsibility to update the information in this report document.



Prepared by Financial Advisory Department


للأوراق المالية
FINANCIAL SECURITIES

+974 44498880

ramzi.qasmieh@Wasata.qa