



Daily Report for Ownership Changes

29th of January 2024 Session

									29-Jan			
Company	Qatari				GCC				Foreigners			
	Daily Chg.	Last 5 Sessions Chg.	Last 10 Sessions Chg.	Last 20 Sessions Chg.	Daily Chg.	Last 5 Sessions Chg.	Last 10 Sessions Chg.	Last 20 Sessions Chg.	Daily Chg.	Last 5 Sessions Chg.	Last 10 Sessions Chg.	Last 20 Sessions Chg.
QNBK	630,396	1,539,347	-7,755,927	-5,698,834	5,000	28,000	149,500	28,150	-635,396	-1,567,347	7,606,427	5,670,684
QIBK	627,963	1,005,378	-5,725,347	-5,037,753	2,088	-7,972	-48,762	10,622	-630,051	-997,406	5,774,109	5,027,131
CBQK	1,263,451	917,012	-13,967,631	-10,447,882	8,492	18,996	75,925	275,925	-1,271,943	-936,008	13,891,706	10,171,957
DHBK	222,085	-7,579,801	-5,732,588	-7,910,302	0	-14,000	-12,302	-42,302	-222,085	7,593,801	5,744,890	7,952,604
ABQK	0	-4,090	-13,198	-9,526	0	0	0	0	0	4,090	13,198	9,526
QIIK	168,525	307,614	534,721	135,981	0	-14,800	-66,556	-90,251	-168,525	-292,814	-468,165	-45,730
MARK	1,245,727	7,730,460	13,912,170	14,041,411	-113,871	-134,518	-243,057	-1,649,353	-1,131,856	-7,595,942	-13,669,113	-12,392,058
DUBK	-164,177	-959,787	-2,295,252	-3,259,532	7,519	20,104	55,160	57,420	156,658	939,683	2,240,092	3,202,112
QFBQ	-988,216	-588,862	-196,909	-438,184	0	-110,524	-601,524	-467,102	988,216	699,386	798,433	905,286
NLCS	-394,476	1,794,803	3,773,618	6,588,977	-11,882	-38,265	-40,381	-266,563	406,358	-1,756,538	-3,733,237	-6,322,414
DBIS	-2,842	-107,942	366,132	494,145	0	-43,900	-50,900	-116,664	2,842	151,842	-315,232	-377,481
QOIS	0	-143,817	254,733	1,047,899	0	0	0	-6,000	0	143,817	-254,733	-1,041,899
IHGS	9,448	35,680	-77,358	-121,387	0	-920	-920	-9,920	-9,448	-34,760	78,278	131,307
ZHCD	1,768	2,167	4,273	-1,044	0	0	-2,200	-2,200	-1,768	-2,167	-2,073	3,244
QGMD	-29,286	-34,819	-1,499,391	-1,911,337	200	-51,400	-13,458	-29,662	29,086	86,219	1,512,849	1,940,999
SIIS	-5,086	-1,072,671	-1,191,845	-80,712	123,000	113,096	86,879	35,773	-117,914	959,575	1,104,966	44,939
BLDN	100,939	-655,263	-1,219,344	-1,868,564	-8,426	0	91,111	91,361	-92,513	655,263	1,128,233	1,777,203
MCGS	-5,115	-170,737	473,146	1,721,508	0	0	36,715	116,293	5,115	170,737	-509,861	-1,837,801
QCFS	0	0	0	0	0	0	0	0	0	0	0	0
QFLS	31,122	1,528,522	2,963,255	3,392,734	0	21,568	23,494	22,854	-31,122	-1,550,090	-2,986,749	-3,415,588
WDAM	-24,857	-464,075	-571,347	-113,886	5,000	1,000	98,167	92,167	19,857	463,075	473,180	21,719
MCCS	27,161	89,799	104,920	475,421	0	0	0	0	-27,161	-89,799	-104,920	-475,421
MERS	36,070	24,678	79,835	443,311	0	500	1,000	1,019	-36,070	-25,178	-80,835	-444,330
MEZA	-28,046	-139,298	19,784	-329,815	0	4,649	4,649	4,649	28,046	134,649	-24,433	325,166
QIMD	-124,506	-346,455	-483,738	-712,821	0	324	324	324	124,506	346,455	483,738	712,821

									29-Jan			
Company	Qatari				GCC				Foreigners			
	Daily Chg.	Last 5 Sessions Chg.	Last 10 Sessions Chg.	Last 20 Sessions Chg.	Daily Chg.	Last 5 Sessions Chg.	Last 10 Sessions Chg.	Last 20 Sessions Chg.	Daily Chg.	Last 5 Sessions Chg.	Last 10 Sessions Chg.	Last 20 Sessions Chg.
QNCD	155,978	-169,443	-738,243	-950,974	-29,042	-124,692	-121,175	-73,187	-126,936	294,135	859,418	1,024,161
IQCD	-189,520	-185,207	-3,185,271	-505,279	0	-15,739	107,681	168,894	189,520	200,946	3,077,590	336,385
QIGD	848,873	1,236,302	1,064,158	62,091	59,363	55,016	79,363	79,661	-908,236	-1,291,318	-1,143,521	-141,752
QEWS	214,555	223,281	-2,260,096	-1,990,770	0	0	0	7,540	-214,555	-223,281	2,260,096	1,983,230
AHCS	-76,572	233,422	299,950	3,802,254	0	0	0	-41,500	76,572	-233,422	-299,950	-3,760,754
GISS	-434,580	-1,291,629	-4,651,425	-8,502,408	-81,312	-80,748	76,080	-183,346	515,892	1,372,377	4,575,345	8,685,754
MPHC	-732,155	-14,274,879	-19,117,515	-34,676,191	3,222	19,288	164,935	136,828	728,933	14,255,591	18,952,580	34,539,363
IGRD	-1,931,460	-5,402,871	-6,545,711	-4,847,777	0	12,400	19,400	19,835	1,931,460	5,390,471	6,526,311	4,827,942
QAMC	6,577	-5,777,089	-8,553,025	13,068,824	0	-18,921	-119,846	-114,054	-6,577	5,796,010	8,672,871	-12,954,770
QATI	770,032	2,039,851	-8,331,166	-4,545,705	0	0	482,000	520,000	-770,032	-2,039,851	7,849,166	4,025,705
DOHI	-1	61,738	70,780	-17,366	0	12,930	57,043	214,043	1	-74,668	-127,823	-196,677
QGRI	9,614	6,993	48,076	334,224	0	25,604	-74,392	-556,472	-9,614	-32,597	26,316	222,248
AKHI	121,162	-105,183	44,478	-137,410	0	0	0	20,000	-121,162	105,183	-44,478	117,410
QISI	13,979	36,983	48,955	21,206	0	0	0	0	-13,979	-36,983	-48,955	-21,206
BEMA	0	-59,627	-101,810	-87,763	0	0	0	0	0	59,627	101,810	87,763
QLMI	34,236	152,607	400,729	654,126	0	0	0	100,600	-34,236	-152,607	-400,729	-754,726
UDCD	865,556	621,121	-12,989,787	-11,329,539	-1	82,096	630,241	256,674	-865,555	-703,217	12,359,546	11,072,865
BRES	748,493	-96,253	-1,471,817	-520,926	0	386	-45,114	671	-748,493	95,867	1,516,931	520,255
ERES	852,996	393,602	23,861	-3,408,488	-45,000	-184,590	-215,460	-98,527	-807,996	-209,012	191,599	3,507,015
MRDS	-517,883	953,281	-424,307	-520,387	102,617	172,497	-162,718	297,618	415,266	-1,125,778	587,025	222,769
ORDS	-259,232	-455,089	-8,277,519	-5,331,544	0	-40,766	-38,754	-184,634	259,232	495,855	8,316,273	5,516,178
VFQS	-373,547	-2,444,096	-3,724,570	-4,727,736	0	-80,360	-110,610	-37,039	373,547	2,524,456	3,835,180	4,764,775
QNNS	407,997	505,430	-3,397,899	-10,194,731	0	0	0	-3,000	-407,997	-505,430	3,397,899	10,197,731
GWCS	-409,387	-2,602,421	-3,886,284	-6,519,449	0	0	-55,000	-55,300	409,387	2,602,421	3,941,284	6,574,749
QGTS	1,143,920	-1,877,087	-4,985,504	-8,408,868	1,400	-7,699	-533,313	-550,132	-1,145,320	1,884,786	5,518,817	8,959,000

Trading values by nationality for the last Session

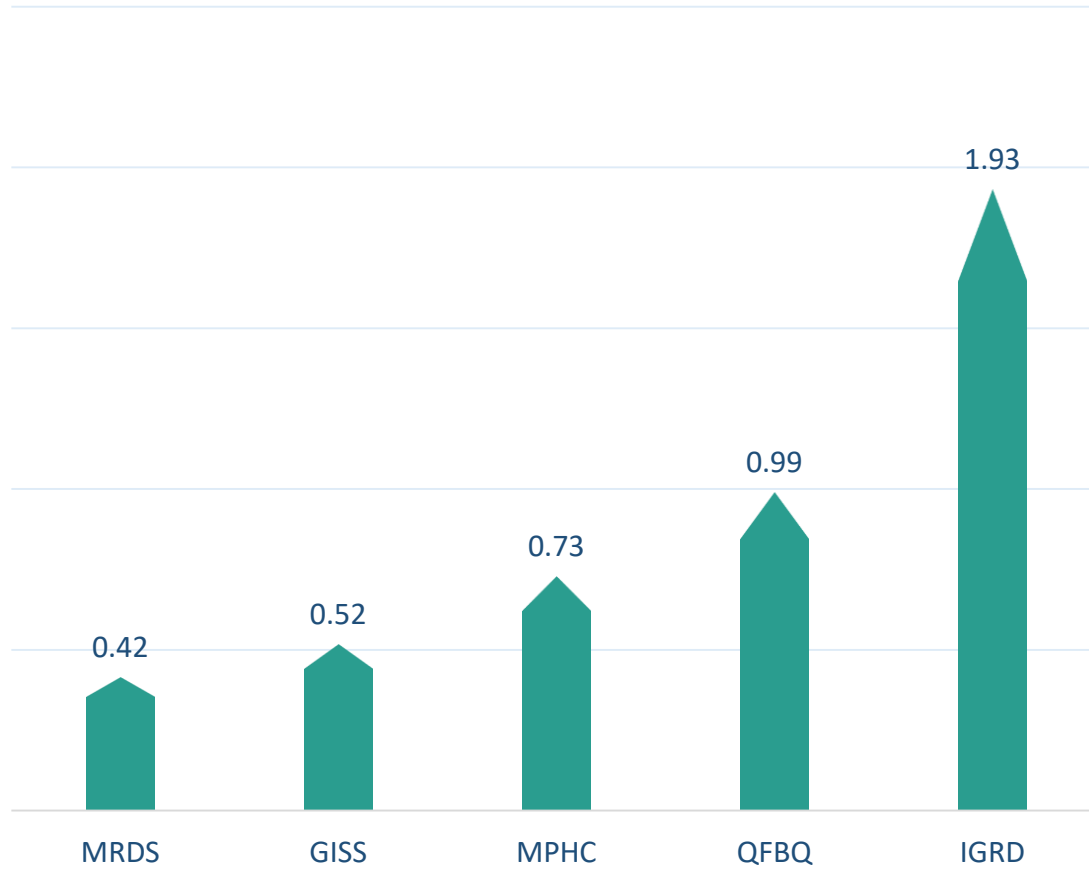
Nationality	Purchasing Value	Selling Value	Difference
Qataris	320.21	281.13	39.08
GCC	8.85	25.82	-16.98
Arab	39.06	32.12	6.94
Foreigners	91.49	120.54	-29.05
Total	459.61	459.61	0.00

In million QAR

Trading by nationality for the last Session

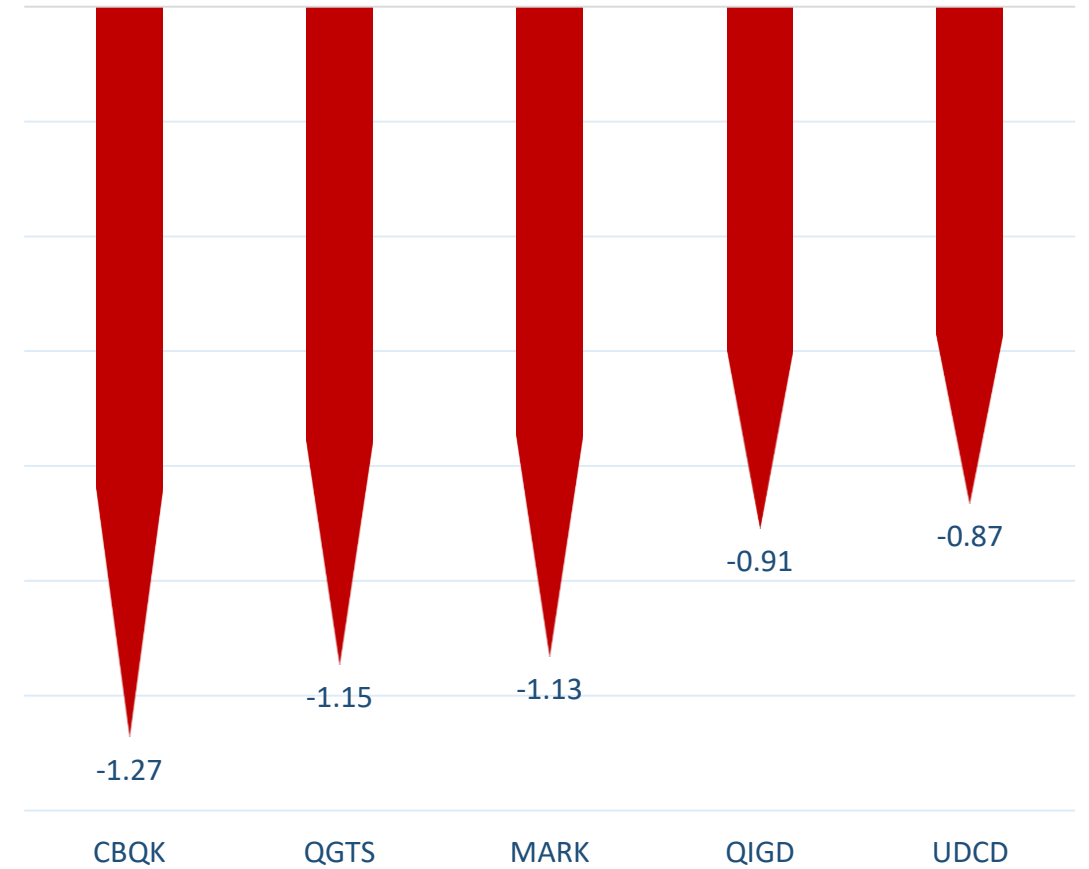
Nationality	Buy %	Sell %	Net
Qataris	69.67%	61.17%	8.50%
GCC	1.93%	5.62%	-3.69%
Arab	8.50%	6.99%	1.51%
Foreigners	24.58%	21.95%	-6.32%

Top 5 Companies bought (net) by **Foreigners** in the last session



In million shares

Top 5 Companies sold (net) by **Foreigners** in the last session



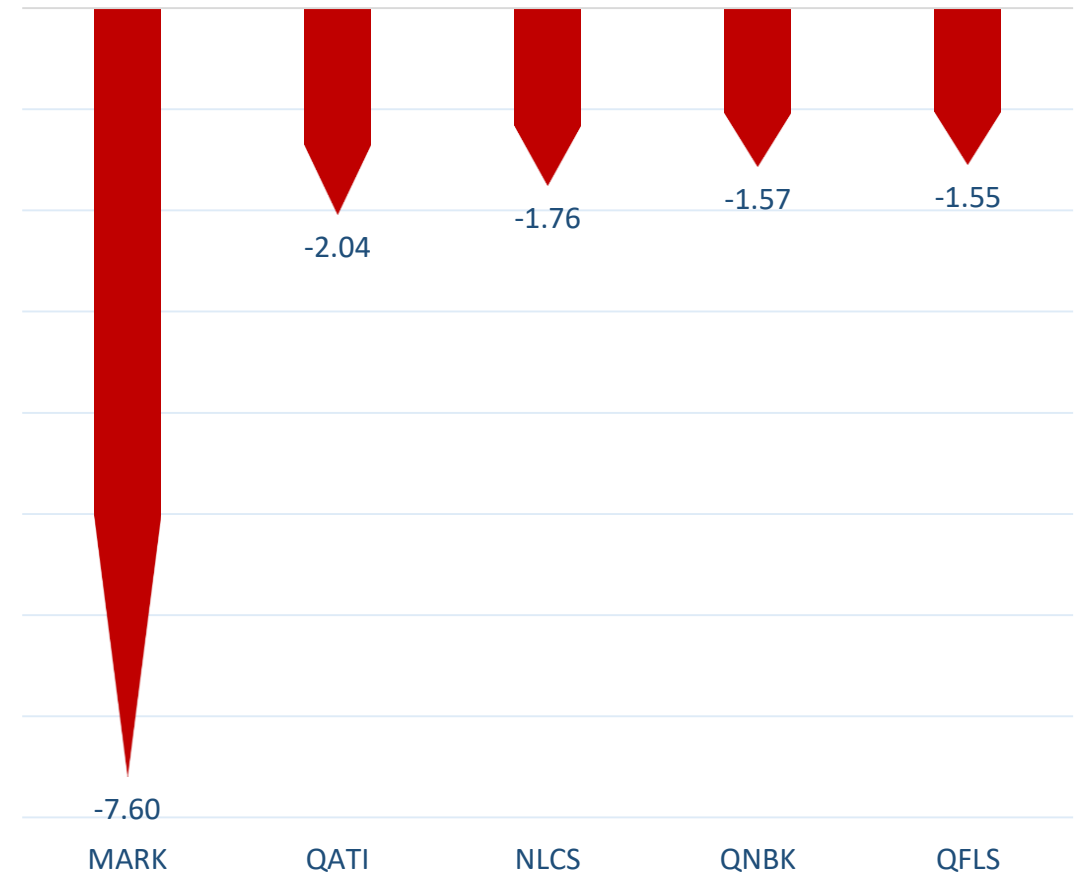
In million shares

Top 5 Companies bought (net) by **Foreigners** over the last 5 Sessions



In million shares

Top 5 Companies sold (net) by **Foreigners** over the last 5 Sessions



In million shares



The figures represent a change in the number of shares.

Daily Change: The net change between 29th and 28th of January trading sessions

Change for the last 5 sessions: The total daily net change for the last 5 sessions.

Change for the last 10 sessions: The total daily net change for the last 10 sessions.

Change for the last 20 sessions: The total daily net change for the last 20 sessions.

DISCLAIMER:

The information contained was obtained from various public sources believed to be reliable, but we do not guarantee its accuracy. Wasata Financial Securities makes no representations or warranties (express or implied) regarding the data and information provided and Wasata Financial Securities does not represent that the information content of this document is complete, or free from any error, not misleading, or fit for any particular purpose. This report document provides general information only. Neither the information nor any opinion expressed constitutes an offer or an invitation to make an offer, to buy or sell any securities or other investment products related to such securities or investments.

This report document contained is subject to change without prior notice. Wasata assumes no responsibility to update the information in this report document.



Prepared by Financial Advisory Department


للأوراق المالية
FINANCIAL SECURITIES

+974 44498880
ramzi.qasmieh@Wasata.qa