



Daily Report for Ownership Changes

4th of January 2024 Session

| | | | | | | | | | 4-Jan | | | |
|---------|------------|----------------------|-----------------------|-----------------------|------------|----------------------|-----------------------|-----------------------|------------|----------------------|-----------------------|-----------------------|
| Company | Qatari | | | | GCC | | | | Foreigners | | | |
| | Daily Chg. | Last 5 Sessions Chg. | Last 10 Sessions Chg. | Last 20 Sessions Chg. | Daily Chg. | Last 5 Sessions Chg. | Last 10 Sessions Chg. | Last 20 Sessions Chg. | Daily Chg. | Last 5 Sessions Chg. | Last 10 Sessions Chg. | Last 20 Sessions Chg. |
| QNBK | -133,030 | 4,871,823 | 16,100,744 | 18,819,504 | 4,650 | -498,952 | -499,352 | -148,111 | 128,380 | -4,372,871 | -15,601,392 | -18,671,393 |
| QIBK | 194,580 | 791,564 | 542,933 | -1,503,266 | 244 | 9,379 | -25,321 | -76,234 | -194,824 | -800,943 | -517,612 | 1,579,500 |
| CBQK | 93,639 | -1,347,713 | -3,870,522 | -5,642,892 | 0 | -35,000 | -135,591 | -132,991 | -93,639 | 1,382,713 | 4,006,113 | 5,775,883 |
| DHBK | -726,754 | -91,603 | 1,040,388 | -1,486,748 | -21,000 | -50,000 | -34,906 | -64,028 | 747,754 | 141,603 | -1,005,482 | 1,550,776 |
| ABQK | 5,052 | 5,141 | 5,141 | -459 | 0 | 0 | 0 | 0 | -5,052 | -5,141 | -5,141 | 459 |
| QIK | -54,357 | -64,625 | -560,771 | -1,117,626 | -10,000 | 797 | -15,110 | -15,110 | 64,357 | 63,828 | 575,881 | 1,132,736 |
| MARK | 1,050,936 | 2,852,671 | 137,898 | 30,874,150 | 32,824 | 186,712 | 322,940 | 17,610 | -1,083,760 | -3,039,383 | -460,838 | -30,894,101 |
| DUBK | 126,312 | 32,548 | -1,338,563 | -2,579,927 | 0 | 0 | 188,602 | 183,540 | -126,312 | -32,548 | 1,149,961 | 2,396,387 |
| QFBQ | -938,090 | 1,022,511 | 238,045 | -1,735,376 | 24,543 | -303,453 | -341,385 | -362,223 | 913,547 | -719,058 | 103,340 | 2,097,599 |
| NLCS | -460,632 | 3,763,874 | 2,653,172 | -167,543 | 0 | -412,785 | -359,013 | -129,743 | 460,632 | -3,351,089 | -2,294,159 | 297,286 |
| DBIS | 5,153 | -245,553 | -480,656 | -481,122 | -40,674 | -49,454 | -71,880 | -48,899 | 35,521 | 295,007 | 552,536 | 530,021 |
| QOIS | 44,013 | 353,744 | 389,702 | 138,201 | -6,000 | 109,363 | -105,383 | -158,405 | -38,013 | -463,107 | -284,319 | 20,204 |
| IHGS | 88,264 | 50,696 | -4,754 | 190,553 | -14,000 | -29,100 | 0 | -39,703 | -74,264 | -21,596 | 4,754 | -150,850 |
| ZHCD | -100 | -174 | -224 | 212 | 0 | 0 | 0 | 0 | 100 | 174 | 224 | -212 |
| QGMD | -34 | -1,008,641 | -1,016,654 | -1,071,076 | 10,612 | -13,595 | -41,151 | 10,419 | -10,578 | 1,022,236 | 1,057,805 | 1,060,657 |
| SIIS | 1,668,177 | 933,933 | 1,071,799 | 1,238,009 | -388,291 | -543,012 | -3,395 | 31,800 | -1,279,886 | -390,921 | -1,068,404 | -1,269,809 |
| BLDN | -404,175 | -153,827 | -502,688 | -705,681 | 0 | -57,956 | -90,000 | -104,110 | 404,175 | 211,783 | 592,688 | 809,791 |
| MCGS | 47,814 | 313,991 | 375,248 | 346,579 | 0 | -36,295 | 0 | 0 | -47,814 | -277,696 | -375,248 | -346,579 |
| QCFS | 0 | 770 | -6,590 | -6,590 | 0 | 0 | 0 | 0 | 0 | -770 | 6,590 | 6,590 |
| QFLS | 17,646 | 348,711 | 805,127 | 1,108,277 | 0 | -161,599 | -160,349 | -160,340 | -17,646 | -187,112 | -644,778 | -947,937 |
| WDAM | 30,476 | -6,437 | -119,270 | -276,529 | 0 | -3,677 | 55 | 55 | -30,476 | 10,114 | 119,215 | 276,474 |
| MCCS | -34,962 | 380,046 | 308,381 | 864,594 | 0 | 0 | -10,250 | -10,250 | 34,962 | -380,046 | -298,131 | -854,344 |
| MERS | 46,649 | 56,356 | 79,695 | 102,447 | -8,769 | 0 | -7 | -7 | -37,880 | -56,356 | -79,688 | -102,440 |
| MEZA | -11,822 | -964,157 | -1,878,636 | -2,692,858 | 0 | -7,785 | -12,968 | -5,968 | 11,822 | 971,942 | 1,891,604 | 2,698,826 |
| QIMD | 27,555 | -298,185 | -268,185 | -261,428 | 0 | 0 | 0 | 0 | -27,555 | 298,185 | 268,185 | 261,428 |

| | | | | | | | | | 4-Jan | | | |
|---------|------------|----------------------|-----------------------|-----------------------|------------|----------------------|-----------------------|-----------------------|------------|----------------------|-----------------------|-----------------------|
| Company | Qatari | | | | GCC | | | | Foreigners | | | |
| | Daily Chg. | Last 5 Sessions Chg. | Last 10 Sessions Chg. | Last 20 Sessions Chg. | Daily Chg. | Last 5 Sessions Chg. | Last 10 Sessions Chg. | Last 20 Sessions Chg. | Daily Chg. | Last 5 Sessions Chg. | Last 10 Sessions Chg. | Last 20 Sessions Chg. |
| QNCD | 14,700 | 97,568 | 115,593 | 437,453 | 0 | 150,000 | 150,625 | 131,165 | -14,700 | -247,568 | -266,218 | -568,618 |
| IQCD | 175,529 | 240,545 | 1,753,953 | 2,252,612 | -960 | 50,000 | 128,325 | 146,362 | -174,569 | -290,545 | -1,882,278 | -2,398,974 |
| QIGD | -126,234 | -461,364 | -716,468 | -591,031 | 0 | 0 | 0 | 0 | 126,234 | 461,364 | 716,468 | 591,031 |
| QEWS | -37,000 | -627,911 | -1,226,195 | -1,506,123 | 0 | -6,000 | 28,250 | 65,960 | 37,000 | 633,911 | 1,197,945 | 1,440,163 |
| AHCS | 163,339 | 1,063,906 | 1,009,875 | 1,071,688 | 0 | -11,500 | -11,500 | -11,500 | -163,339 | -1,052,406 | -998,375 | -1,060,188 |
| GISS | -706,870 | 185,098 | -65,722 | 3,244,983 | -10,000 | -15,198 | -230,000 | -124,444 | 716,870 | -169,900 | 295,722 | -3,120,539 |
| MPHC | -5,023,710 | -31,384,730 | -32,129,678 | -32,071,609 | 88,305 | -327,138 | -206,503 | -216,916 | 4,935,405 | 31,711,868 | 32,336,181 | 32,288,525 |
| IGRD | -145,695 | 24,573 | 175,201 | 960,148 | 50,435 | 65,588 | 66,007 | -435,332 | 95,260 | -90,161 | -241,208 | -524,816 |
| QAMC | 45,755 | -11,160,887 | -23,494,389 | -34,505,397 | 0 | -91,824 | -323,732 | -1,522,611 | -45,755 | 11,252,711 | 23,818,121 | 36,028,008 |
| QATI | -11,221 | 7,561,961 | 8,079,130 | 10,097,964 | 11,000 | 3,000 | 11,750 | -3,250 | 221 | -7,564,961 | -8,090,880 | -10,094,714 |
| DOHI | -5,249 | -65,059 | 7,374 | -132,953 | 78,096 | 78,096 | 78,096 | 76,252 | -72,847 | -13,037 | -85,470 | 56,701 |
| QGRI | 0 | -10,649 | -69,311 | -19,576 | 0 | -175,030 | -175,030 | -225,030 | 0 | 185,679 | 244,341 | 244,606 |
| AKHI | -47,284 | 160,213 | -27,855 | -34,126 | 17,685 | 5,000 | 29,747 | -14,994 | 29,599 | -165,213 | -1,892 | 49,120 |
| QISI | -3,689 | 69,846 | 80,207 | 48,799 | 0 | 0 | 0 | 0 | 3,689 | -69,846 | -80,207 | -48,799 |
| BEMA | 0 | 906 | 5,656 | 1,698 | 0 | 0 | 0 | 0 | 0 | -906 | -5,656 | -1,698 |
| QLMI | 93,000 | 680,241 | 1,371,057 | 2,120,257 | 0 | 0 | 0 | 61,000 | -93,000 | -680,241 | -1,371,057 | -2,181,257 |
| UDCD | 842,666 | 1,455,505 | 2,397,873 | 5,658,237 | -113,567 | 29,900 | 212,909 | 144,836 | -729,099 | -1,485,405 | -2,610,782 | -5,803,073 |
| BRES | 54,987 | -2,710,238 | -5,403,644 | -7,502,547 | 0 | 0 | 7,670 | 7,670 | -54,987 | 2,710,238 | 5,395,974 | 7,494,877 |
| ERES | -921,329 | 266,017 | 2,024,697 | -518,213 | 312,394 | 285,973 | 367,973 | 570,558 | 608,935 | -551,990 | -2,392,670 | -52,345 |
| MRDS | -1,378,571 | -2,824,966 | -3,615,400 | -4,963,875 | -8,508 | 237,916 | 113,257 | 40,937 | 1,387,079 | 2,587,050 | 3,502,143 | 4,922,938 |
| ORDS | 198,830 | 894,231 | 2,050,650 | 1,998,020 | 50,000 | 67,117 | -207,683 | -358,270 | -248,830 | -961,348 | -1,842,967 | -1,639,750 |
| VFQS | 1,437,986 | 5,209,979 | 5,655,327 | 4,330,049 | 0 | -610,706 | -601,487 | -587,487 | -1,437,986 | -4,599,273 | -5,053,840 | -3,742,562 |
| QNNS | 105,706 | 110,326 | -817,498 | -9,128,309 | -3,000 | -6,100 | -1,618 | 3,039 | -102,706 | -104,226 | 819,116 | 9,125,270 |
| GWCS | -1,067,367 | -1,947,058 | -2,125,306 | -2,091,066 | 0 | 15,300 | -4,700 | 15,300 | 1,067,367 | 1,931,758 | 2,130,006 | 2,075,766 |
| QGTS | 618,236 | -6,308,729 | -15,190,818 | -1,498,672 | 0 | -1,099 | -158,820 | -840,729 | -618,236 | 6,309,828 | 15,349,638 | 2,339,401 |

Insider Traders for the last Week

| Company | Bought | Sold | Net |
|---------|-----------|-----------|------------|
| MARK | 1,719,901 | 1,007,672 | 712,229 |
| VFQS | 205,971 | 0 | 205,971 |
| GISS | 200,000 | 0 | 200,000 |
| MERS | 117,575 | 0 | 117,575 |
| QNNS | 85,546 | 0 | 85,546 |
| QNCD | 58,580 | 0 | 58,580 |
| IQCD | 20,000 | 0 | 20,000 |
| SIIS | 20,000 | 0 | 20,000 |
| QAMC | 7,100 | 0 | 7,100 |
| QIIK | 0 | 259 | -259 |
| MHAR | 0 | 5,000 | -5,000 |
| QEWS | 0 | 12,278 | -12,278 |
| MPHC | 5,580 | 17,941 | -12,361 |
| BRES | 0 | 140,000 | -140,000 |
| MCGS | 0 | 461,186 | -461,186 |
| QGTS | 0 | 1,130,586 | -1,130,586 |

Trading values by nationality for the last Week

| Nationality | Purchasing Value | Selling Value | Difference |
|-------------|------------------|---------------|------------|
| Qataris | 1,850.46 | 1,802.20 | 48.26 |
| GCC | 95.64 | 249.85 | -154.21 |
| Arab | 253.00 | 246.26 | 6.75 |
| Foreigners | 508.90 | 409.70 | 99.20 |
| Total | 2,708.01 | 2,708.01 | 0.00 |

In million QAR

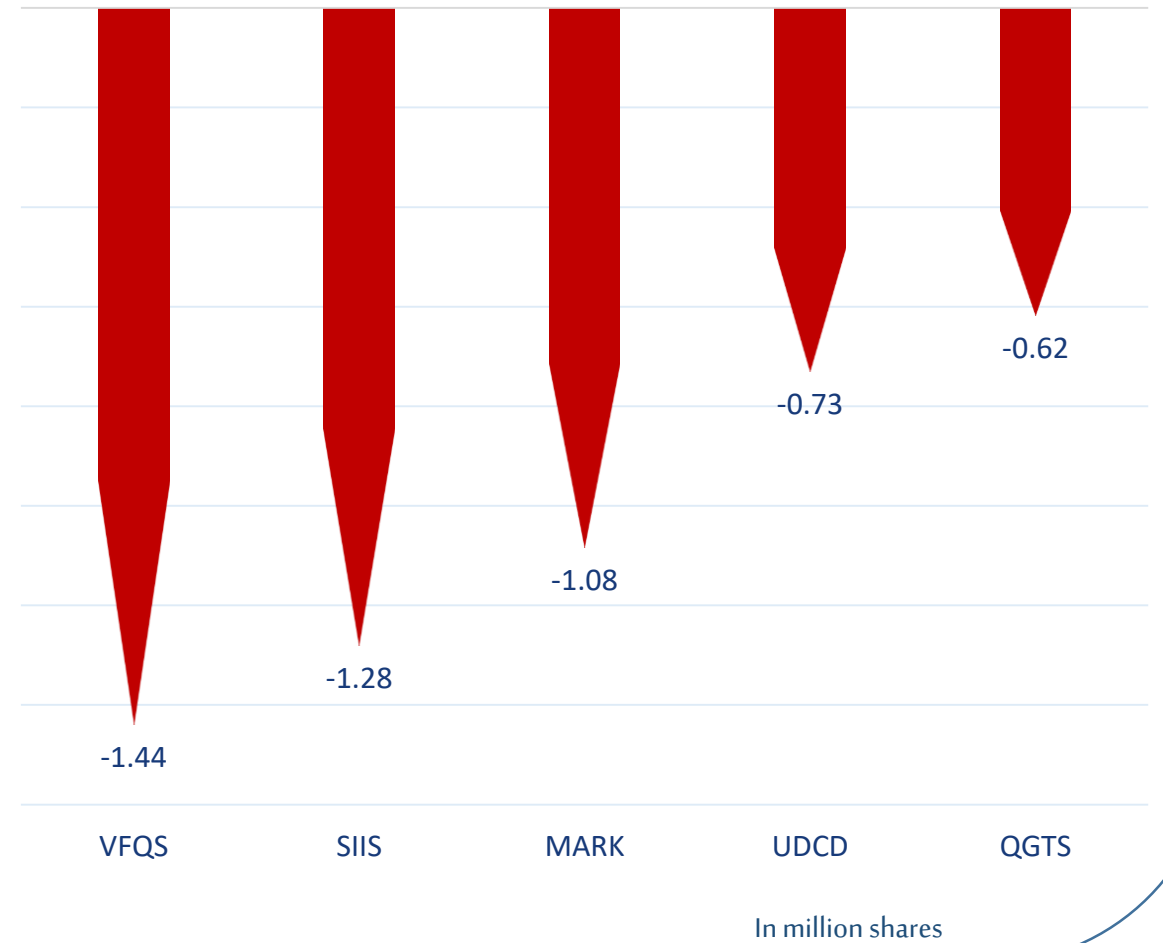
Trading by nationality for the last Week

| Nationality | Buy % | Sell % | Net |
|-------------|--------|--------|--------|
| Qataris | 68.33% | 66.55% | 1.78% |
| GCC | 3.53% | 9.23% | -5.69% |
| Arab | 9.34% | 9.09% | 0.25% |
| Foreigners | 24.58% | 21.95% | 3.66% |

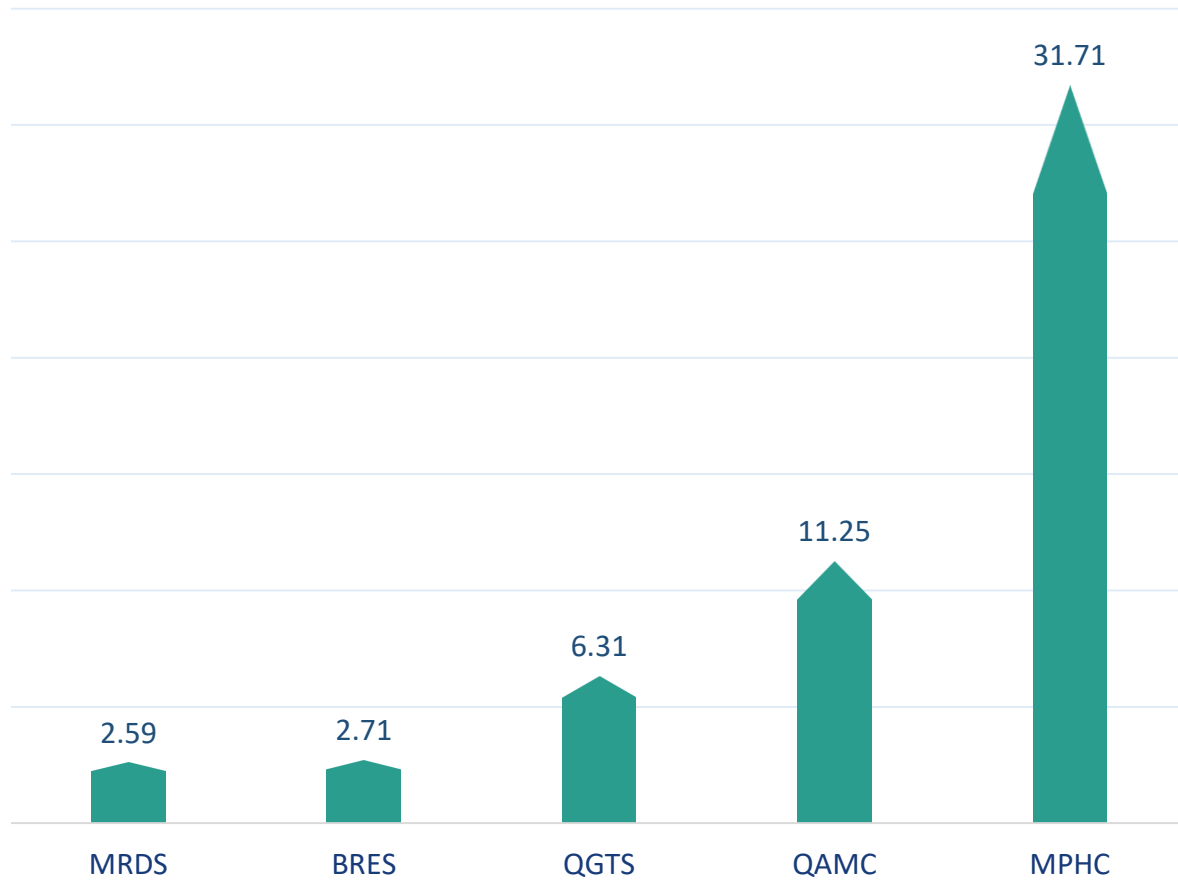
Top 5 Companies bought (net) by **Foreigners** in the last session



Top 5 Companies sold (net) by **Foreigners** in the last session

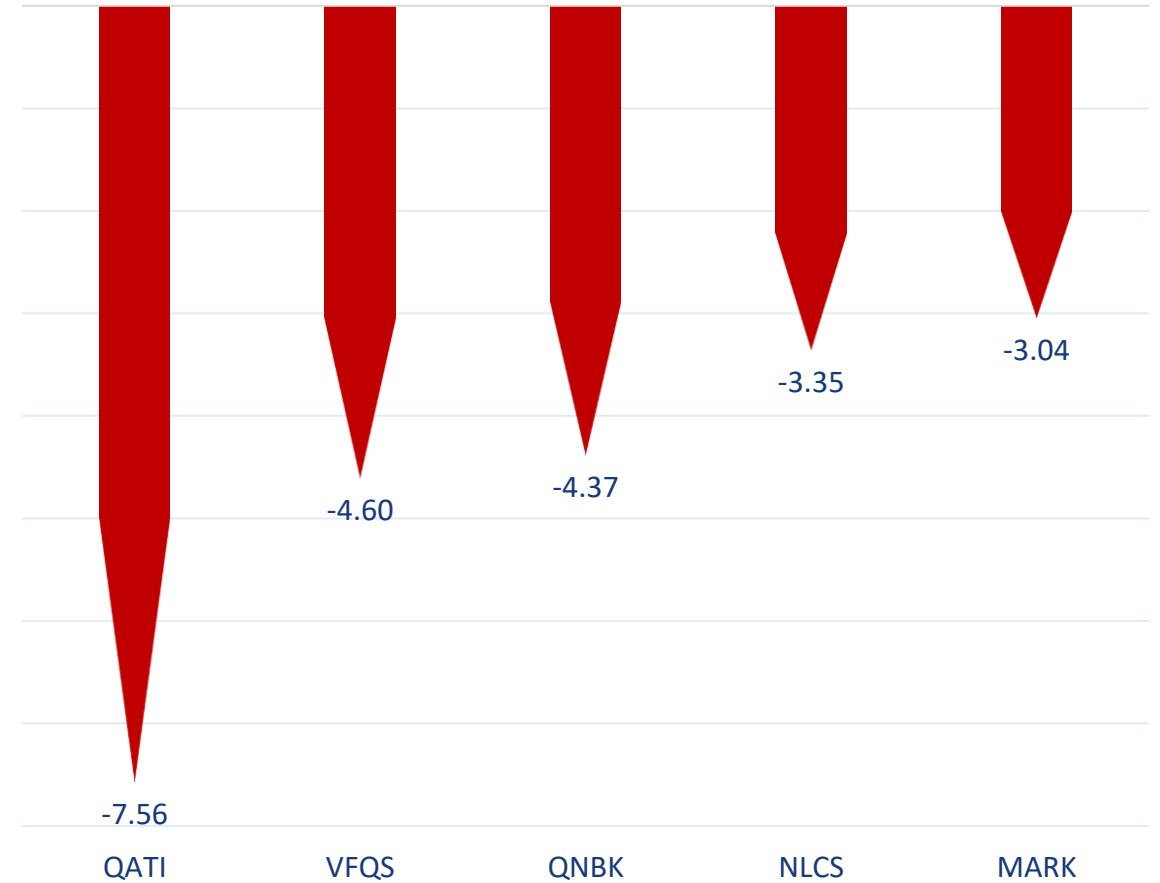


Top 5 Companies bought (net) by **Foreigners** over the last week



In million shares

Top 5 Companies sold (net) by **Foreigners** over the last week



In million shares



The figures represent a change in the number of shares.

Daily Change: The net change between 4th and 3rd of January trading sessions

Change for the last 5 sessions: The total daily net change for the last 5 sessions.

Change for the last 10 sessions: The total daily net change for the last 10 sessions.

Change for the last 20 sessions: The total daily net change for the last 20 sessions.

DISCLAIMER:

The information contained was obtained from various public sources believed to be reliable, but we do not guarantee its accuracy. Wasata Financial Securities makes no representations or warranties (express or implied) regarding the data and information provided and Wasata Financial Securities does not represent that the information content of this document is complete, or free from any error, not misleading, or fit for any particular purpose. This report document provides general information only. Neither the information nor any opinion expressed constitutes an offer or an invitation to make an offer, to buy or sell any securities or other investment products related to such securities or investments.

This report document contained is subject to change without prior notice. Wasata assumes no responsibility to update the information in this report document.

Prepared by Financial Advisory Department



+974 44498880
ramzi.qasmieh@Wasata.qa