



Daily Report for Ownership Changes

8th of January 2024 Session

Company									8-Jan			
	Qatari				GCC				Foreigners			
	Daily Chg.	Last 5 Sessions Chg.	Last 10 Sessions Chg.	Last 20 Sessions Chg.	Daily Chg.	Last 5 Sessions Chg.	Last 10 Sessions Chg.	Last 20 Sessions Chg.	Daily Chg.	Last 5 Sessions Chg.	Last 10 Sessions Chg.	Last 20 Sessions Chg.
QNBK	154,903	1,104,524	14,441,565	18,254,893	6,000	5,150	-494,452	-148,611	-160,903	-1,109,674	-13,947,113	-18,106,282
QIBK	74,907	37,823	1,281,477	-2,295,878	-2,000	-8,851	-41,431	-94,544	-72,907	-28,972	-1,240,046	2,390,422
CBQK	205,996	2,226,413	-3,298,725	-5,051,291	0	200,000	160,984	64,409	-205,996	-2,426,413	3,137,741	4,986,882
DHBK	-852,835	-1,415,056	-292,302	-1,663,230	0	-30,000	-50,000	-50,328	852,835	1,445,056	342,302	1,713,558
ABQK	0	5,741	5,741	141	0	0	0	0	0	-5,741	-5,741	-141
QIJK	-19,596	-144,702	-462,299	-1,115,054	0	-4,200	-4,110	-20,110	19,596	148,902	466,409	1,135,164
MARK	-1,255,683	1,641,566	728,278	26,433,131	-5,640	-4,007	381,506	-35,034	1,261,323	-1,637,559	-1,109,784	-26,398,097
DUBK	-205,914	-510,829	-1,486,485	-4,546,172	0	0	189,602	193,003	205,914	510,829	1,296,883	4,353,169
QFBQ	137,496	18,166	1,578,828	-691,175	0	17,800	-363,549	-384,387	-137,496	-35,966	-1,215,279	1,075,562
NLCS	1,905,219	3,630,521	3,715,064	665,379	-18,212	-240,003	-442,464	-111,255	-1,887,007	-3,390,518	-3,272,600	-554,124
DBIS	57,138	-98,899	-23,940	-299,884	-13,778	-70,433	-96,221	-71,877	-43,360	169,332	120,161	371,761
QOIS	67,233	45,294	1,062,658	513,413	0	109,363	43,510	-158,405	-67,233	-154,657	-1,106,168	-355,008
IHGS	9,564	-209,788	-120,578	86,951	0	-14,000	-22,392	-39,703	-9,564	223,788	142,970	-47,248
ZHCD	-6,792	-8,581	-7,525	-7,575	0	0	0	0	6,792	8,581	7,525	7,575
QGMD	-29,556	102,559	-879,826	-1,025,280	-14,599	-11,245	-50,640	-49,066	44,155	-91,314	930,466	1,074,346
SIIS	-965,214	-504,554	-2,033,549	201,454	68,822	-365,904	27,172	320,737	896,392	870,458	2,006,377	-522,191
BLDN	-494,003	-1,624,135	-1,558,116	-2,265,859	0	0	-90,000	-8,587	494,003	1,624,135	1,648,116	2,274,446
MCGS	29,961	420,503	669,620	621,059	20,720	40,720	12,765	40,720	-50,681	-461,223	-682,385	-661,779
QCFS	0	0	-6,590	-6,590	0	0	0	0	0	0	6,590	6,590
QFLS	138,799	330,189	942,656	1,335,067	0	5,400	-162,239	-160,980	-138,799	-335,589	-780,417	-1,174,087
WDAM	47,473	173,365	294,297	-11,629	0	-6,000	-9,677	-5,945	-47,473	-167,365	-284,620	17,574
MCCS	22,296	234,112	452,245	867,709	0	0	0	-10,250	-22,296	-234,112	-452,245	-857,459
MERS	85,633	138,742	159,876	186,649	0	5,000	4,993	4,993	-85,633	-143,742	-164,869	-191,642
MEZA	-3,819	-531,986	-1,758,776	-2,542,279	0	12,269	-12,968	-5,968	3,819	519,717	1,771,744	2,548,247
QIMD	-9,848	-110,833	-285,533	-336,712	0	0	0	0	9,848	110,833	285,533	336,712

Company									8-Jan			
	Qatari				GCC				Foreigners			
	Daily Chg.	Last 5 Sessions Chg.	Last 10 Sessions Chg.	Last 20 Sessions Chg.	Daily Chg.	Last 5 Sessions Chg.	Last 10 Sessions Chg.	Last 20 Sessions Chg.	Daily Chg.	Last 5 Sessions Chg.	Last 10 Sessions Chg.	Last 20 Sessions Chg.
QNCD	108,202	141,865	159,926	453,782	-2,012	147,988	147,988	129,153	-106,190	-289,853	-307,914	-582,935
IQCD	195,117	637,916	1,154,557	105,691	3,000	41,763	68,579	137,149	-198,117	-679,679	-1,223,136	-242,840
QIGD	-435,426	-476,119	-904,482	-1,013,393	0	60,000	60,000	60,000	435,426	416,119	844,482	953,393
QEWS	44,797	5,129	-1,190,993	-1,428,068	5,000	7,540	16,540	73,500	-49,797	-12,669	1,174,453	1,354,568
AHCS	2,513,871	3,835,114	4,526,230	4,554,391	0	-11,500	-11,500	-11,500	-2,513,871	-3,823,614	-4,514,730	-4,542,891
GISS	422,879	483,256	-998,217	2,489,445	0	-10,100	-118,499	-230,494	-422,879	-473,156	1,116,716	-2,258,951
MPHC	-2,483,248	-25,572,854	-34,234,851	-33,333,579	18,593	-116,492	-391,275	-375,510	2,464,655	25,689,346	34,626,126	33,709,089
IGRD	-196,391	-312,231	-158,529	879,205	0	50,435	75,635	-424,365	196,391	261,796	82,894	-454,840
QAMC	937,598	1,534,521	-13,126,163	-33,761,438	19,374	44,374	-256,641	-1,498,237	-956,972	-1,578,895	13,382,804	35,259,675
QATI	0	7,080,490	7,911,294	9,916,701	0	33,000	-17,000	-3,250	0	-7,113,490	-7,894,294	-9,913,451
DOHI	-110	-127,069	-175,546	-250,829	0	189,419	189,419	187,575	110	-62,350	-13,873	63,254
QGRI	22,181	82,047	-9,465	43,567	-43,200	-260,687	-341,330	-391,330	21,019	178,640	350,795	347,763
AKHI	-256,948	-65,872	-147,307	-342,943	0	42,711	9,747	5,006	256,948	23,161	137,560	337,937
QISI	7,729	57,100	73,984	56,706	0	0	0	0	-7,729	-57,100	-73,984	-56,706
BEMA	0	1,835	5,603	3,533	0	0	0	0	0	-1,835	-5,603	-3,533
QLMI	1,495	169,960	880,469	2,121,999	0	0	0	61,000	-1,495	-169,960	-880,469	-2,182,999
UDCD	-838,667	495,037	1,967,618	4,594,260	0	389,526	-28,462	130,474	838,667	-884,563	-1,939,156	-4,724,734
BRES	19,052	-391,871	-5,163,433	-6,695,670	0	0	7,670	7,670	-19,052	391,871	5,155,763	6,688,000
ERES	-1,549,903	-2,189,584	934,574	-1,034,677	-31,717	12,154	-239,608	440,413	1,581,620	2,177,430	-694,966	594,264
MRDS	-1,144,772	-2,716,786	-3,097,162	-6,132,965	196,482	619,124	618,867	424,842	948,290	2,097,662	2,478,295	5,708,123
ORDS	316,719	1,150,120	1,599,466	2,230,070	-10,000	189,180	-120,563	-368,270	-306,719	-1,339,300	-1,478,903	-1,861,800
VFQS	-36,877	1,011,964	5,752,534	4,981,897	73,946	-356,830	-538,760	-515,541	-37,069	-655,134	-5,213,774	-4,466,356
QNNS	-1,038,257	-1,032,365	-1,768,253	-10,241,057	0	-3,000	-6,008	1,494	1,038,257	1,035,365	1,774,261	10,239,563
GWCS	-221,520	-2,233,393	-2,479,399	-2,397,356	-300	-300	15,000	15,000	221,820	2,233,693	2,464,399	2,382,356
QGTS	-1,067,177	381,238	-11,422,506	-4,364,388	-2,281	247,700	-13,007	-663,646	1,069,458	-628,938	11,435,513	5,028,034

Trading values by nationality for the last Session

Nationality	Purchasing Value	Selling Value	Difference
Qataris	216.83	225.37	-8.54
GCC	25.90	34.09	-8.19
Arab	40.01	45.26	-5.25
Foreigners	118.77	96.80	21.97
Total	401.52	401.52	0.00

In million QAR

Trading by nationality for the last Session

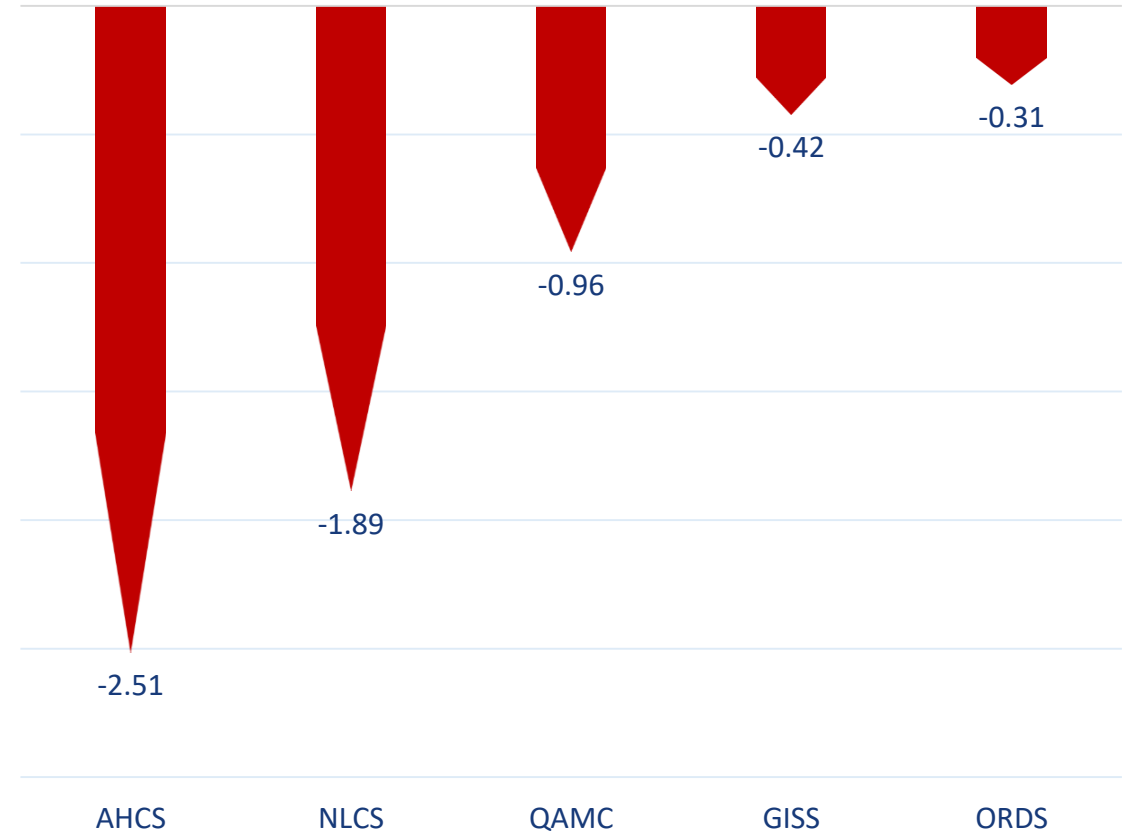
Nationality	Buy %	Sell %	Net
Qataris	54.00%	56.13%	-2.13%
GCC	6.45%	8.49%	-2.04%
Arab	9.96%	11.27%	-1.31%
Foreigners	24.58%	21.95%	5.48%

Top 5 Companies bought (net) by **Foreigners** in the last session



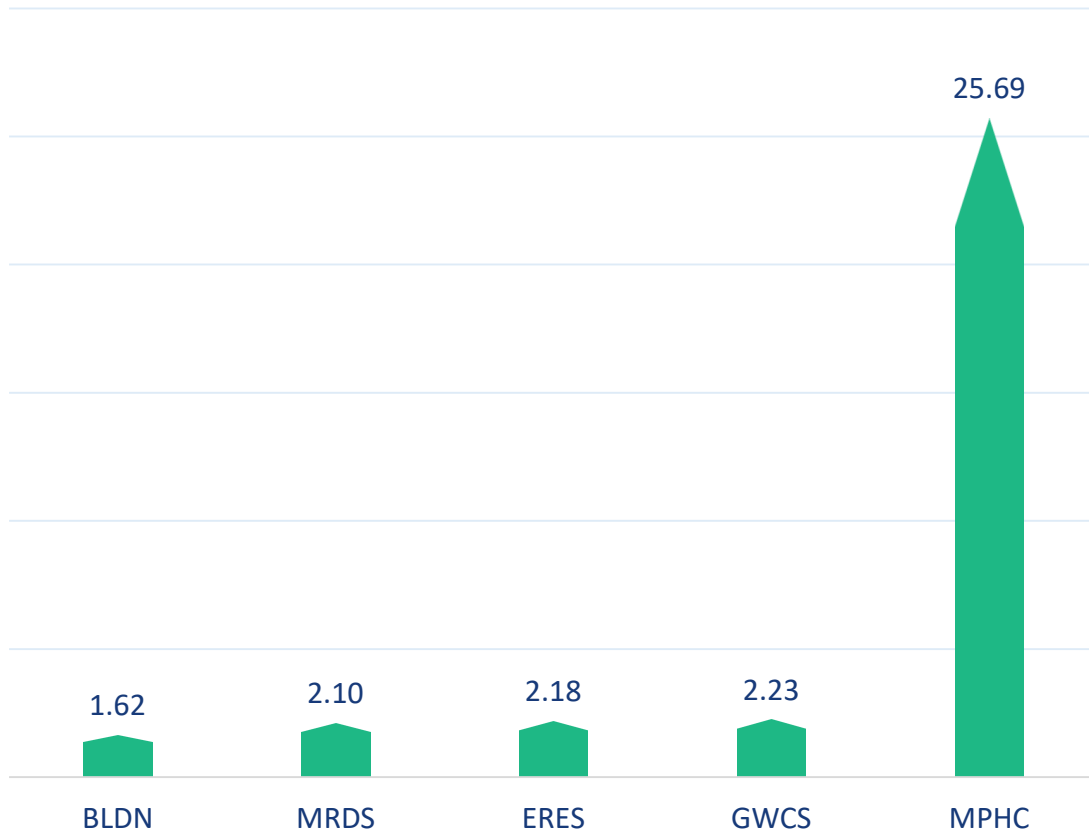
In million shares

Top 5 Companies sold (net) by **Foreigners** in the last session



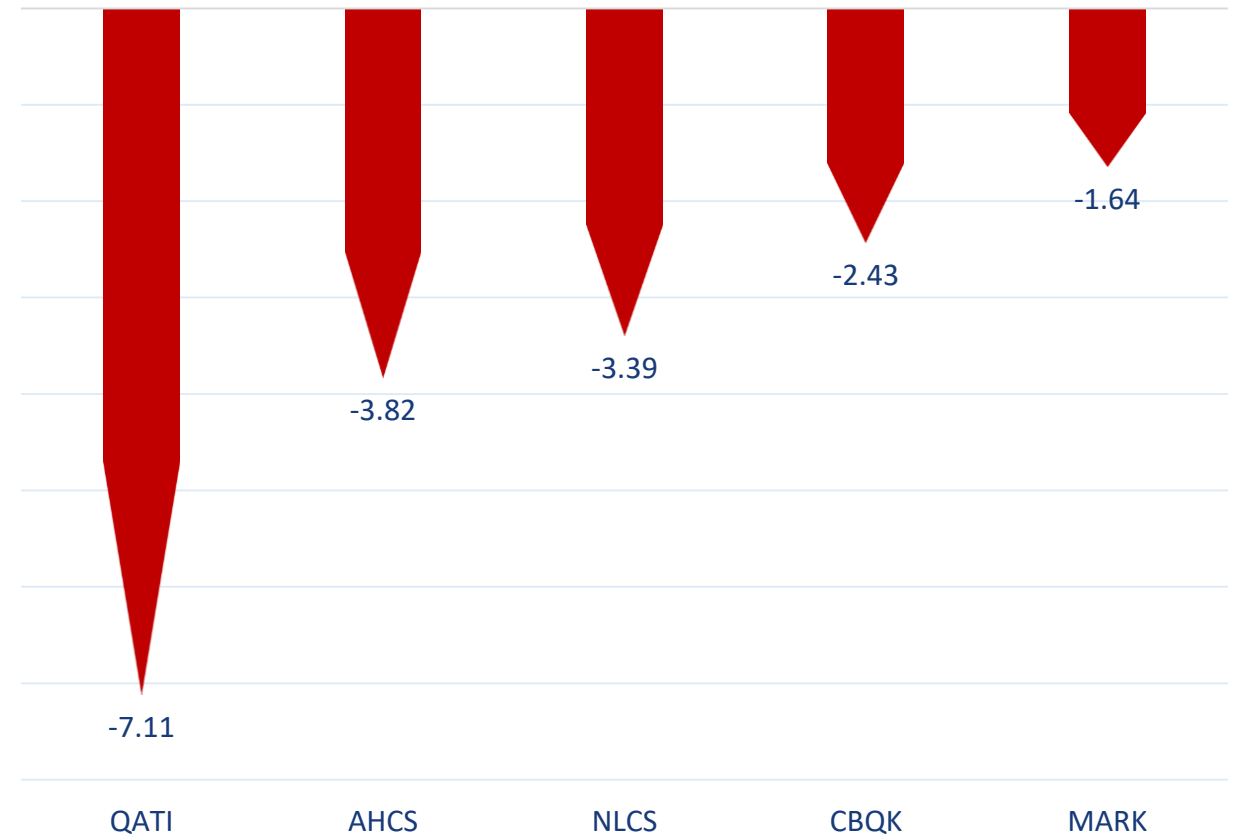
In million shares

Top 5 Companies bought (net) by **Foreigners** over the last week



In million shares

Top 5 Companies sold (net) by **Foreigners** over the last week



In million shares



The figures represent a change in the number of shares.

Daily Change: The net change between 8th and 7th of January trading sessions

Change for the last 5 sessions: The total daily net change for the last 5 sessions.

Change for the last 10 sessions: The total daily net change for the last 10 sessions.

Change for the last 20 sessions: The total daily net change for the last 20 sessions.

DISCLAIMER:

The information contained was obtained from various public sources believed to be reliable, but we do not guarantee its accuracy. Wasata Financial Securities makes no representations or warranties (express or implied) regarding the data and information provided and Wasata Financial Securities does not represent that the information content of this document is complete, or free from any error, not misleading, or fit for any particular purpose. This report document provides general information only. Neither the information nor any opinion expressed constitutes an offer or an invitation to make an offer, to buy or sell any securities or other investment products related to such securities or investments.

This report document contained is subject to change without prior notice. Wasata assumes no responsibility to update the information in this report document.

Prepared by Financial Advisory Department



+974 44498880
ramzi.qasmieh@Wasata.qa