



Daily Report for Ownership Changes

9th of January 2024 Session

									9-Jan			
Company	Qatari				GCC				Foreigners			
	Daily Chg.	Last 5 Sessions Chg.	Last 10 Sessions Chg.	Last 20 Sessions Chg.	Daily Chg.	Last 5 Sessions Chg.	Last 10 Sessions Chg.	Last 20 Sessions Chg.	Daily Chg.	Last 5 Sessions Chg.	Last 10 Sessions Chg.	Last 20 Sessions Chg.
QNBK	500,016	748,059	11,189,373	18,575,598	0	9,150	-494,452	-148,611	-500,016	-757,209	-10,694,921	-18,426,987
QIBK	285,285	438,615	2,080,035	-2,164,673	-1,000	-19,066	-17,431	-95,544	-284,285	-419,549	-2,062,604	2,260,217
CBQK	985,698	3,080,939	-2,012,789	-4,225,424	0	200,000	160,984	64,409	-985,698	-3,280,939	1,851,805	4,161,015
DHBK	270,104	-1,693,649	30,617	-1,425,981	0	-30,000	-50,000	-34,906	-270,104	1,723,649	19,383	1,460,887
ABQK	0	5,741	5,741	141	0	0	0	0	0	-5,741	-5,741	-141
QIIK	-140,372	-210,980	-617,999	-1,259,400	-1,000	-6,000	-5,113	-21,110	141,372	216,980	623,112	1,280,510
MARK	879,696	3,592,998	1,865,637	26,359,097	-48,760	-20,603	-250,527	6,658	-830,936	-3,572,395	-1,615,110	-26,365,755
DUBK	-69,721	-168,859	-1,360,210	-4,742,092	0	0	0	193,003	69,721	168,859	1,360,210	4,549,089
QFBQ	-539,457	-687,568	1,811,234	-906,794	38,000	55,800	-326,772	-346,387	501,457	631,768	-1,484,462	1,253,181
NLCS	341,342	2,892,882	4,718,741	1,685,747	-291	-182,243	-442,755	-213,199	-341,051	-2,710,639	-4,275,986	-1,472,548
DBIS	26,641	51,733	40,247	-309,213	119	-94,084	-78,477	-71,758	-26,760	42,351	38,230	380,971
QOIS	-82,507	339,515	140,826	491,940	0	-6,000	59,583	-158,405	82,507	-333,515	-200,409	-333,535
IHGS	7,604	-33,998	-63,988	115,049	0	-14,000	-23,000	-39,703	-7,604	47,998	86,988	-75,346
ZHCD	5,869	-1,589	-1,656	-1,706	0	0	0	0	-5,869	1,589	1,656	1,706
QGMD	-201,983	-265,030	-657,372	-1,320,698	18,585	-1,767	-31,626	-30,481	183,398	266,797	688,998	1,351,179
SIIS	-576,003	60,170	-1,407,677	-410,769	201,905	95,551	-19,639	522,642	374,098	-155,721	1,427,316	-111,873
BLDN	102,964	-770,799	-1,614,477	-2,043,232	0	0	-90,000	-44,493	-102,964	770,799	1,704,477	2,087,725
MCGS	155,835	550,612	757,448	736,097	0	40,720	29,406	40,720	-155,835	-591,332	-786,854	-776,817
QCFS	0	0	770	-6,590	0	0	0	0	0	0	-770	6,590
QFLS	44,942	508,810	995,781	1,350,502	0	-640	-162,239	-160,980	-44,942	-508,170	-833,542	-1,189,522
WDAM	14,718	204,607	616,910	-6,423	0	-6,000	-84,847	-5,945	-14,718	-198,607	-532,063	12,368
MCCS	6,336	252,648	605,686	882,963	0	0	0	-36,750	-6,336	-252,648	-605,686	-846,213
MERS	19,149	163,934	161,241	208,956	0	5,000	5,000	4,993	-19,149	-168,934	-166,241	-213,949
MEZA	70,874	-224,438	-1,496,739	-2,401,178	0	0	-12,968	-5,968	-70,874	224,438	1,509,707	2,407,146
QIMD	-60,470	-90,737	-346,003	-397,182	0	0	0	0	60,470	90,737	346,003	397,182

Company									9-Jan			
	Qatari				GCC				Foreigners			
	Daily Chg.	Last 5 Sessions Chg.	Last 10 Sessions Chg.	Last 20 Sessions Chg.	Daily Chg.	Last 5 Sessions Chg.	Last 10 Sessions Chg.	Last 20 Sessions Chg.	Daily Chg.	Last 5 Sessions Chg.	Last 10 Sessions Chg.	Last 20 Sessions Chg.
QNCD	-122,544	-31,276	105,552	303,649	0	47,988	147,988	129,153	122,544	-16,712	-253,540	-432,802
IQCD	259,271	1,480,701	1,287,765	86,029	1,451	56,570	67,530	138,600	-260,722	-1,537,271	-1,355,295	-224,629
QIGD	-113,992	-569,186	-1,008,834	-990,658	0	60,000	60,000	60,000	113,992	509,186	948,834	930,658
QEWS	30,670	55,436	-1,053,921	-1,437,690	0	7,540	15,290	73,500	-30,670	-62,976	1,038,631	1,364,190
AHCS	-99,293	3,616,855	4,502,905	4,397,409	0	-11,500	-11,500	-11,500	99,293	-3,605,355	-4,491,405	-4,385,909
GISS	-398,055	134,657	-1,629,539	1,379,342	0	-10,100	-118,499	-230,494	398,055	-124,557	1,748,038	-1,148,848
MPHC	-251,955	-13,734,779	-35,273,772	-34,008,726	3,000	-84,964	-378,275	-372,510	248,955	13,819,743	35,652,047	34,381,236
IGRD	-49,368	-863,656	-266,210	373,286	-1,500	48,935	74,135	-425,865	50,868	814,721	192,075	52,579
QAMC	4,746,180	7,607,709	-3,831,954	-29,744,494	0	-15,626	-349,846	-1,498,237	-4,746,180	-7,592,083	4,181,800	31,242,731
QATI	-134,613	2,824,046	7,644,078	9,735,856	0	33,000	-17,000	11,505	134,613	-2,857,046	-7,627,078	-9,747,361
DOHI	2,996	-116,173	-176,833	-247,833	0	189,419	189,419	187,575	-2,996	-73,246	-12,586	60,258
QGRI	204,101	286,148	194,636	247,668	-222,993	-483,680	-564,323	-614,323	18,892	197,532	369,687	366,655
AKHI	84,548	-77,331	-117,654	-175,237	0	20,000	9,747	5,006	-84,548	57,331	107,907	170,231
QISI	0	-2,900	73,937	56,706	0	0	0	0	0	2,900	-73,937	-56,706
BEMA	12,212	14,047	17,815	15,745	0	0	0	0	-12,212	-14,047	-17,815	-15,745
QLMI	137,374	296,461	956,451	2,256,873	0	0	0	61,000	-137,374	-296,461	-956,451	-2,317,873
UDCD	10,828	1,033,781	1,735,378	4,990,968	0	-151,929	-28,462	109,474	-10,828	-881,852	-1,706,916	-5,100,442
BRES	66,821	284,186	-4,611,246	-6,508,555	0	0	0	7,670	-66,821	-284,186	4,611,246	6,500,885
ERES	187,916	-1,441,020	-502,923	-302,748	0	87,062	-242,431	440,413	-187,916	1,353,958	745,354	-137,665
MRDS	1,264,761	-77,844	-1,823,877	-3,320,203	-90,937	536,307	545,866	389,610	-1,173,824	-458,463	1,278,011	2,930,593
ORDS	317,832	1,498,960	1,705,266	2,559,460	50,773	140,773	-39,790	-317,097	-368,605	-1,639,733	-1,665,476	-2,242,363
VFQS	-135,545	315,818	5,605,564	4,668,939	1,500	73,446	-537,260	-514,041	134,045	-389,264	-5,068,304	-4,154,898
QNNS	-1,273,526	-2,379,032	-2,950,390	-11,313,096	0	-3,000	-6,008	1,080	1,273,526	2,382,032	2,956,398	11,312,016
GWCS	-116,231	-2,351,154	-2,442,672	-2,517,851	0	-300	15,000	15,000	116,231	2,351,454	2,427,672	2,502,851
QGTS	-873,766	-858,223	-12,070,502	-5,878,669	0	247,700	228,913	-663,646	873,766	610,523	11,841,589	6,542,315

Trading values by nationality for the last Session

Nationality	Purchasing Value	Selling Value	Difference
Qataris	236.35	218.14	18.22
GCC	23.36	9.63	13.73
Arab	36.32	36.90	-0.57
Foreigners	83.52	114.89	-31.37
Total	379.56	379.56	0.00

In million QAR

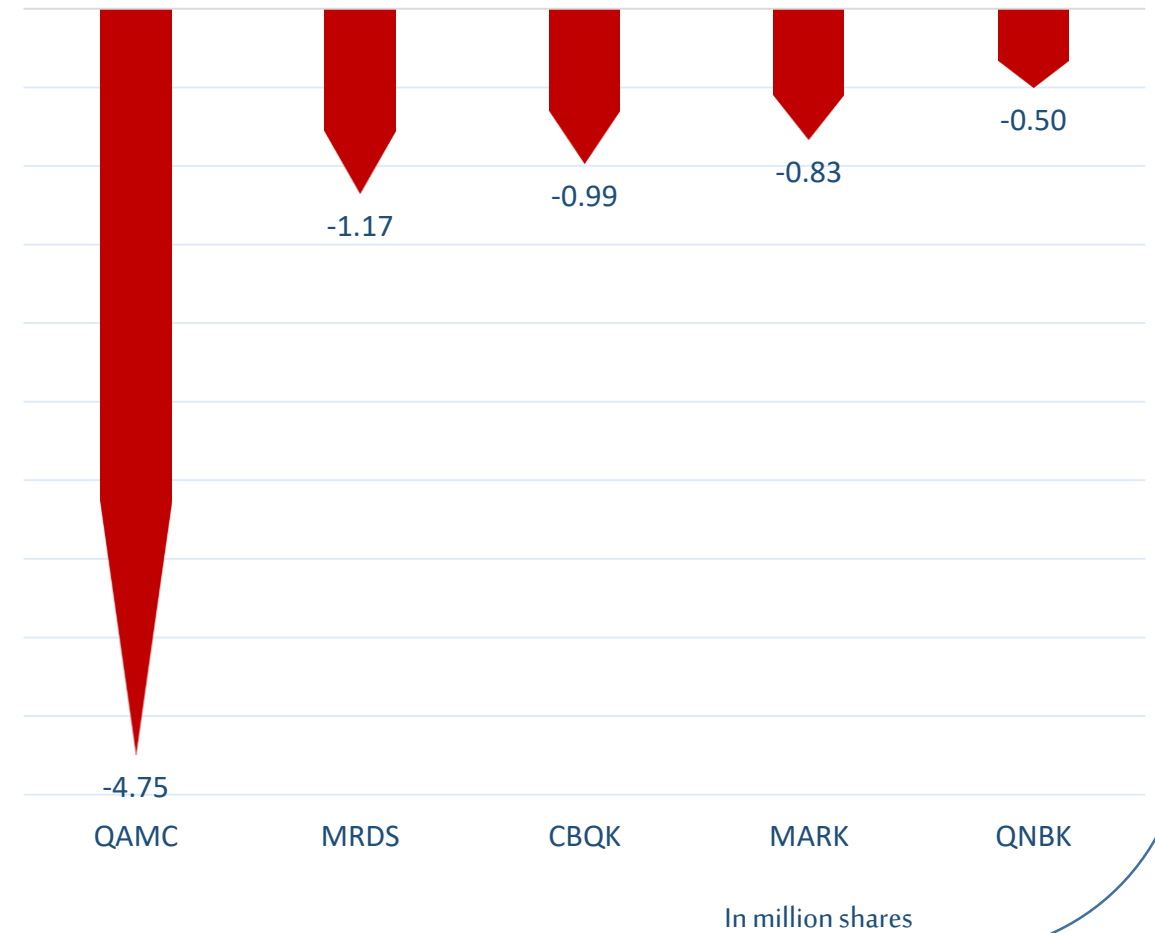
Trading by nationality for the last Session

Nationality	Buy %	Sell %	Net
Qataris	62.27%	57.47%	4.80%
GCC	6.16%	2.54%	3.62%
Arab	9.57%	9.72%	-0.15%
Foreigners	24.58%	21.95%	-8.26%

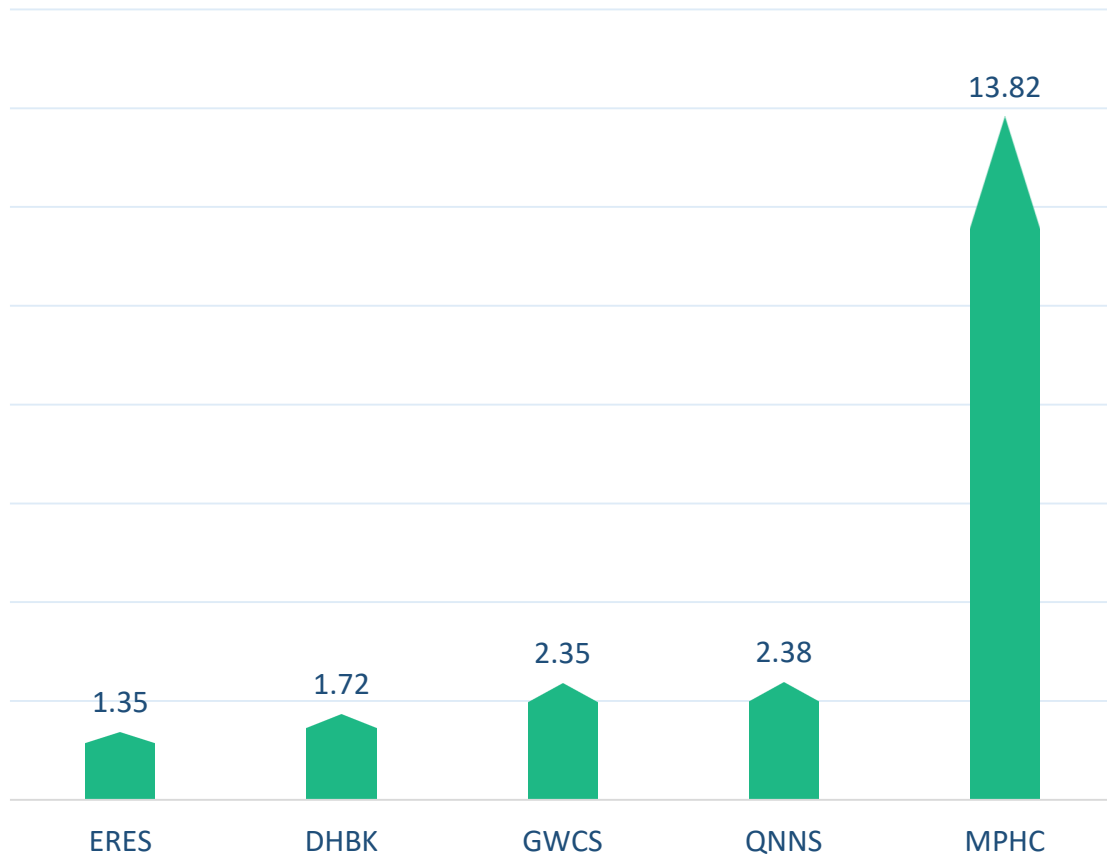
Top 5 Companies bought (net) by **Foreigners** in the last session



Top 5 Companies sold (net) by **Foreigners** in the last session

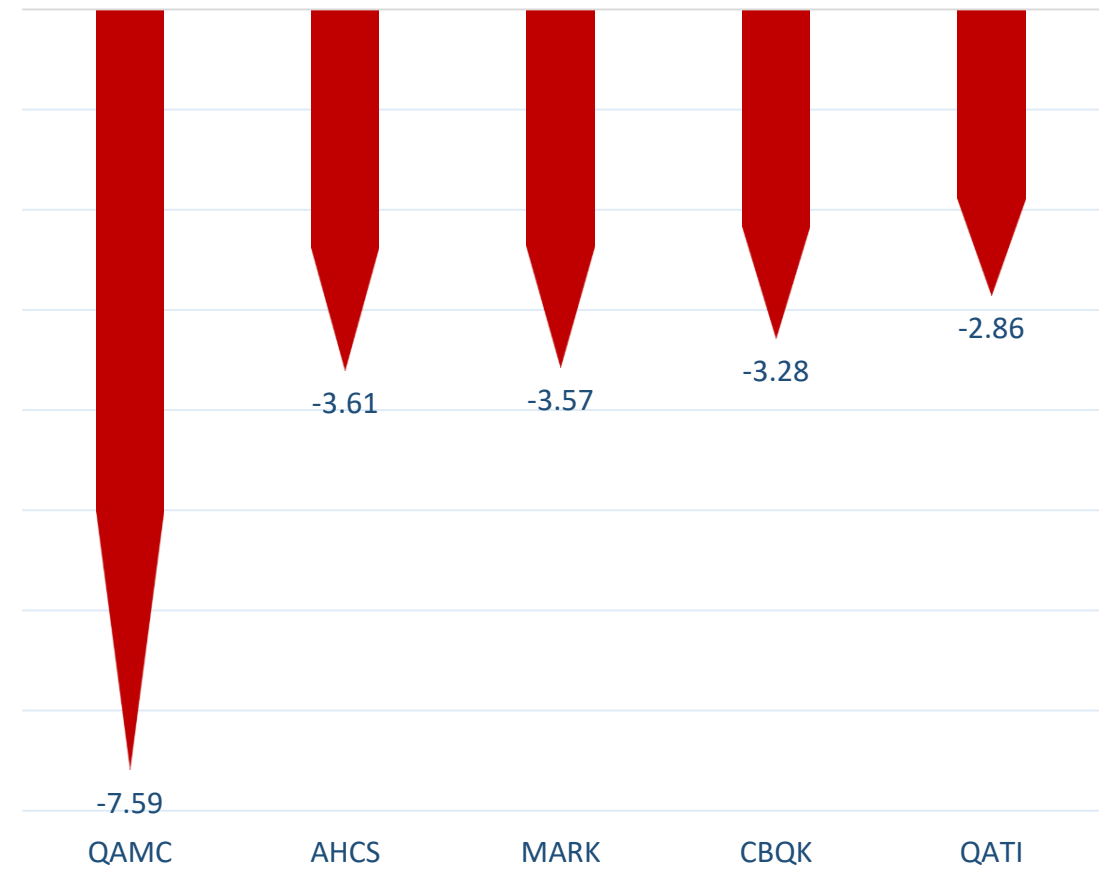


Top 5 Companies bought (net) by **Foreigners** over the last week



In million shares

Top 5 Companies sold (net) by **Foreigners** over the last week



In million shares



The figures represent a change in the number of shares.

Daily Change: The net change between 9th and 8th of January trading sessions

Change for the last 5 sessions: The total daily net change for the last 5 sessions.


Change for the last 10 sessions: The total daily net change for the last 10 sessions.

Change for the last 20 sessions: The total daily net change for the last 20 sessions.

DISCLAIMER:

The information contained was obtained from various public sources believed to be reliable, but we do not guarantee its accuracy. Wasata Financial Securities makes no representations or warranties (express or implied) regarding the data and information provided and Wasata Financial Securities does not represent that the information content of this document is complete, or free from any error, not misleading, or fit for any particular purpose. This report document provides general information only. Neither the information nor any opinion expressed constitutes an offer or an invitation to make an offer, to buy or sell any securities or other investment products related to such securities or investments.

This report document contained is subject to change without prior notice. Wasata assumes no responsibility to update the information in this report document.



Prepared by Financial Advisory Department


للأوراق المالية
FINANCIAL SECURITIES

+974 44498880

ramzi.qasmieh@Wasata.qa