



## Daily Report for Ownership Changes

3<sup>rd</sup> of January 2024 Session

									3 Jan			
Company	Qatari				GCC				Foreigners			
	Daily Chg.	Last 5 Sessions Chg.	Last 10 Sessions Chg.	Last 20 Sessions Chg.	Daily Chg.	Last 5 Sessions Chg.	Last 10 Sessions Chg.	Last 20 Sessions Chg.	Daily Chg.	Last 5 Sessions Chg.	Last 10 Sessions Chg.	Last 20 Sessions Chg.
QNBK	650,209	7,454,172	15,944,018	19,003,354	0	-503,602	-508,252	-152,761	-650,209	-6,950,570	-15,435,766	-18,850,593
QIBK	-143,938	1,749,667	-397,137	-1,568,399	0	9,135	-75,565	-76,378	143,938	-1,758,802	472,702	1,644,777
CBQK	1,822,784	-3,455,100	-3,795,779	-5,859,567	0	-39,016	-135,591	-132,991	-1,822,784	3,494,116	3,931,370	5,992,558
DHBK	-330,243	864,425	1,558,103	-1,134,794	-9,000	-29,000	-13,906	-43,028	339,243	-835,425	-1,544,197	1,177,822
ABQK	89	89	89	-5,511	0	0	0	0	-89	-89	-89	5,511
QIIK	31,681	-275,163	-756,675	-1,204,577	10,000	10,797	-5,110	-5,110	-41,681	264,366	761,785	1,209,687
MARK	1,506,091	-271,094	-361,430	30,169,526	65,809	62,836	255,892	-16,494	-1,571,900	208,258	105,538	-30,153,032
DUBK	44,939	-816,318	-1,245,122	-2,657,016	0	0	195,311	135,132	-44,939	816,318	1,049,811	2,521,884
QFBQ	74,980	2,688,242	928,085	-730,367	15,421	-367,151	-337,945	-386,766	-90,401	-2,321,091	-590,140	1,117,133
NLCS	2,284,762	4,179,160	3,151,917	139,329	-156,554	-412,785	-191,013	-129,743	-2,128,208	-3,766,375	-2,960,904	-9,586
DBIS	-101,320	-232,299	-482,584	-211,847	-32,551	-8,780	-31,206	-475	133,871	241,079	513,790	212,322
QOIS	14,185	6,154	168,060	57,928	0	115,363	-114,628	-152,405	-14,185	-121,517	-53,432	94,477
IHGS	-1,513	-49,190	-81,587	102,931	0	-15,100	14,000	-25,703	1,513	64,290	67,587	-77,228
ZHCD	-7	-74	-124	3,696	0	0	0	0	7	74	124	-3,696
QGM D	-86,866	-405,788	-995,245	-659,489	-16,365	-46,224	1,929	-193	103,231	452,012	993,316	659,682
SIIS	612,967	-510,728	-351,424	-566,194	-7,000	-122,190	339,924	420,091	-605,967	632,918	11,500	146,103
BLDN	719,216	-91,074	15,147	-77,006	0	-90,000	-90,000	-104,110	-719,216	181,074	74,853	181,116
MCGS	94,724	291,331	328,509	249,920	0	-11,314	0	0	-94,724	-280,017	-328,509	-249,920
QCFS	0	770	-6,590	-6,590	0	0	0	0	0	-770	6,590	6,590
QFLS	310,063	713,573	1,018,534	1,165,240	0	-161,599	-160,349	-160,340	-310,063	-551,974	-858,185	-1,004,900
WDAM	-112,234	39,081	-116,791	-334,484	0	-3,677	-106,258	55	112,234	-35,404	223,049	334,429
MCCS	160,276	385,334	401,986	952,623	0	0	-10,250	-10,250	-160,276	-385,334	-391,736	-942,373
MERS	2,647	7,370	31,177	48,412	8,769	8,769	8,762	8,762	-11,416	-16,139	-39,939	-57,174
MEZA	-151,342	-955,482	-1,977,400	-2,771,655	0	-7,785	-12,968	-5,968	151,342	963,267	1,990,368	2,777,623
QIMD	-40,474	-295,740	-295,740	-271,955	0	0	0	0	40,474	295,740	295,740	271,955

Company									3 Jan			
	Qatari				GCC				Foreigners			
	Daily Chg.	Last 5 Sessions Chg.	Last 10 Sessions Chg.	Last 20 Sessions Chg.	Daily Chg.	Last 5 Sessions Chg.	Last 10 Sessions Chg.	Last 20 Sessions Chg.	Daily Chg.	Last 5 Sessions Chg.	Last 10 Sessions Chg.	Last 20 Sessions Chg.
QNCD	-5,134	85,508	109,144	449,418	50,000	150,000	150,625	131,165	-44,866	-235,508	-259,769	-580,583
IQCD	736,544	311,198	2,448,508	3,333,110	50,000	60,460	129,938	148,322	-786,544	-371,658	-2,578,446	-3,481,432
QIGD	113,210	-321,511	-437,758	-452,811	0	0	0	0	-113,210	321,511	437,758	452,811
QEWS	-32,809	-1,004,772	-1,261,014	-1,504,711	0	-1,000	29,955	65,960	32,809	1,005,772	1,231,059	1,438,751
AHCS	36,074	903,301	791,504	921,455	-11,500	-11,500	-11,500	-11,500	-24,574	-891,801	-780,004	-909,955
GISS	882,399	-612,266	332,989	4,541,672	0	11,602	-211,602	-114,444	-882,399	600,664	-121,387	-4,427,228
MPHC	-6,422,098	-27,231,413	-27,007,604	-27,509,773	-8,962	-310,443	-296,508	-304,821	6,431,060	27,541,856	27,304,112	27,814,594
IGRD	-446,736	64,709	561,714	-1,616,691	0	25,200	15,572	-474,767	446,736	-89,909	-577,286	2,091,458
QAMC	1,387,983	-10,056,981	-26,699,312	-34,479,819	-40,000	-103,151	-323,732	-1,577,611	-1,347,983	10,160,132	27,023,044	36,057,430
QATI	2,994,645	7,642,483	8,075,236	10,126,853	22,000	-8,000	750	5,750	-3,016,645	-7,634,483	-8,075,986	-10,132,603
DOHI	0	-59,810	12,555	-127,704	0	0	0	-1,844	0	59,810	-12,555	129,548
QGRI	17,904	-73,150	-69,311	-19,576	-94,387	-175,030	-175,030	-225,030	76,483	248,180	244,341	244,606
AKHI	224,223	118,263	109,233	92,528	-17,685	-60,511	12,062	-51,449	-206,538	-57,752	-121,295	-41,079
QISI	-1,452	74,877	72,354	52,488	0	0	0	0	1,452	-74,877	-72,354	-52,488
BEMA	0	3,768	1,124	1,698	0	0	0	0	0	-3,768	-1,124	-1,698
QLMI	54,345	718,835	1,522,173	2,259,495	0	0	0	61,000	-54,345	-718,835	-1,522,173	-2,320,495
UDCD	39,211	1,116,384	1,092,667	4,888,370	0	123,467	326,476	258,403	-39,211	-1,239,851	-1,419,143	-5,146,773
BRES	-16,848	-4,410,882	-5,681,666	-7,348,411	0	0	7,670	7,670	16,848	4,410,882	5,673,996	7,340,741
ERES	1,446,150	1,512,748	1,217,590	896,133	-53,743	-26,421	-127,449	278,164	-1,392,407	-1,486,327	-1,090,141	-1,174,297
MRDS	140,114	-1,973,512	-4,790,365	-3,359,198	245,036	246,424	139,701	420,073	-385,150	1,727,088	4,650,664	2,939,125
ORDS	604,876	739,291	1,950,927	1,591,145	50,000	-102,063	-264,989	-413,559	-654,876	-637,228	-1,685,938	-1,177,586
VFQS	-917,120	4,237,761	3,867,611	3,573,783	0	-610,706	-601,487	-587,487	917,120	-3,627,055	-3,266,124	-2,986,296
QNNS	75,513	-408,183	-1,573,613	-9,400,039	0	-3,008	1,382	6,039	-75,513	411,191	1,572,231	9,394,000
GWCS	-790,096	-909,244	-1,073,549	-1,278,238	0	15,300	10,300	6,082	790,096	893,944	1,063,249	1,272,156
QGTS	-51,906	-10,365,358	-17,414,475	-1,772,306	0	20,079	-156,320	-840,729	51,906	10,345,279	17,570,795	2,613,035

## Trading values by nationality for the last Session

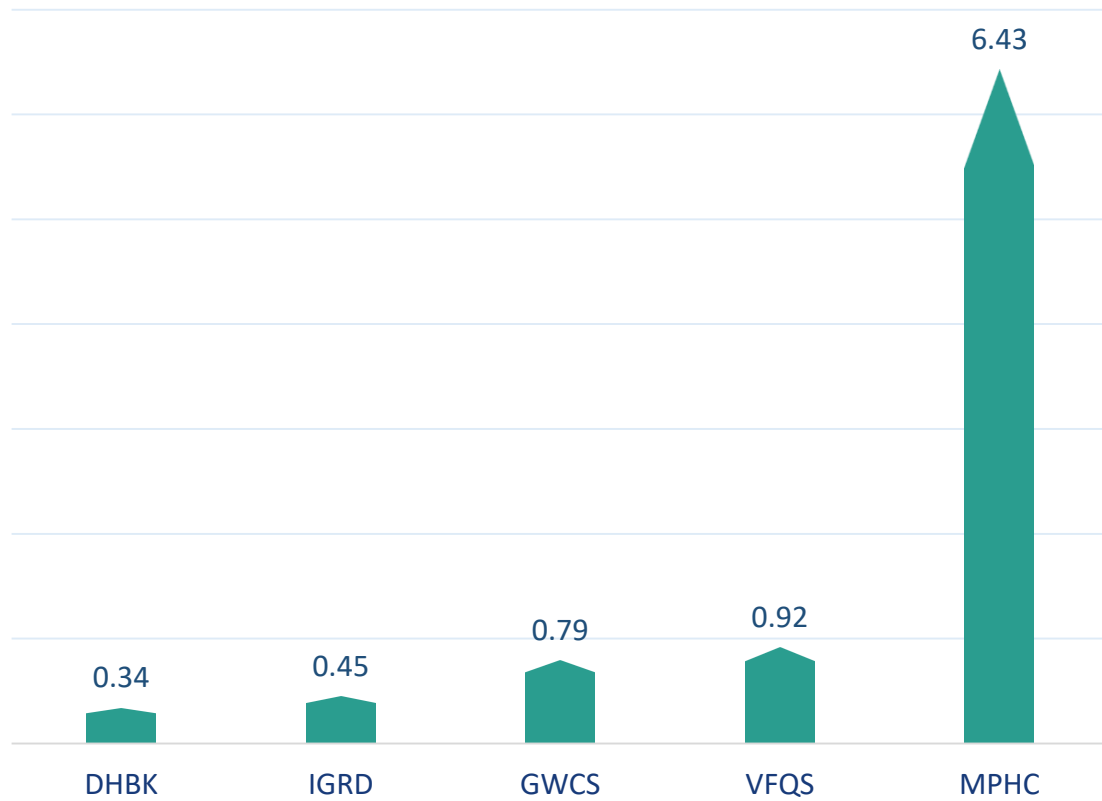
Nationality	Purchasing Value	Selling Value	Difference
Qataris	369.51	327.23	42.28
GCC	45.16	81.21	-36.06
Arab	67.81	67.38	0.43
Foreigners	112.70	119.36	-6.66
Total	595.18	595.18	0.00

In million QAR

## Trading by nationality for the last Session

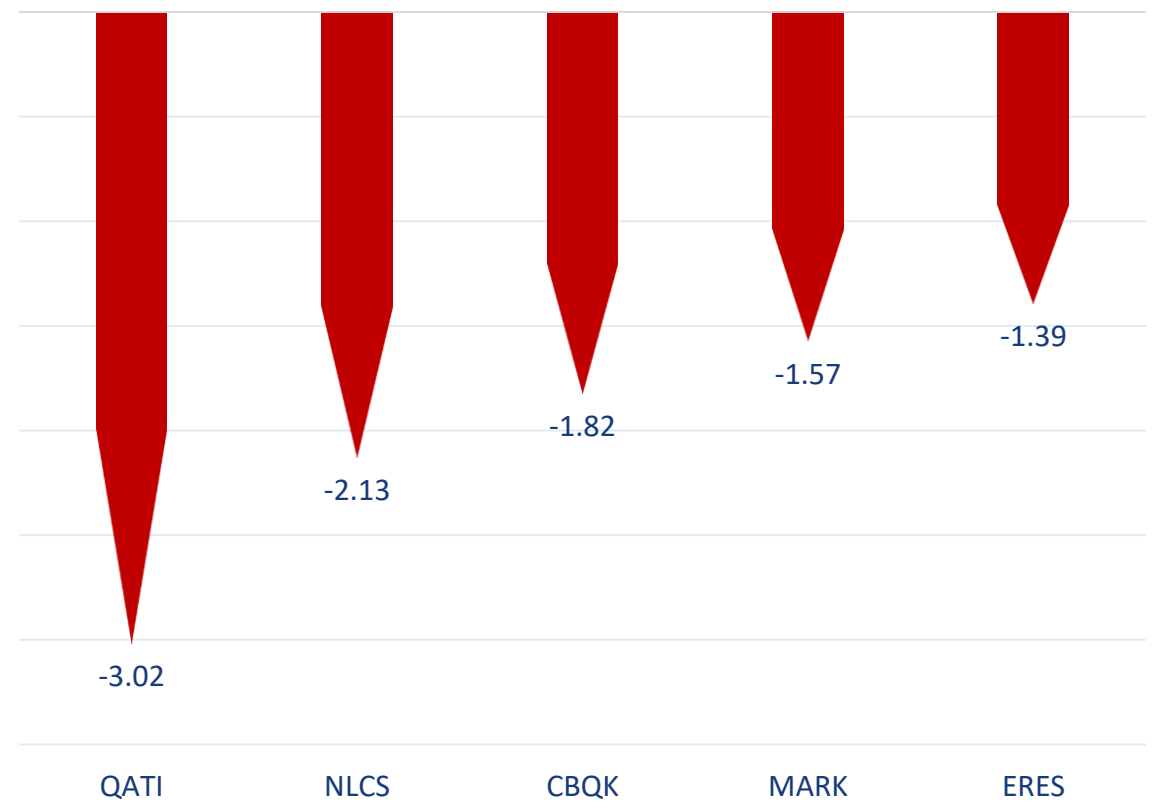
Nationality	Buy %	Sell %	Net
Qataris	62.08%	54.98%	7.11%
GCC	7.59%	13.65%	-6.06%
Arab	11.39%	11.32%	0.07%
Foreigners	24.58%	21.95%	-1.12%

### Top 5 Companies bought (net) by **Foreigners** in the last session



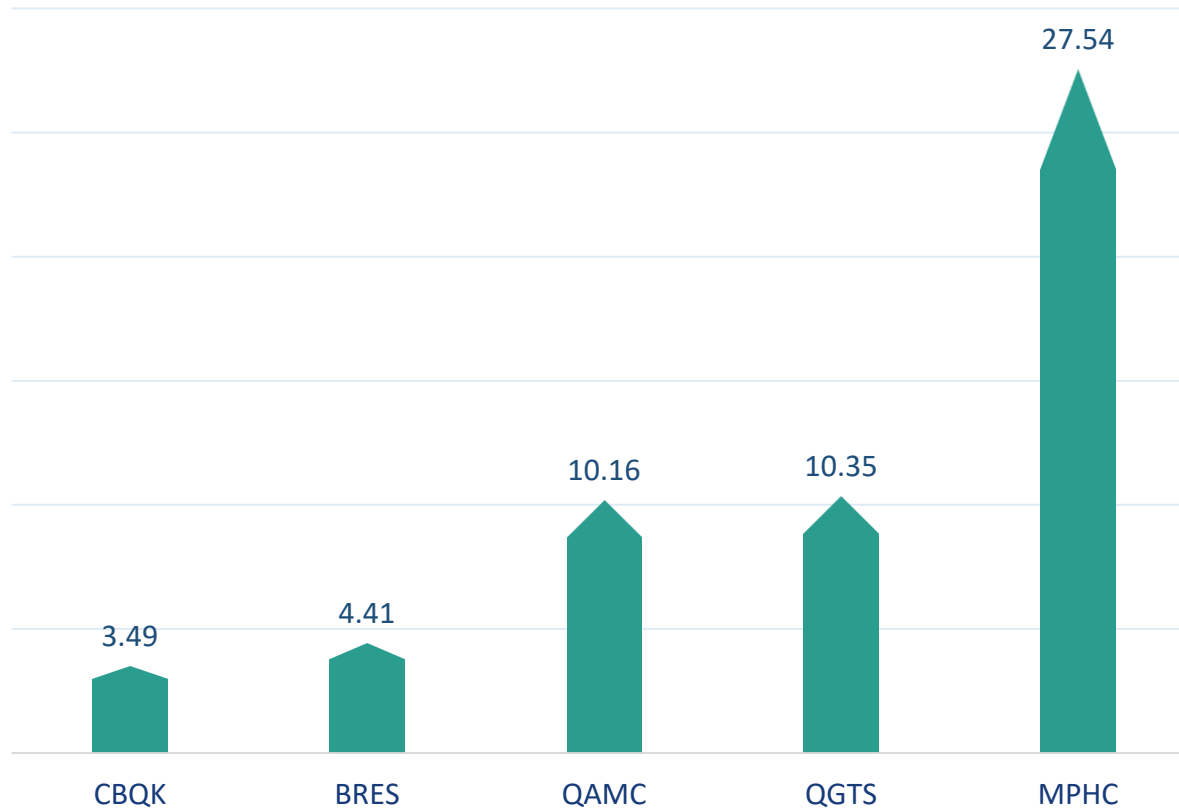
In million shares

### Top 5 Companies sold (net) by **Foreigners** in the last session



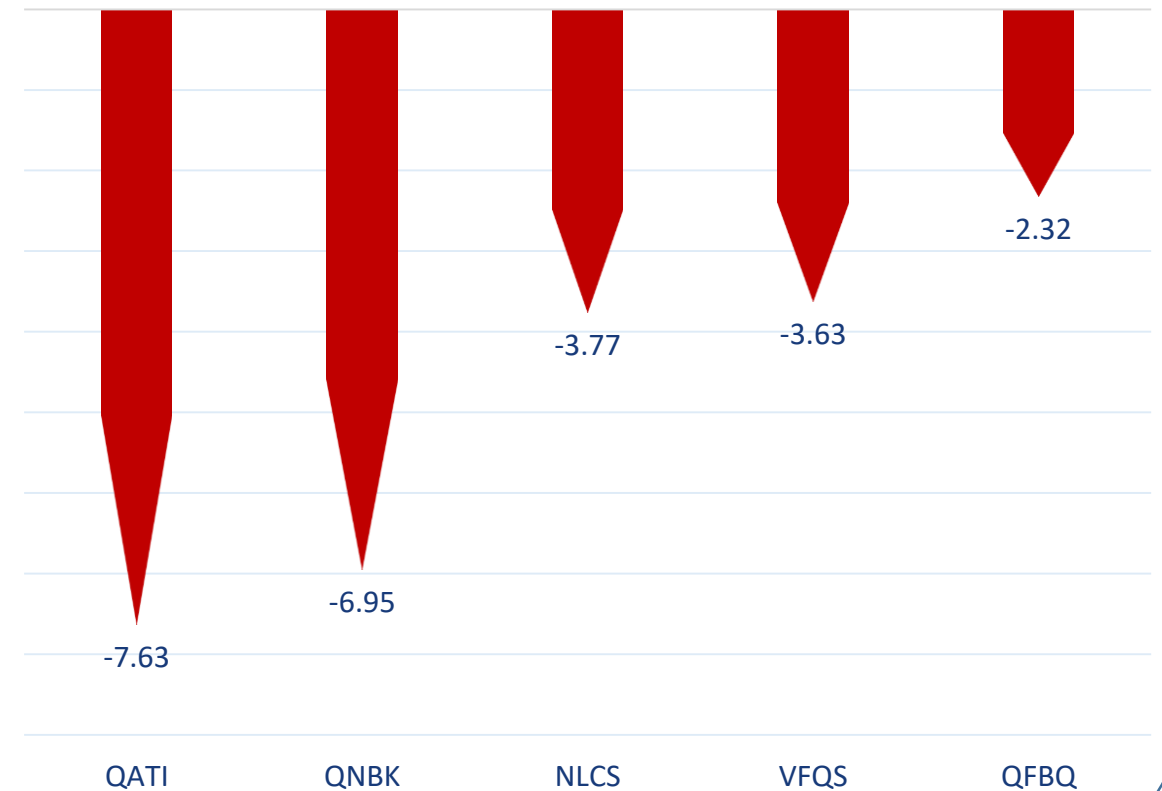
In million shares

Top 5 Companies bought (net) by **Foreigners** over the last week



In million shares

Top 5 Companies sold (net) by **Foreigners** over the last week



In million shares



The figures represent a change in the number of shares.

Daily Change: The net change between 3<sup>rd</sup> and 2<sup>nd</sup> of Jan 2024 trading sessions

Change for the last 5 sessions: The total daily net change for the last 5 sessions.

Change for the last 10 sessions: The total daily net change for the last 10 sessions.

Change for the last 20 sessions: The total daily net change for the last 20 sessions.

## **DISCLAIMER:**

The information contained was obtained from various public sources believed to be reliable, but we do not guarantee its accuracy. Wasata Financial Securities makes no representations or warranties (express or implied) regarding the data and information provided and Wasata Financial Securities does not represent that the information content of this document is complete, or free from any error, not misleading, or fit for any particular purpose. This report document provides general information only. Neither the information nor any opinion expressed constitutes an offer or an invitation to make an offer, to buy or sell any securities or other investment products related to such securities or investments.

This report document contained is subject to change without prior notice. Wasata assumes no responsibility to update the information in this report document.





Prepared by Financial Advisory Department

  
وساطة  
WASATA  
للأوراق المالية  
FINANCIAL SECURITIES

+974 44498880

[ramzi.qasmieh@Wasata.qa](mailto:ramzi.qasmieh@Wasata.qa)