



Daily Report for Ownership Changes

4th of February 2024 Session

									4-Feb			
Company	Qatari				GCC				Foreigners			
	Daily Chg.	Last 5 Sessions Chg.	Last 10 Sessions Chg.	Last 20 Sessions Chg.	Daily Chg.	Last 5 Sessions Chg.	Last 10 Sessions Chg.	Last 20 Sessions Chg.	Daily Chg.	Last 5 Sessions Chg.	Last 10 Sessions Chg.	Last 20 Sessions Chg.
QNBK	-153,343	1,067,316	2,264,543	-5,509,957	0	6,465	-3,535	20,465	153,343	-1,073,781	-2,261,008	5,489,492
QIBK	-61,058	1,017,287	841,450	-4,801,759	0	644	-24,116	27,244	61,058	-1,017,931	-817,334	4,774,515
CBQK	573,114	1,851,483	1,463,860	-11,955,091	85,880	129,372	148,372	196,805	-658,994	-1,980,855	-1,612,232	11,758,286
DHBK	-1,122,717	-3,944,579	-12,008,058	-10,113,213	0	0	-14,000	-12,302	1,122,717	3,944,579	12,022,058	10,125,515
ABQK	0	92	-3,998	-15,175	0	0	0	0	0	-92	3,998	15,175
QIIK	-165,163	185,657	368,551	223,721	0	0	-15,500	-85,251	165,163	-185,657	-353,051	-138,470
MARK	-3,567,501	-3,788,581	2,454,852	6,293,801	-20,440	-132,432	-216,007	-1,696,071	3,587,941	3,921,013	-2,238,845	-4,597,730
DUBK	-440,160	-144,398	-1,247,985	-3,140,615	0	36,537	42,592	86,438	440,160	107,861	1,205,393	3,054,177
QFBQ	301,339	563,766	1,136,027	1,261,909	0	-30,000	-140,524	-514,902	-301,339	-533,766	-995,503	-747,007
NLCS	-107,501	-914,408	1,725,632	3,517,505	0	-46,847	-63,900	-119,576	107,501	961,255	-1,661,732	-3,397,929
DBIS	52,720	369,134	150,595	841,029	-2,700	-14,976	-58,876	-37,437	-50,020	-354,158	-91,719	-803,592
QOIS	98,782	79,108	-113,176	704,985	-7,377	-3	-3	-3	-91,405	-79,105	113,179	-704,982
IHGS	6,051	36,188	88,785	-53,045	0	0	-920	4,080	-6,051	-36,188	-87,865	48,965
ZHCD	-4,385	-4,970	-4,953	-324	-3,635	-3,087	-3,087	-5,287	8,020	8,057	8,040	5,611
QGMD	355,057	121,133	-209,678	-1,697,871	15,000	137,729	86,845	128,219	-370,057	-258,862	122,833	1,569,652
SIIS	61,887	901,311	-291,499	189,512	0	30,193	143,445	49,320	-61,887	-931,504	148,054	-238,832
BLDN	409,934	520,769	-834,705	-574,971	0	-7,526	900	92,261	-409,934	-513,243	833,805	482,710
MCGS	91,627	141,790	131,914	1,473,636	0	0	36,715	75,573	-91,627	-141,790	-168,629	-1,549,209
QCFS	0	0	0	0	0	0	0	0	0	0	0	0
QFLS	5,020	84,836	1,674,707	2,982,580	1,500	58,337	79,905	81,831	-6,520	-143,173	-1,754,612	-3,064,411
WDAM	-195,199	-499,103	-1,024,983	-778,021	0	103,939	99,939	197,106	195,199	395,164	925,044	580,915
MCCS	-3,665	96,926	176,198	298,874	0	0	0	0	3,665	-96,926	-176,198	-298,874
MERS	5,632	38,376	25,796	300,832	781	835	1,335	-3,146	-6,413	-39,211	-27,131	-297,686
MEZA	-66,579	-292,233	-451,817	-298,690	0	0	4,649	4,649	66,579	292,233	447,168	294,041
QIMD	-78,696	-206,896	-467,845	-764,944	0	0	324	324	78,696	206,896	467,521	764,620
QNCD	-34,577	-74,862	-825,892	-1,273,082	0	-27,042	-122,692	-119,175	34,577	101,904	948,584	1,392,257

Company									4-Feb			
	Qatari				GCC				Foreigners			
	Daily Chg.	Last 5 Sessions Chg.	Last 10 Sessions Chg.	Last 20 Sessions Chg.	Daily Chg.	Last 5 Sessions Chg.	Last 10 Sessions Chg.	Last 20 Sessions Chg.	Daily Chg.	Last 5 Sessions Chg.	Last 10 Sessions Chg.	Last 20 Sessions Chg.
QNCD	-34,577	-74,862	-825,892	-1,273,082	0	-27,042	-122,692	-119,175	34,577	101,904	948,584	1,392,257
IQCD	90,914	853,123	1,747,313	-684,066	3,000	4,000	69,483	117,775	-93,914	-857,123	-1,816,796	566,291
QIGD	-91,420	-172,729	15,096	-504,317	0	6,698	2,351	-33,004	91,420	166,031	-17,447	537,321
QEWS	4,788	559,896	760,025	-1,670,195	0	0	0	0	-4,788	-559,896	-760,025	1,670,195
AHCS	-223,499	-393,625	132,826	-230,947	0	0	0	-30,000	223,499	393,625	-132,826	260,947
GISS	-1,220,401	-1,610,779	-3,679,613	-10,211,319	15,000	-4,617	68,869	-96,551	1,205,401	1,615,396	3,610,744	10,307,870
MPHC	-772	-1,745,180	-16,194,143	-22,206,392	0	-18,266	18,800	203,304	772	1,763,446	16,175,343	22,003,088
IGRD	-259,610	-2,640,612	-6,879,904	-4,742,641	0	-8,646	10,754	-39,246	259,610	2,649,258	6,869,150	4,781,887
QAMC	-1,205,812	-2,623,370	-12,000,656	7,577,348	0	-3,550	54,429	-101,978	1,205,812	2,626,920	11,946,227	-7,475,370
QATI	54,222	671,796	2,469,691	-7,602,600	0	0	-5,000	487,000	-54,222	-671,796	-2,464,691	7,115,600
DOHI	-1,201	3,299	78,535	105,103	0	0	16,498	24,624	1,201	-3,299	-95,033	-129,727
QGRI	0	8,484	11,896	251,047	0	681	26,285	-295,104	0	-9,165	-38,181	44,057
AKHI	-70,938	47,038	3,847	-49,655	0	0	0	0	70,938	-47,038	-3,847	49,655
QISI	11,286	18,900	90,870	29,027	0	0	0	0	-11,286	-18,900	-90,870	-29,027
BEMA	100	-5,050	-64,677	-94,648	0	0	0	0	-100	5,050	64,677	94,648
QLMI	2,033	90,554	116,817	551,357	0	0	0	100,600	-2,033	-90,554	-116,817	-651,957
UDCD	291,878	1,641,712	19,658	-11,576,336	0	-77,243	176,096	331,361	-291,878	-1,564,469	-195,754	11,244,975
BRES	100,401	1,317,753	251,101	-169,031	0	832	1,218	1,503	-100,401	-1,318,585	-252,319	167,528
ERES	476,601	2,636,635	323,561	4,087	0	-16,957	-156,547	-157,546	-476,601	-2,619,678	-167,014	153,459
MRDS	238,814	-657,646	1,301,709	682,455	-111,263	-119,957	-49,968	-552,200	-127,551	777,603	-1,251,741	-130,255
ORDS	-74,029	-774,205	-1,278,487	-7,027,645	-600	85,220	24,454	-189,414	74,629	688,985	1,254,033	7,217,059
VFQS	20,319	-4,690,191	-6,821,946	-9,495,743	-5,640	480,122	399,762	371,137	-14,679	4,210,069	6,422,184	9,124,606
QNNS	3,095	25,748	-87,147	-9,471,474	0	0	0	0	-3,095	-25,748	87,147	9,471,474
GWCS	-52,978	-476,832	-3,700,874	-4,351,971	15,443	24,472	-30,528	-30,528	37,535	452,360	3,731,402	4,382,499
QGTS	-1,169,850	1,617,767	-5,183,355	-7,950,564	0	-795,545	-932,355	-1,594,777	1,169,850	-822,222	6,115,710	9,545,341

Trading values by nationality for the last Session

Nationality	Purchasing Value	Selling Value	Difference
Qataris	192.41	214.19	-21.78
GCC	12.62	15.25	-2.63
Arab	29.63	25.33	4.29
Foreigners	46.48	26.38	20.11
Total	281.15	281.15	0.00

In million QAR

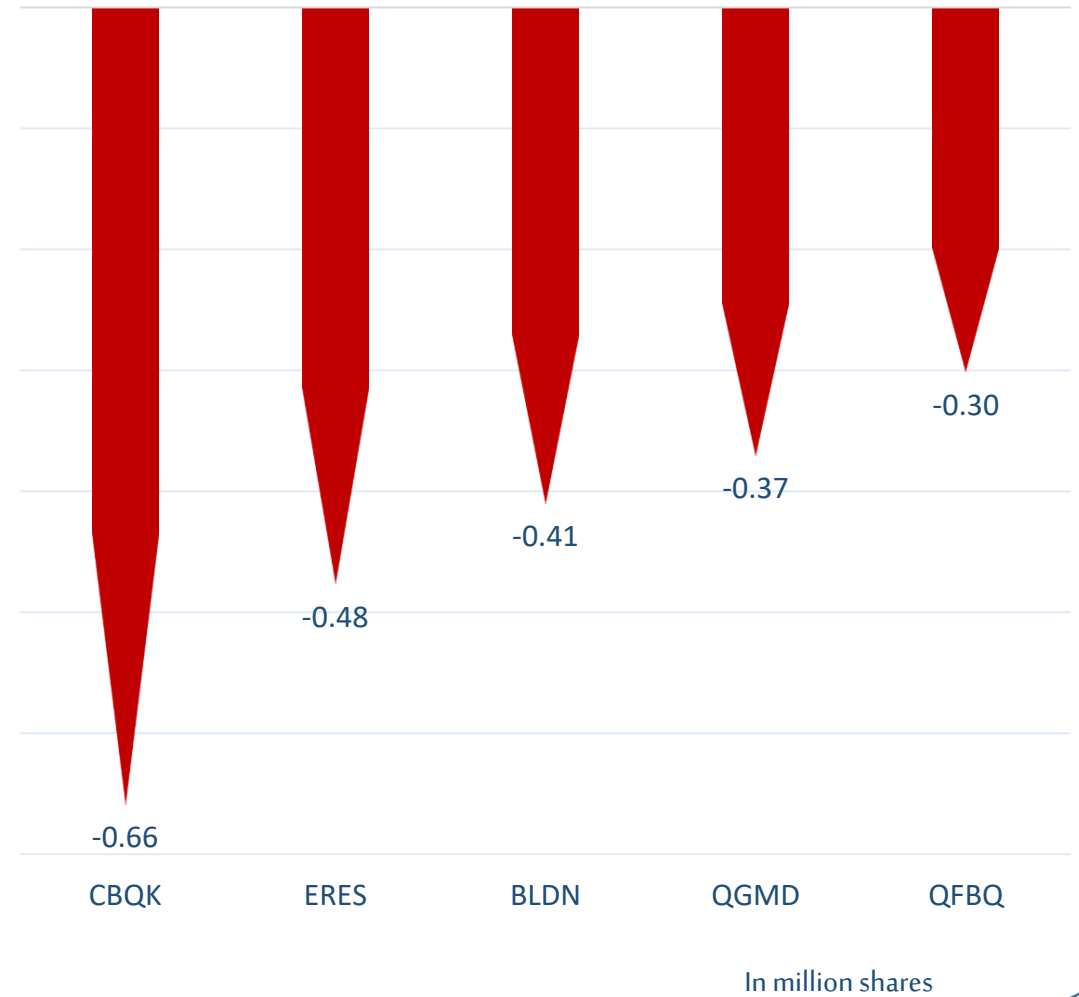
Trading by nationality for the last Session

Nationality	Buy %	Sell %	Net
Qataris	68.44%	76.18%	-7.75%
GCC	4.49%	5.43%	-0.94%
Arab	10.54%	9.01%	1.53%
Foreigners	24.58%	21.95%	7.15%

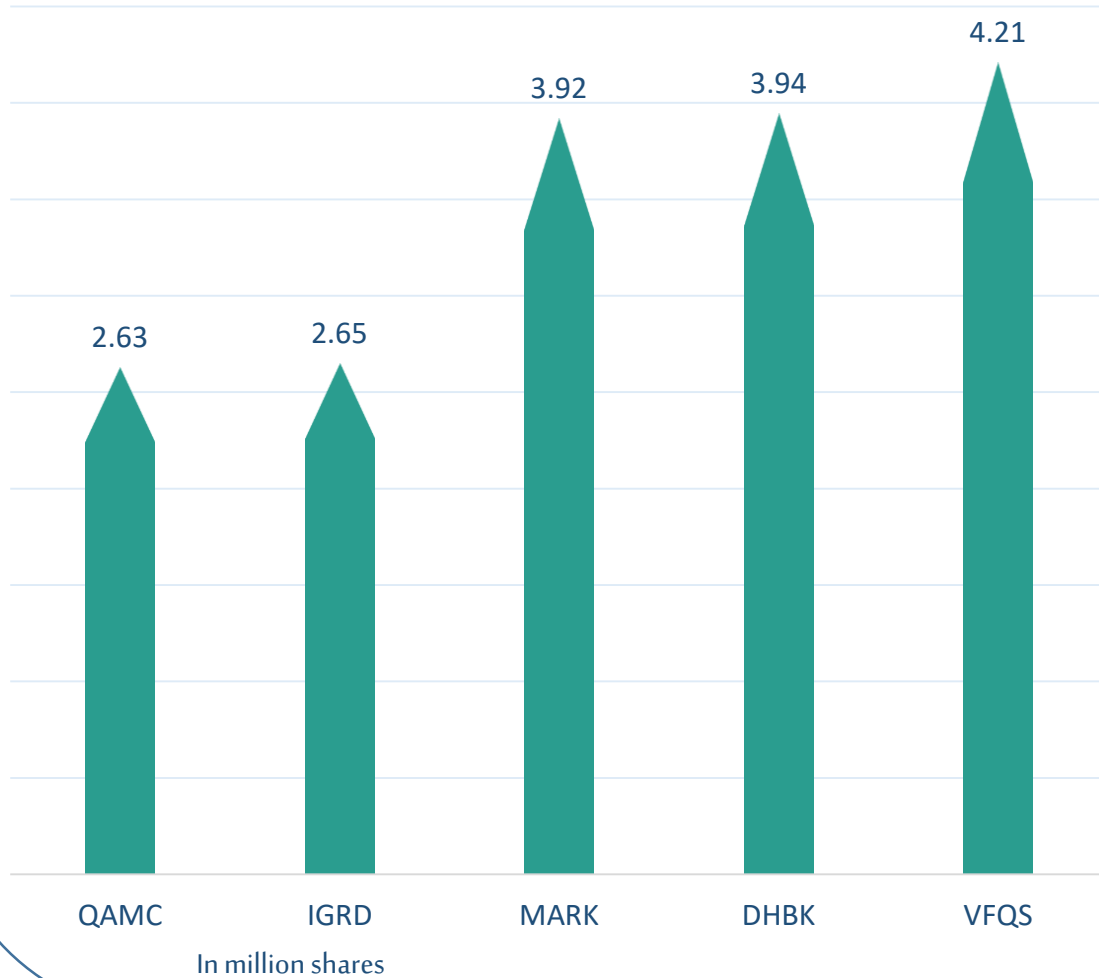
Top 5 Companies bought (net) by **Foreigners** in the last session



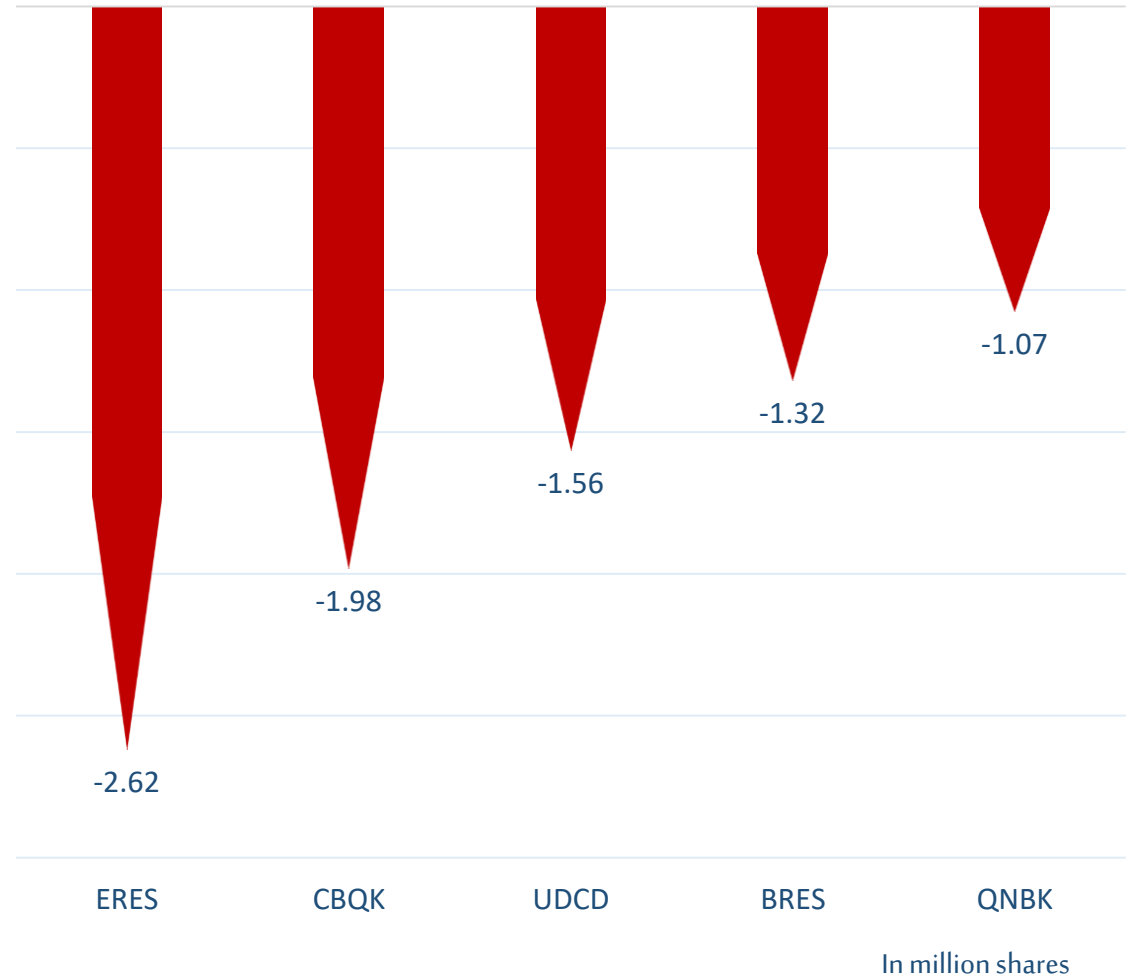
Top 5 Companies sold (net) by **Foreigners** in the last session



Top 5 Companies bought (net) by **Foreigners** over the last 5 Sessions



Top 5 Companies sold (net) by **Foreigners** over the last 5 Sessions





The figures represent a change in the number of shares.

Daily Change: The net change between 4th and 1st of February trading sessions

Change for the last 5 sessions: The total daily net change for the last 5 sessions.

Change for the last 10 sessions: The total daily net change for the last 10 sessions.

Change for the last 20 sessions: The total daily net change for the last 20 sessions.

DISCLAIMER:

The information contained was obtained from various public sources believed to be reliable, but we do not guarantee its accuracy. Wasata Financial Securities makes no representations or warranties (express or implied) regarding the data and information provided and Wasata Financial Securities does not represent that the information content of this document is complete, or free from any error, not misleading, or fit for any particular purpose. This report document provides general information only. Neither the information nor any opinion expressed constitutes an offer or an invitation to make an offer, to buy or sell any securities or other investment products related to such securities or investments.

This report document contained is subject to change without prior notice. Wasata assumes no responsibility to update the information in this report document.



Prepared by Financial Advisory Department


وساطة
WASATA
للأوراق المالية
FINANCIAL SECURITIES

+974 44498880

ramzi.qasmieh@Wasata.qa