



Daily Report for Ownership Changes

1st of February 2024 Session

									1-Feb			
Company	Qatari				GCC				Foreigners			
	Daily Chg.	Last 5 Sessions Chg.	Last 10 Sessions Chg.	Last 20 Sessions Chg.	Daily Chg.	Last 5 Sessions Chg.	Last 10 Sessions Chg.	Last 20 Sessions Chg.	Daily Chg.	Last 5 Sessions Chg.	Last 10 Sessions Chg.	Last 20 Sessions Chg.
QNBK	409,528	1,108,551	2,698,429	-5,201,711	1,065	6,465	-2,535	26,465	-410,593	-1,115,016	-2,695,894	5,175,246
QIBK	109,431	1,269,194	946,065	-4,665,794	20	-356	-31,892	25,244	-109,451	-1,268,838	-914,173	4,640,550
CBQK	544,386	1,648,030	938,484	-12,322,209	0	95,492	82,492	110,925	-544,386	-1,743,522	-1,020,976	12,211,284
DHBK	-3,551,598	-2,891,134	-10,550,931	-9,843,331	0	0	-14,000	-12,302	3,551,598	2,891,134	10,564,931	9,855,633
ABQK	0	92	-3,998	-15,175	0	0	0	0	0	-92	3,998	15,175
QIKK	75,384	359,020	550,902	369,288	0	0	-15,500	-85,251	-75,384	-359,020	-535,402	-284,037
MARK	-2,933,533	-62,703	6,564,378	8,605,619	6,950	-113,539	-216,802	-1,681,271	2,926,583	176,242	-6,347,576	-6,924,348
DUBK	-33,759	254,687	-921,542	-2,906,369	0	36,537	76,110	86,438	33,759	-291,224	845,432	2,819,931
QFBQ	486,652	-451,510	929,750	1,098,066	0	-140,524	-140,524	-514,902	-486,652	592,034	-789,226	-583,164
NLCS	-7,450	-1,817,801	2,271,259	5,530,225	-26,250	-46,847	-63,900	-137,788	33,700	1,864,648	-2,207,359	-5,392,437
DBIS	128,241	288,344	93,762	845,447	-13,000	-12,276	-56,176	-48,515	-115,241	-276,068	-37,586	-796,932
QOIS	-12,300	-186,532	-295,092	673,436	0	7,374	7,374	7,374	12,300	179,158	287,718	-680,810
IHGS	4,200	48,550	89,336	-49,532	0	0	-920	4,080	-4,200	-48,550	-88,416	45,452
ZHCD	0	-1,525	-977	-2,731	0	548	248	-1,652	0	977	729	4,383
QGMD	-393,823	-326,820	-658,855	-2,082,484	16,679	122,729	53,810	98,620	377,144	204,091	605,045	1,983,864
SIIS	97,512	361,455	-461,943	-837,589	15,500	30,193	143,445	118,142	-113,012	-391,648	318,498	719,447
BLDN	-169,456	-64,230	-1,383,298	-1,478,908	0	-7,487	900	92,261	169,456	71,717	1,382,398	1,386,647
MCGS	340,220	53,446	355,418	1,411,970	0	0	36,715	96,293	-340,220	-53,446	-392,133	-1,508,263
QCFS	0	0	0	0	0	0	0	0	0	0	0	0
QFLS	-16,997	168,240	1,629,737	3,116,359	0	57,837	79,124	80,331	16,997	-226,077	-1,708,861	-3,196,690
WDAM	-216,551	-565,309	-925,662	-535,349	0	103,939	197,106	197,106	216,551	461,370	728,556	338,243
MCCS	1,186	88,528	164,730	324,835	0	0	0	0	-1,186	-88,528	-164,730	-324,835
MERS	-8,755	24,344	29,026	380,833	54	54	554	-3,927	8,701	-24,398	-29,580	-376,906
MEZA	-118,025	-235,654	-392,200	-235,930	0	0	4,649	4,649	118,025	235,654	387,551	231,281
QIMD	18,329	-98,215	-484,632	-696,096	0	0	324	324	-18,329	98,215	484,308	695,772

									3-Feb			
Company	Qatari				GCC				Foreigners			
	Daily Chg.	Last 5 Sessions Chg.	Last 10 Sessions Chg.	Last 20 Sessions Chg.	Daily Chg.	Last 5 Sessions Chg.	Last 10 Sessions Chg.	Last 20 Sessions Chg.	Daily Chg.	Last 5 Sessions Chg.	Last 10 Sessions Chg.	Last 20 Sessions Chg.
QNCD	-73,844	-19,612	-1,152,082	-1,130,303	0	-27,042	-122,692	-121,187	73,844	46,654	1,274,774	1,251,490
IQCD	-71,627	652,082	2,792,409	-579,863	0	1,000	93,328	117,775	71,627	-653,082	-2,885,737	462,088
QIGD	-708,529	310,534	210,011	-848,323	-52,665	6,698	2,351	-33,004	761,194	-317,232	-212,362	881,327
QEWS	77,372	569,809	805,349	-1,630,186	0	0	0	5,000	-77,372	-569,809	-805,349	1,625,186
AHCS	11,443	-189,353	226,825	2,506,423	0	0	0	-30,000	-11,443	189,353	-226,825	-2,476,423
GISS	57,112	-128,627	-2,430,517	-8,568,039	0	-19,033	81,375	-111,551	-57,112	147,660	2,349,142	8,679,590
MPHC	-911,724	-1,711,765	-15,778,476	-24,688,868	-2,500	-64,684	49,043	221,897	914,224	1,776,449	15,729,433	24,466,971
IGRD	-134,782	-2,470,080	-6,455,152	-4,679,422	0	-8,646	10,754	-39,246	134,782	2,478,726	6,444,398	4,718,668
QAMC	-934,011	245,477	-10,740,535	9,720,758	10,350	-3,014	-571	-82,604	923,661	-242,463	10,741,106	-9,638,154
QATI	-3,163	1,054,061	2,547,824	-7,656,822	-18,000	0	72,251	487,000	21,163	-1,054,061	-2,620,075	7,169,822
DOHI	1	-1,011	79,236	106,194	0	0	16,498	24,624	-1	1,011	-95,734	-130,818
QGRI	0	8,484	12,675	273,228	0	681	26,285	-338,304	0	-9,165	-38,960	65,076
AKHI	50,828	150,265	62,108	-235,665	0	0	0	0	-50,828	-150,265	-62,108	235,665
QISI	-1,028	4,578	74,929	25,470	0	0	0	0	1,028	-4,578	-74,929	-25,470
BEMA	-250	-5,150	-64,777	-94,748	0	0	0	0	250	5,150	64,777	94,748
QLMI	34,310	209,104	369,664	550,819	0	0	0	100,600	-34,310	-209,104	-369,664	-651,419
UDCD	586,005	1,316,120	-272,106	-12,706,881	0	-77,243	176,096	331,361	-586,005	-1,238,877	96,010	12,375,520
BRES	260,987	1,257,581	131,937	-250,380	0	1,218	1,218	1,503	-260,987	-1,258,799	-133,155	248,877
ERES	668,655	2,451,683	-13,625	-2,022,417	-101,793	-79,975	-157,167	-189,263	-566,862	-2,371,708	170,792	2,211,680
MRDS	-180,618	-219,138	217,939	-701,131	119,073	-8,694	-40,843	-244,455	61,545	227,832	-177,096	945,586
ORDS	-170	-703,458	-1,329,462	-6,636,897	0	85,820	25,054	-198,814	170	617,638	1,304,408	6,835,711
VFQS	-204,085	-4,999,096	-6,963,672	-9,552,939	0	470,762	406,152	450,723	204,085	4,528,334	6,557,520	9,102,216
QNNS	-18,033	10,702	-98,803	-10,512,826	0	0	0	0	18,033	-10,702	98,803	10,512,826
GWCS	17,570	-783,891	-3,910,417	-4,520,513	0	9,029	-45,971	-46,271	-17,570	774,862	3,956,388	4,566,784
QGTS	134,769	1,609,851	-4,494,898	-7,847,891	0	-795,044	-935,155	-1,597,058	-134,769	-814,807	5,430,053	9,444,949

Insider Traders for the last Week

Company	Bought	Sold	Net
QGTS	858,504	0	858,504
QATI	767,876	0	767,876
MARK	390,000	0	390,000
QNCD	279,285	77,817	201,468
CBQK	52,645	0	52,645
QFLS	20,000	0	20,000
BLDN	9,850	0	9,850
ZHCD	7,599	0	7,599
MKDM	7,300	0	7,300
MPHC	0	29,200	-29,200
IQCD	60,083	107,009	-46,926
MHAR	0	80,000	-80,000
VFQS	0	100,000	-100,000

Trading values by nationality for the last Week

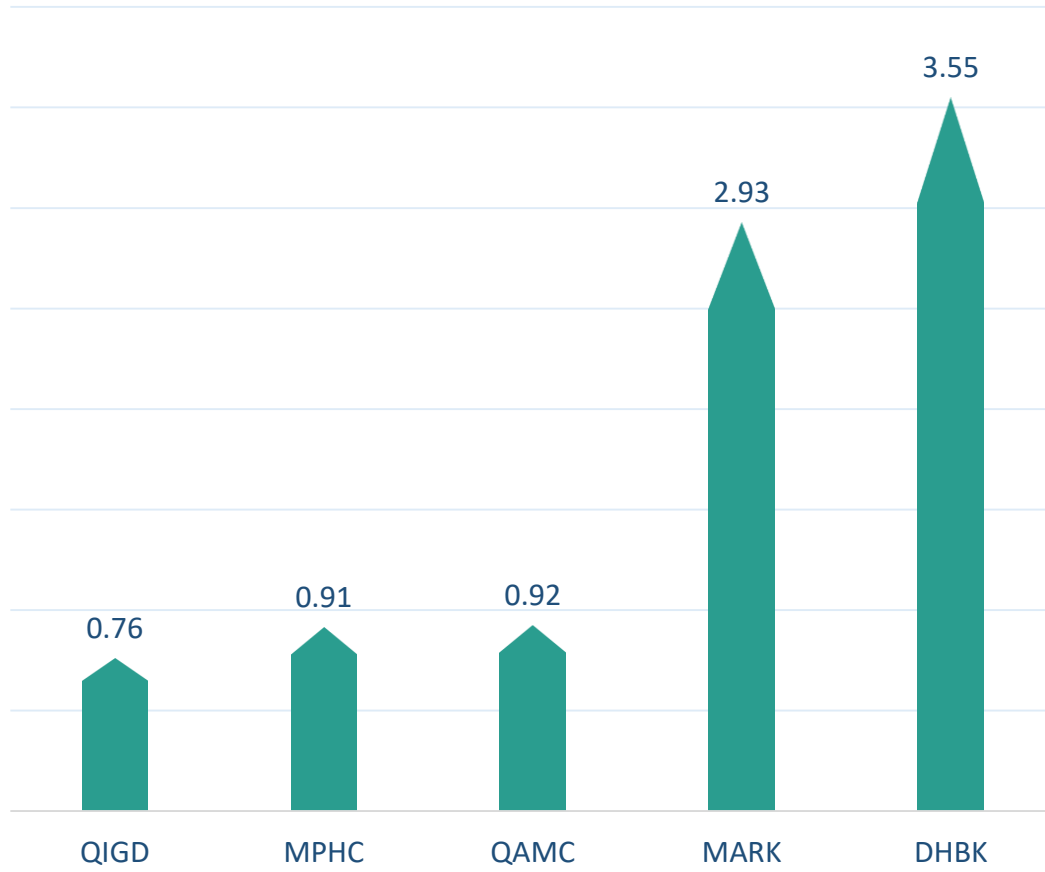
Nationality	Purchasing Value	Selling Value	Difference
Qataris	1,433.22	1,376.22	57.00
GCC	38.26	82.14	-43.89
Arab	194.77	182.15	12.63
Foreigners	513.36	539.09	-25.74
Total	2,179.60	2,179.60	0.00

In million QAR

Trading by nationality for the last Week

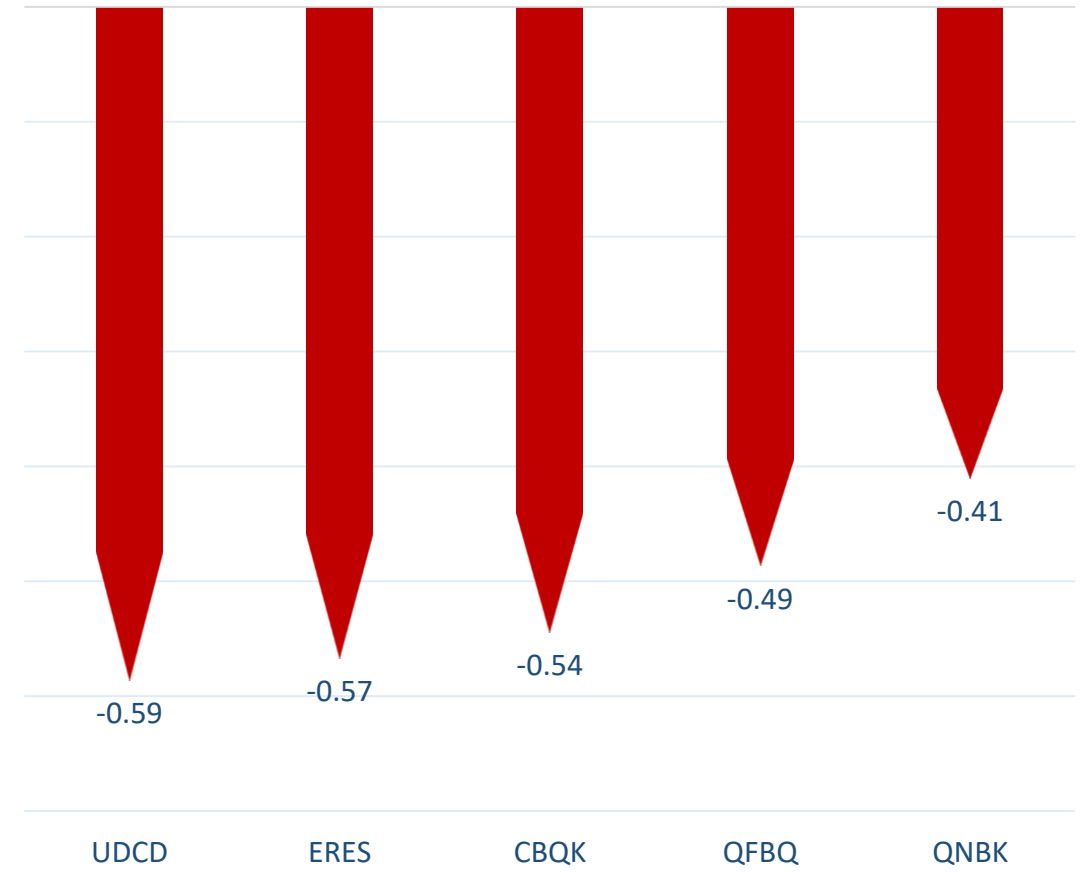
Nationality	Buy %	Sell %	Net
Qataris	65.76%	63.14%	2.62%
GCC	1.76%	3.77%	-2.01%
Arab	8.94%	8.36%	0.58%
Foreigners	24.58%	21.95%	-1.18%

Top 5 Companies bought (net) by **Foreigners** in the last session



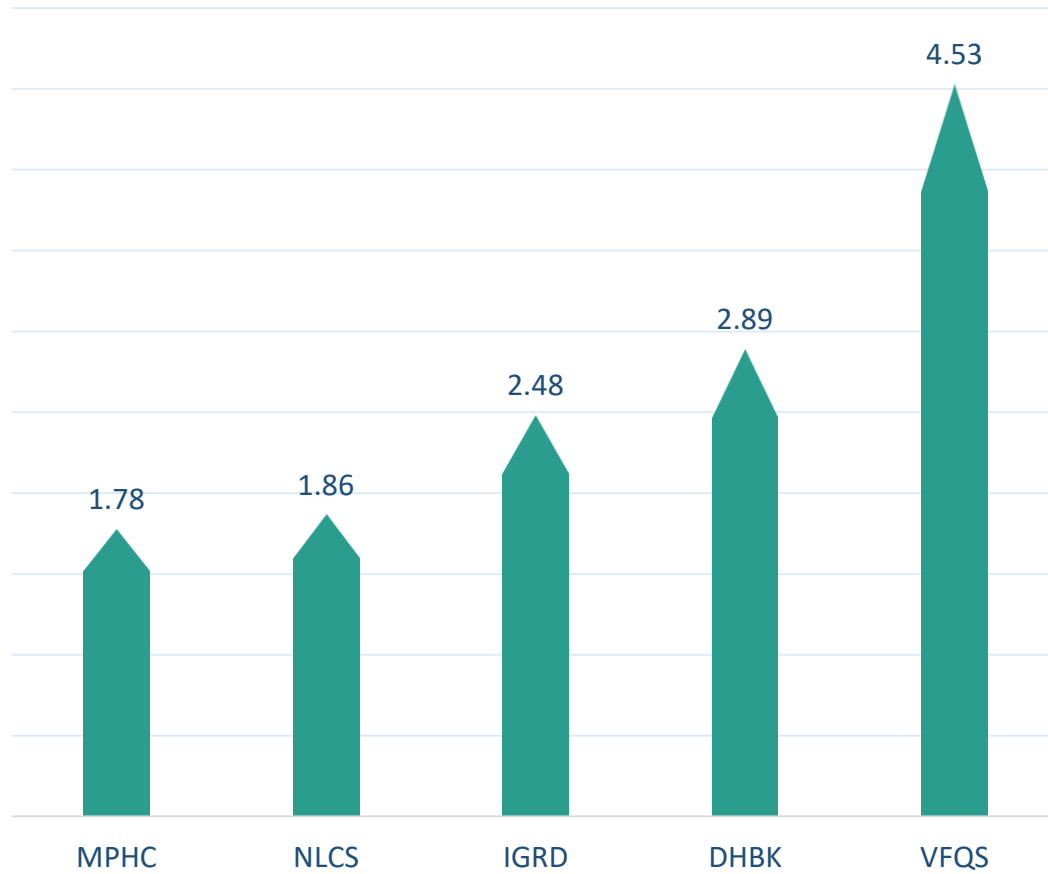
In million shares

Top 5 Companies sold (net) by **Foreigners** in the last session



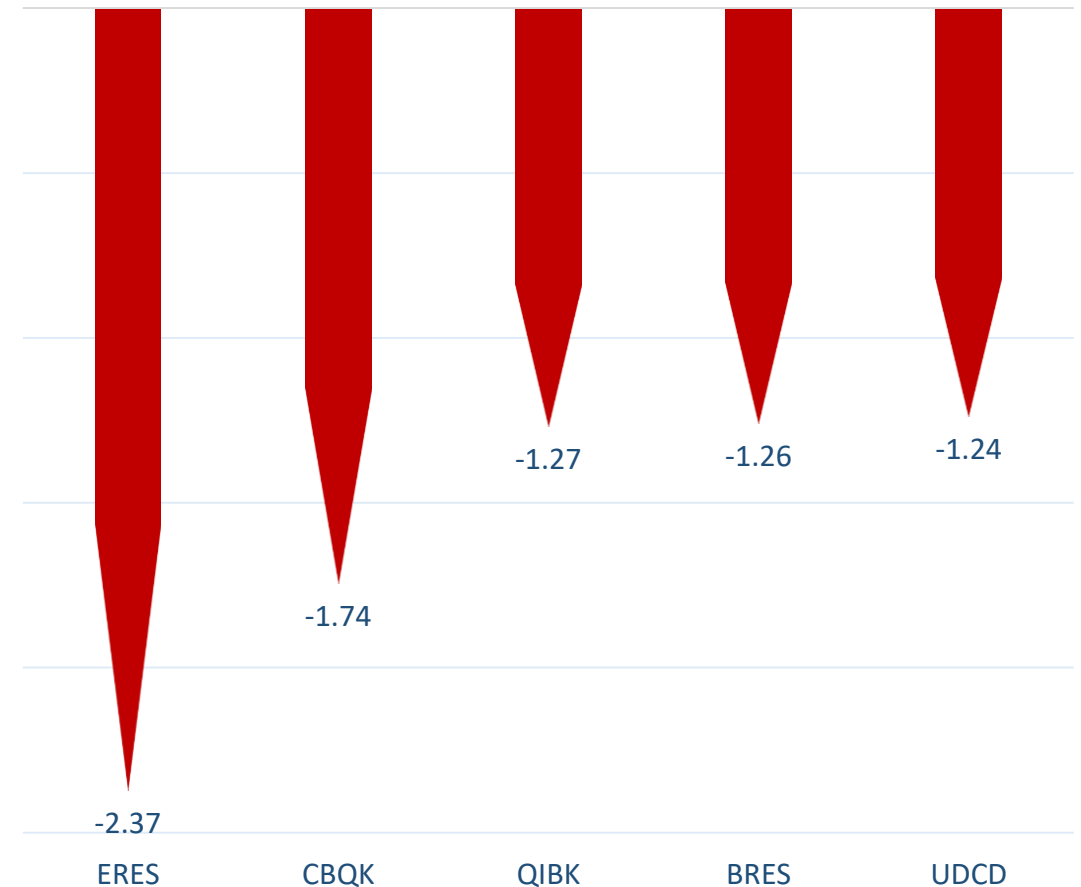
In million shares

Top 5 Companies bought (net) by **Foreigners** over the last week



In million shares

Top 5 Companies sold (net) by **Foreigners** over the last week



In million shares



The figures represent a change in the number of shares.

Daily Change: The net change between 1st of February and 31th of January trading sessions

Change for the last 5 sessions: The total daily net change for the last 5 sessions.

Change for the last 10 sessions: The total daily net change for the last 10 sessions.

Change for the last 20 sessions: The total daily net change for the last 20 sessions.

DISCLAIMER:

The information contained was obtained from various public sources believed to be reliable, but we do not guarantee its accuracy. Wasata Financial Securities makes no representations or warranties (express or implied) regarding the data and information provided and Wasata Financial Securities does not represent that the information content of this document is complete, or free from any error, not misleading, or fit for any particular purpose. This report document provides general information only. Neither the information nor any opinion expressed constitutes an offer or an invitation to make an offer, to buy or sell any securities or other investment products related to such securities or investments.

This report document contained is subject to change without prior notice. Wasata assumes no responsibility to update the information in this report document.

Prepared by Financial Advisory Department



+974 44498880
ramzi.qasmieh@Wasata.qa