



Daily Report for Ownership Changes

11th of February 2024 Session

									11-Feb			
Company	Qatari				GCC				Foreigners			
	Daily Chg.	Last 5 Sessions Chg.	Last 10 Sessions Chg.	Last 20 Sessions Chg.	Daily Chg.	Last 5 Sessions Chg.	Last 10 Sessions Chg.	Last 20 Sessions Chg.	Daily Chg.	Last 5 Sessions Chg.	Last 10 Sessions Chg.	Last 20 Sessions Chg.
QNBK	971,393	2,748,690	3,816,006	-4,570,317	200	151,760	158,225	302,725	-971,593	-2,900,450	-3,974,231	4,267,592
QIBK	-306,539	-1,547,459	-530,172	-6,883,482	0	-55,919	-55,275	-106,125	306,539	1,603,378	585,447	6,989,607
CBQK	535,692	2,185,118	4,036,601	-11,194,481	6,847	158,865	288,237	355,670	-542,539	-2,343,983	-4,324,838	10,838,811
DHBK	-41,979	-2,546,687	-6,491,266	-12,445,939	3,000	3,000	3,000	-9,302	38,979	2,543,687	6,488,266	12,455,241
ABQK	-5,759	-17,122	-17,030	-30,228	0	5,000	5,000	5,000	5,759	12,122	12,030	25,228
QIK	81,647	150,592	336,249	702,445	0	0	0	-66,556	-81,647	-150,592	-336,249	-635,889
MARK	-903,876	-7,352,322	-11,140,903	1,525,540	-22,293	-94,907	-227,339	-356,525	926,169	7,447,229	11,368,242	-1,169,015
DUBK	5,086	-1,654,255	-1,798,653	-3,929,728	-25,011	-51,398	-14,861	32,780	19,925	1,705,653	1,813,514	3,896,948
QFBQ	-30,569	183,077	746,843	1,538,150	-5,000	95,449	65,449	-536,075	35,569	-278,526	-812,292	-1,002,075
NLCS	-388,313	-330,107	-1,244,515	2,923,579	-5,000	29,426	-17,421	-45,920	393,313	300,681	1,261,936	-2,877,659
DBIS	113,917	16,064	385,198	754,172	0	0	-14,976	-65,876	-113,917	-16,064	-370,222	-688,296
QOIS	-10,000	-118,263	-39,155	215,578	0	0	-3	-3	10,000	118,263	39,158	-215,575
IHGS	-10,809	46,571	82,759	-4,047	0	0	0	-920	10,809	-46,571	-82,759	4,967
ZHCD	-6,126	-13,954	-18,924	-16,419	0	-2,520	-5,607	-7,807	6,126	16,474	24,531	24,226
QGMD	370,223	-2,018,250	-1,897,117	-3,367,222	23,684	49,576	187,305	173,647	-393,907	1,968,674	1,709,812	3,193,575
SIS	-61,475	-671,039	230,272	-956,487	-15,800	199,395	229,588	193,467	77,275	471,644	-459,860	763,020
BLDN	149,459	-1,020,391	-499,622	-1,819,905	-1,000	-4,889	-12,415	87,122	-148,459	1,025,280	512,037	1,732,783
MCGS	-6,858	-362,977	-221,187	257,074	0	0	0	36,715	6,858	362,977	221,187	-293,789
QCFS	0	0	0	0	0	0	0	0	0	0	0	0
QFLS	78,695	392,949	477,785	3,409,918	0	5,700	64,037	87,531	-78,695	-398,649	-541,822	-3,497,449
WDAM	68,528	253,760	-245,343	-791,833	0	-5,000	98,939	192,106	-68,528	-248,760	146,404	599,727
MCCS	-72,010	-130,036	-33,110	44,649	0	0	0	0	72,010	130,036	33,110	-44,649
MERS	-3,050	60,858	99,234	142,999	0	0	835	1,835	3,050	-60,858	-100,069	-144,834
MEZA	-28,651	-287,587	-579,820	-531,990	0	0	0	4,649	28,651	287,587	579,820	527,341
QIMD	75,067	49,758	-157,138	-516,370	0	0	0	324	-75,067	-49,758	157,138	516,046

Company									11-Feb			
	Qatari				GCC				Foreigners			
	Daily Chg.	Last 5 Sessions Chg.	Last 10 Sessions Chg.	Last 20 Sessions Chg.	Daily Chg.	Last 5 Sessions Chg.	Last 10 Sessions Chg.	Last 20 Sessions Chg.	Daily Chg.	Last 5 Sessions Chg.	Last 10 Sessions Chg.	Last 20 Sessions Chg.
QNCD	-31,626	-268,962	-343,824	-1,238,045	-2,000	35,521	8,479	-83,654	33,626	233,441	335,345	1,321,699
IQCD	542,634	2,772,229	3,625,352	629,601	24,759	52,509	56,509	164,190	-567,393	-2,824,738	-3,681,861	-793,791
QIGD	-862,110	-1,154,205	-1,326,934	-1,111,649	-1,200	51,300	57,998	77,998	863,310	1,102,905	1,268,936	1,033,651
QEWS	91,452	30,819	590,715	-1,883,936	0	0	0	0	-91,452	-30,819	-590,715	1,883,936
AHCS	-198,200	-1,389,997	-1,783,622	-1,407,100	8,400	24,220	24,220	24,220	189,800	1,365,777	1,759,402	1,382,880
GISS	201,397	1,207,468	-403,311	-4,620,156	0	16,226	11,609	169,001	-201,397	-1,223,694	391,702	4,451,155
MPHC	-1,142,339	-6,876,834	-8,622,014	-27,007,374	0	-147,054	-165,320	-3,607	1,142,339	7,023,888	8,787,334	27,010,981
IGRD	478,778	301,854	-2,338,758	-6,953,009	0	0	-8,646	10,754	-478,778	-301,854	2,347,404	6,942,255
QAMC	-79,987	-6,623,988	-9,247,358	-17,806,960	-17,700	-36,540	-40,090	-159,936	97,687	6,660,528	9,287,448	17,966,896
QATI	518,273	514,109	1,185,905	-7,915,293	0	-20,000	-20,000	462,000	-518,273	-494,109	-1,165,905	7,453,293
DOHI	-39,175	-36,592	-33,293	37,488	33,775	33,775	33,775	90,818	5,400	2,817	-482	-128,306
QGRI	37,817	-136,595	-128,111	-89,649	-16,238	96,177	96,858	22,466	-21,579	40,418	31,253	67,183
AKHI	-39,713	123,464	170,502	93,818	0	0	0	0	39,713	-123,464	-170,502	-93,818
QISI	1,540	34,847	53,747	88,723	0	0	0	0	-1,540	-34,847	-53,747	-88,723
BEMA	-899	11,555	6,505	-95,305	0	0	0	0	899	-11,555	-6,505	95,305
QLMI	-500	181,453	272,007	638,500	0	0	0	0	500	-181,453	-272,007	-638,500
UDCD	409,144	2,269,041	3,910,753	-9,944,590	5,000	115,500	38,257	668,499	-414,144	-2,384,541	-3,949,010	9,276,091
BRES	-99,597	-407,860	909,893	-1,310,417	0	0	832	-44,282	99,597	407,860	-910,725	1,354,699
ERES	-436,609	-1,041,639	1,594,996	765,861	488,680	747,870	730,913	560,453	-52,071	293,769	-2,325,909	-1,326,314
MRDS	210,756	-11,218	-668,864	-575,288	-3,455	-11,355	-131,312	-396,647	-207,301	22,573	800,176	971,935
ORDS	-12,802	248,853	-525,352	-8,543,639	5,000	6,844	92,064	53,310	7,802	-255,697	433,288	8,490,329
VFQS	692,737	1,133,122	-3,557,069	-6,908,092	0	315,960	796,082	685,472	-692,737	-1,449,082	2,760,987	6,222,620
QNNS	298,598	45,039	70,787	-3,735,109	0	634	634	634	-298,598	-45,673	-71,421	3,734,475
GWCS	-145,820	-137,207	-614,039	-4,090,936	-2	21,435	45,907	-9,093	145,822	115,772	568,132	4,100,029
QGTS	-1,558,703	-727,273	890,494	-5,238,930	0	5,653	-789,892	-1,324,605	1,558,703	721,620	-100,602	6,563,535

Trading values by nationality for the last Session

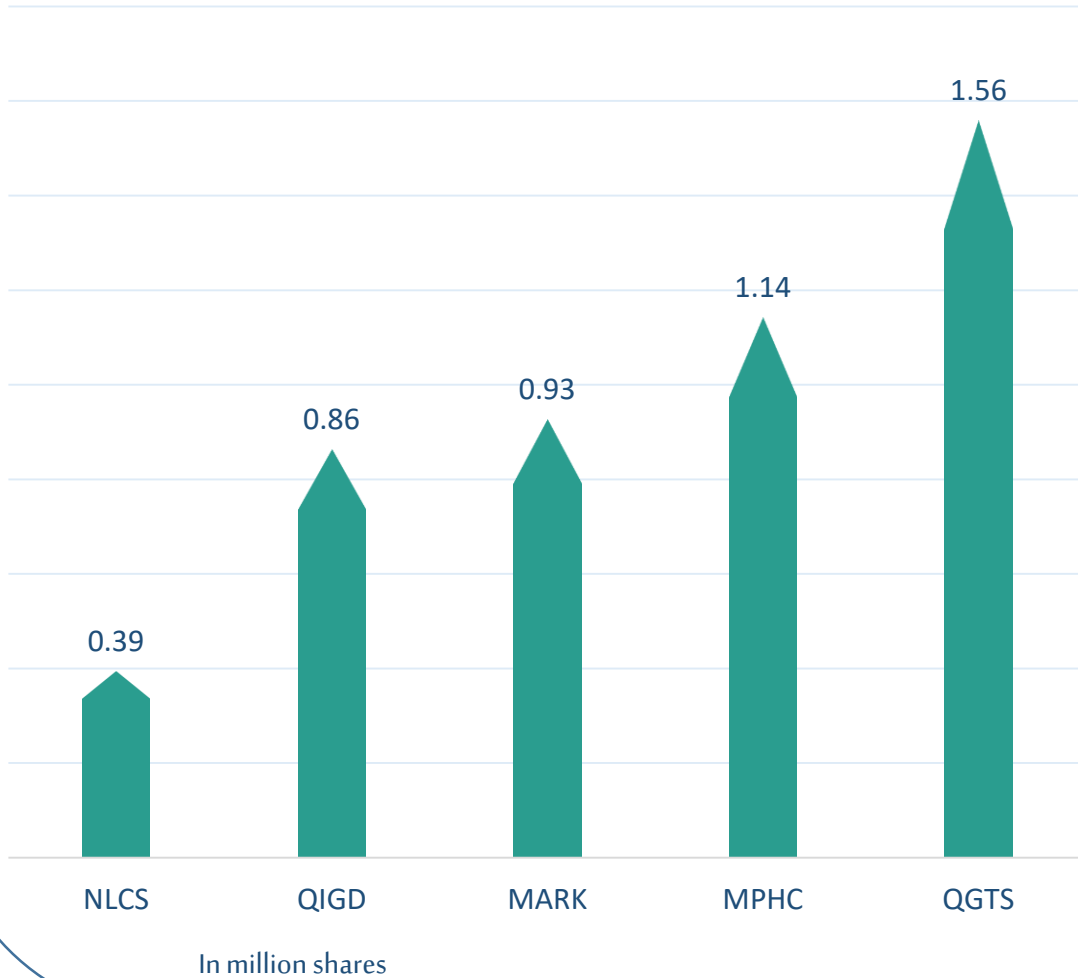
Nationality	Purchasing Value	Selling Value	Difference
Qataris	247.60	231.81	15.79
GCC	24.77	28.80	-4.03
Arab	35.45	35.24	0.22
Foreigners	32.98	44.95	-11.97
Total	340.80	340.80	0.00

In million QAR

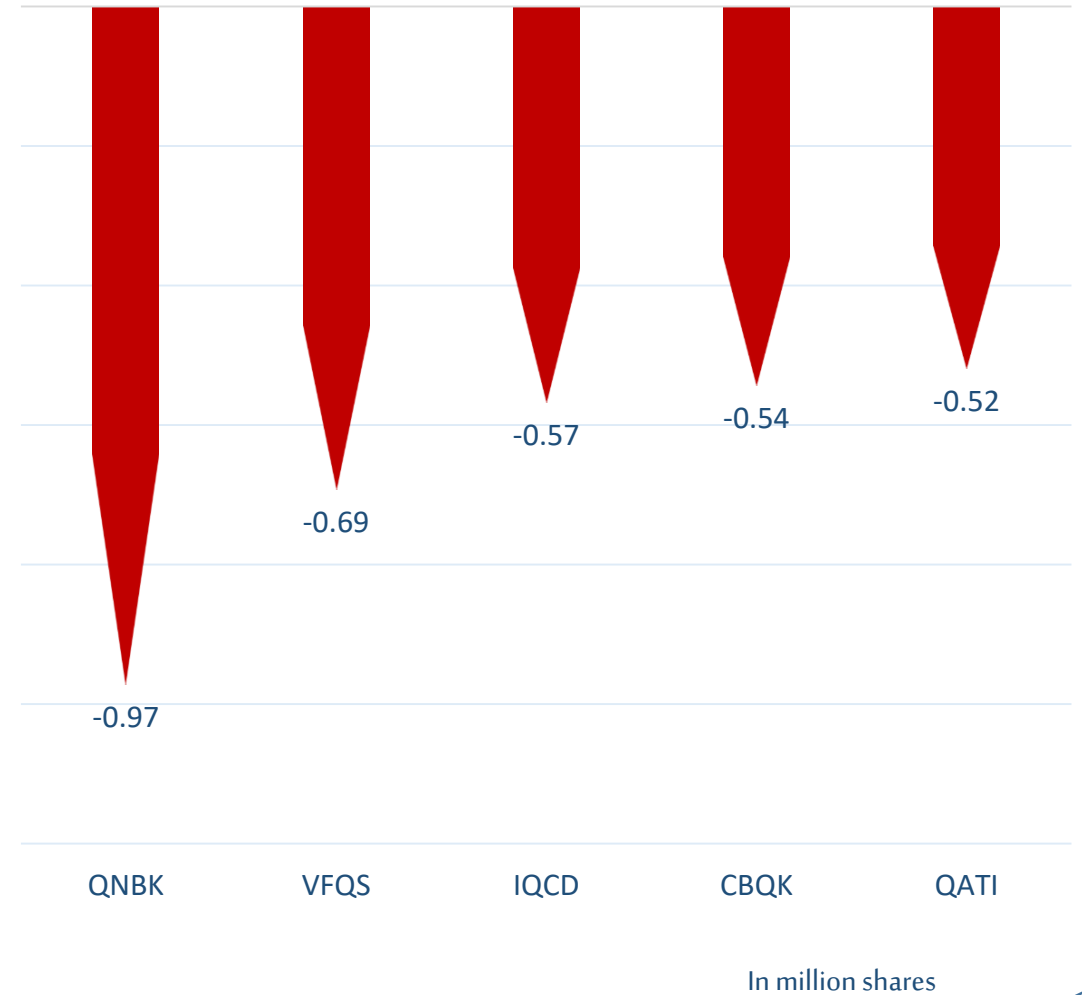
Trading by nationality for the last Session

Nationality	Buy %	Sell %	Net
Qataris	72.66%	68.02%	4.64%
GCC	7.27%	8.45%	-1.19%
Arab	10.40%	10.34%	0.06%
Foreigners	24.58%	21.95%	-3.51%

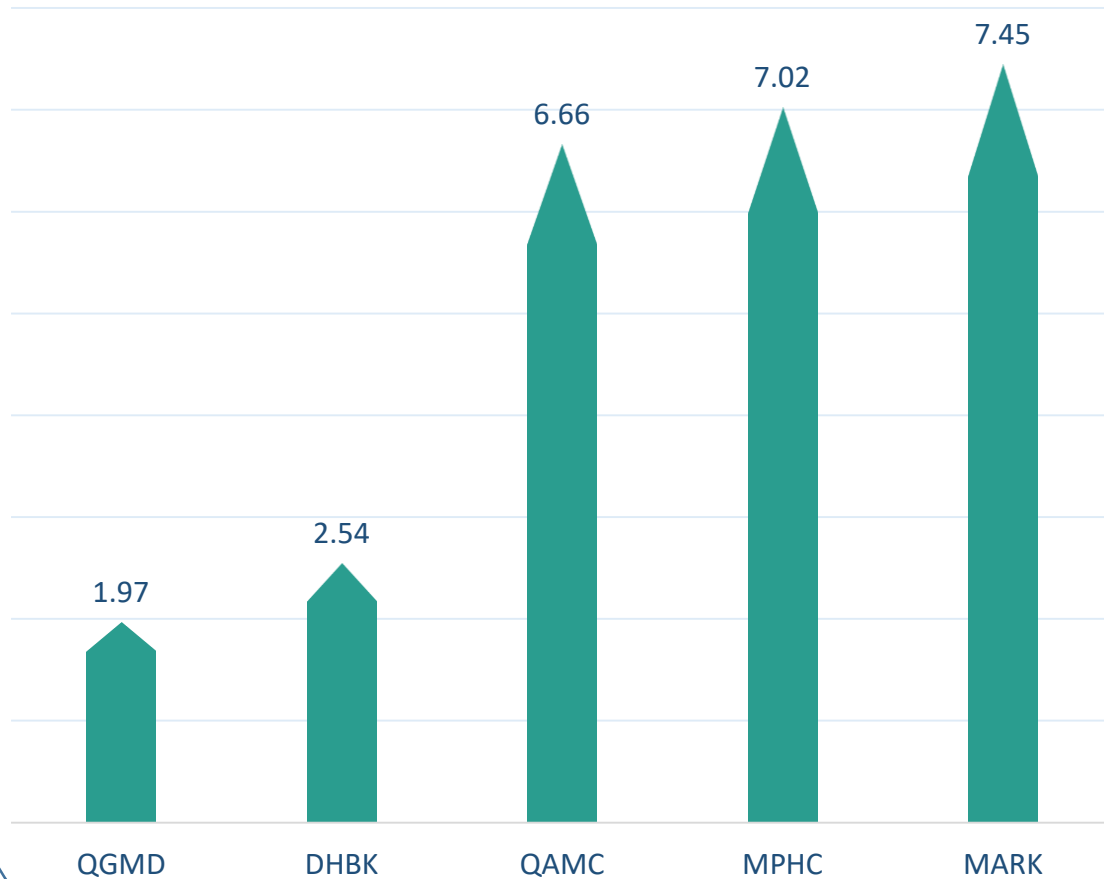
Top 5 Companies bought (net) by **Foreigners** in the last session



Top 5 Companies sold (net) by **Foreigners** in the last session

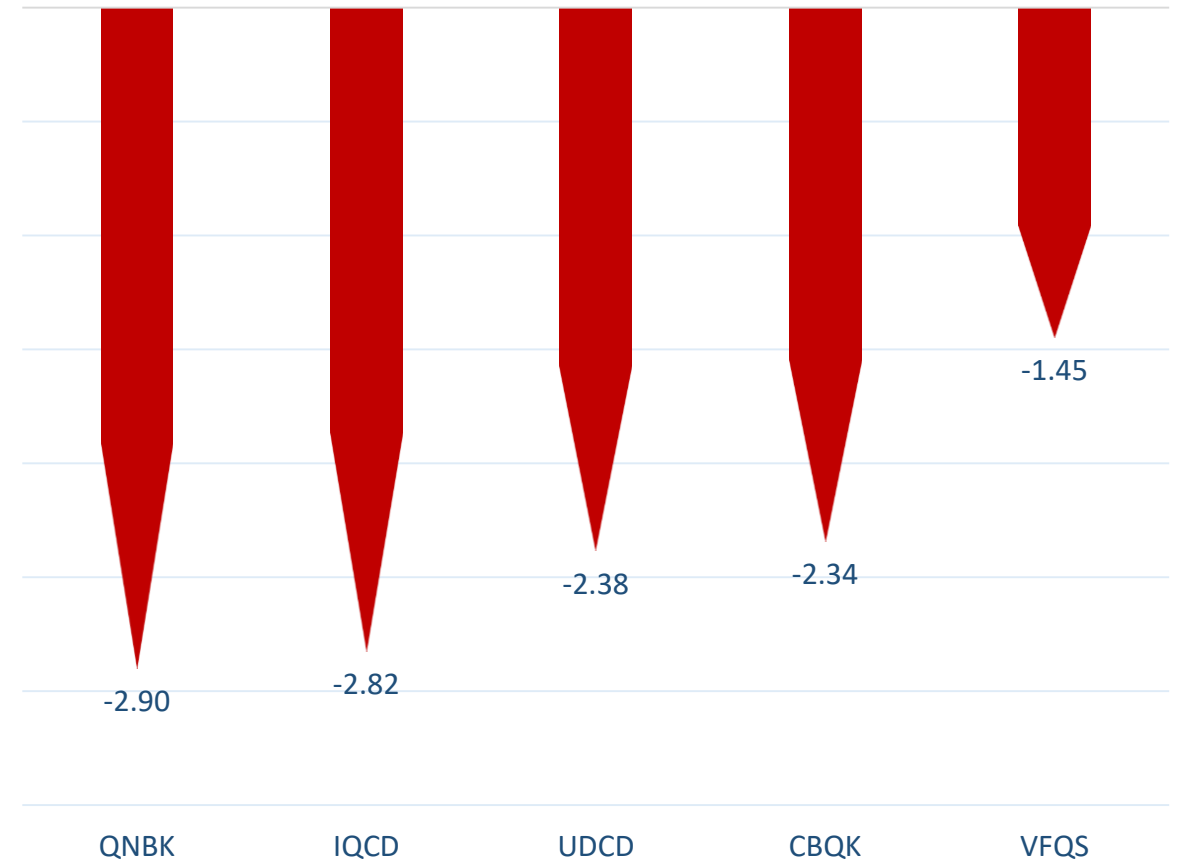


Top 5 Companies bought (net) by **Foreigners** over the last 5 Sessions



In million shares

Top 5 Companies sold (net) by **Foreigners** over the last 5 Sessions



In million shares



The figures represent a change in the number of shares.

Daily Change: The net change between 11th and 8th of February trading sessions

Change for the last 5 sessions: The total daily net change for the last 5 sessions.

Change for the last 10 sessions: The total daily net change for the last 10 sessions.

Change for the last 20 sessions: The total daily net change for the last 20 sessions.

DISCLAIMER:

The information contained was obtained from various public sources believed to be reliable, but we do not guarantee its accuracy. Wasata Financial Securities makes no representations or warranties (express or implied) regarding the data and information provided and Wasata Financial Securities does not represent that the information content of this document is complete, or free from any error, not misleading, or fit for any particular purpose. This report document provides general information only. Neither the information nor any opinion expressed constitutes an offer or an invitation to make an offer, to buy or sell any securities or other investment products related to such securities or investments.

This report document contained is subject to change without prior notice. Wasata assumes no responsibility to update the information in this report document.



Prepared by Financial Advisory Department


وساطة
WASATA
للأوراق المالية
FINANCIAL SECURITIES

+974 44498880

ramzi.qasmieh@Wasata.qa