



Daily Report for Ownership Changes

12th of February 2024 Session

Company									12-Feb			
	Qatari				GCC				Foreigners			
	Daily Chg.	Last 5 Sessions Chg.	Last 10 Sessions Chg.	Last 20 Sessions Chg.	Daily Chg.	Last 5 Sessions Chg.	Last 10 Sessions Chg.	Last 20 Sessions Chg.	Daily Chg.	Last 5 Sessions Chg.	Last 10 Sessions Chg.	Last 20 Sessions Chg.
QNBK	74,379	2,583,565	3,259,989	5,126,337	-5	1,755	153,220	207,584	-74,374	-2,585,320	-3,413,209	-5,333,921
QIBK	-211,685	-1,857,476	-1,369,820	-243,598	-3,375	-59,544	-60,738	-113,000	215,060	1,917,020	1,430,558	356,598
CBQK	700,926	2,177,590	3,474,076	4,928,251	540	82,146	280,285	334,210	-701,466	-2,259,736	-3,754,361	-5,262,461
DHBK	-23,625	-2,253,327	-6,736,976	-12,846,055	0	3,000	3,000	-9,302	23,625	2,250,327	6,733,976	12,855,357
ABQK	0	-12,122	-17,030	-30,228	0	0	5,000	5,000	0	12,122	12,030	25,228
QIJK	80,102	349,491	247,826	698,041	0	0	0	-25,056	-80,102	-349,491	-247,826	-672,985
MARK	-454,574	-7,212,640	-12,841,204	-1,871,743	27,395	-77,538	-86,073	-296,407	427,179	7,290,178	12,927,277	2,168,150
DUBK	-164,420	-1,602,404	-1,798,896	-4,017,504	-507	-35,905	-22,887	30,273	164,927	1,638,309	1,821,783	3,987,231
QFBQ	92,346	452,366	1,827,405	1,480,907	0	95,449	65,449	-66,075	-92,346	-547,815	-1,892,854	-1,414,832
NLCS	21,364	-508,326	-828,675	2,677,488	-15,344	14,082	-20,883	-60,684	-6,020	494,244	849,558	-2,616,804
DBIS	-19,592	-9,408	368,448	46,413	0	0	-14,976	-58,876	19,592	9,408	-353,472	12,463
QOIS	-4,680	-121,703	-43,835	-152,496	7,606	7,606	7,603	7,603	-2,926	114,097	36,232	144,893
IHGS	-14,191	31,423	59,120	77,248	0	0	0	-920	14,191	-31,423	-59,120	-76,328
ZHCD	-5,533	-8,991	-26,225	-23,002	500	-3,020	-5,107	-7,307	5,033	12,011	31,332	30,309
QGMD	795,159	-432,730	-1,072,672	-2,519,021	-16,998	25,186	170,107	156,649	-778,161	407,544	902,565	2,362,372
SIIS	278,950	-757,524	514,308	-640,404	0	199,395	106,588	193,467	-278,950	558,129	-620,896	446,937
BLDN	-111,427	-665,655	-711,988	-1,971,704	0	-4,889	-3,989	-2,878	111,427	670,544	715,977	1,974,582
MCGS	39,139	-388,120	-176,933	256,170	0	0	0	36,715	-39,139	388,120	176,933	-292,885
QCFS	0	0	0	0	0	0	0	0	0	0	0	0
QFLS	25,982	343,920	472,645	3,357,988	0	5,700	64,037	87,324	-25,982	-349,620	-536,682	-3,445,312
WDAM	-182,656	27,231	-403,142	-1,030,489	0	0	93,939	192,106	182,656	-27,231	309,203	838,383
MCCS	105,733	-37,262	45,462	153,407	0	0	0	0	-105,733	37,262	-45,462	-153,407
MERS	1,577	59,066	64,741	146,180	0	0	835	1,335	-1,577	-59,066	-65,576	-147,515
MEZA	254,164	-32,352	-297,610	-482,456	0	0	0	4,649	-254,164	32,352	297,610	477,807
QIMD	3,258	109,637	-29,374	-539,112	0	0	0	324	-3,258	-109,637	29,374	538,788

Company									12-Feb			
	Qatari				GCC				Foreigners			
	Daily Chg.	Last 5 Sessions Chg.	Last 10 Sessions Chg.	Last 20 Sessions Chg.	Daily Chg.	Last 5 Sessions Chg.	Last 10 Sessions Chg.	Last 20 Sessions Chg.	Daily Chg.	Last 5 Sessions Chg.	Last 10 Sessions Chg.	Last 20 Sessions Chg.
QNCD	60,729	-164,883	-439,073	-1,047,967	0	35,021	37,521	-83,654	-60,729	129,862	401,552	1,131,621
IQCD	833,160	3,070,748	4,648,032	11,653,155	12,829	60,039	69,338	177,019	-845,989	-3,130,787	-4,717,370	-11,830,174
QIGD	542,910	-1,090,075	-1,632,897	-828,872	-14,000	7,600	-15,365	63,998	-528,910	1,082,475	1,648,262	764,874
QEWS	180,295	247,516	556,455	1,345,256	0	0	0	0	-180,295	-247,516	-556,455	-1,345,256
AHCS	-3,957	-1,227,252	-1,711,007	-1,645,628	0	12,220	24,220	24,220	3,957	1,215,032	1,686,787	1,621,408
GISS	-1,147,315	-272,163	-1,116,046	-5,568,525	20,000	41,528	112,921	169,001	1,127,315	230,635	1,003,125	5,399,524
MPHC	-5,643,441	-11,304,652	-13,533,300	-33,766,393	-1,000	-148,054	-169,542	-3,922	5,644,441	11,452,706	13,702,842	33,770,315
IGRD	7,502	1,114,463	-399,796	-6,882,533	0	0	-8,646	10,754	-7,502	-1,114,463	408,442	6,871,779
QAMC	773,118	-2,698,002	-8,480,817	-17,260,454	10,000	-26,540	-30,090	-150,436	-783,118	2,724,542	8,510,907	17,410,890
QATI	63,945	463,877	479,818	3,014,292	0	0	-20,000	406,831	-63,945	-463,877	-459,818	-3,421,123
DOHI	-228,300	-269,134	-261,592	-190,997	200,000	233,775	233,775	290,818	28,300	35,359	27,817	-99,821
QGRI	0	-135,595	-137,725	-123,920	0	95,177	96,858	122,462	0	40,418	40,867	1,458
AKHI	-22,154	-8,379	27,186	47,099	0	0	0	0	22,154	8,379	-27,186	-47,099
QISI	-31	20,146	39,737	94,567	0	0	0	0	31	-20,146	-39,737	-94,567
BEMA	0	11,555	6,505	-95,305	0	0	0	0	0	-11,555	-6,505	95,305
QLMI	82,109	278,162	319,880	651,009	0	0	0	0	-82,109	-278,162	-319,880	-651,009
UDCD	262,323	1,959,623	3,307,520	3,868,338	-199,000	-83,500	-160,742	469,499	-63,323	-1,876,123	-3,146,778	-4,337,837
BRES	650,125	161,676	811,525	425,774	3,220	3,220	4,052	4,438	-653,345	-164,896	-815,577	-430,212
ERES	491,703	-2,148,185	1,233,703	871,156	-43	747,827	775,870	582,699	-491,660	1,400,358	-2,009,573	-1,453,855
MRDS	-264,385	-325,046	-415,366	-164,356	20,700	9,345	-213,229	-418,668	243,685	315,701	628,595	583,024
ORDS	89,557	232,142	-176,563	-2,002,507	0	5,638	92,064	41,307	-89,557	-237,780	84,499	1,961,200
VFQS	1,170,929	2,496,684	-2,012,593	-5,255,998	38,095	354,055	834,177	723,567	-1,209,024	-2,850,739	1,178,416	4,532,431
QNNS	-183,711	-156,248	-520,921	-494,248	0	634	634	634	183,711	155,614	520,287	493,614
GWCS	-17,248	-68,754	-221,900	-4,149,993	0	21,412	45,907	-9,093	17,248	47,342	175,993	4,159,086
QGTS	-12,392,632	-12,014,512	-12,646,058	-17,668,238	-237,489	-232,336	-1,028,781	-1,374,584	12,630,121	12,246,848	13,674,839	19,042,822

Trading values by nationality for the last Session

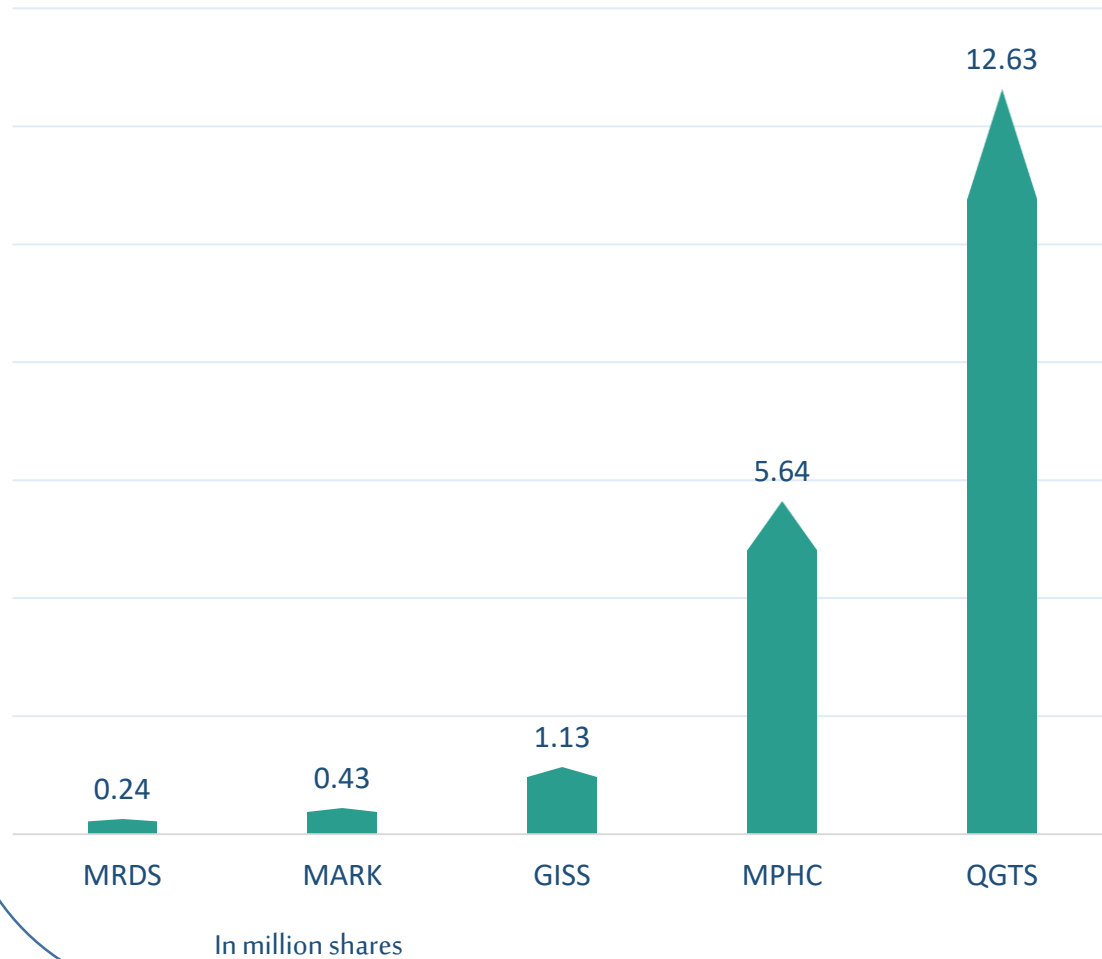
Nationality	Purchasing Value	Selling Value	Difference
Qataris	374.39	416.13	-41.75
GCC	92.94	27.54	65.39
Arab	47.17	48.34	-1.17
Foreigners	82.66	105.15	-22.48
Total	597.16	597.16	0.00

In million QAR

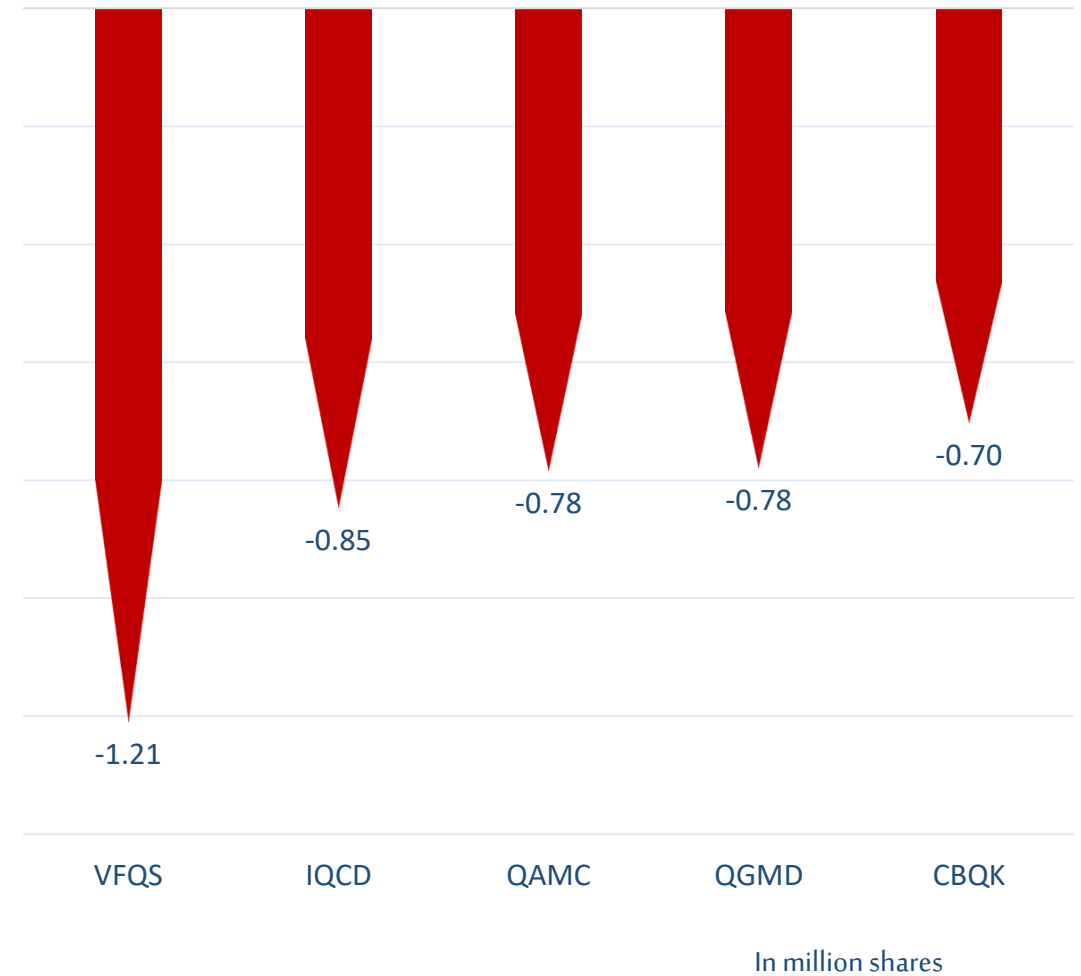
Trading by nationality for the last Session

Nationality	Buy %	Sell %	Net
Qataris	62.70%	69.69%	-6.99%
GCC	15.56%	4.61%	10.95%
Arab	7.90%	8.09%	-0.19%
Foreigners	24.58%	21.95%	-3.76%

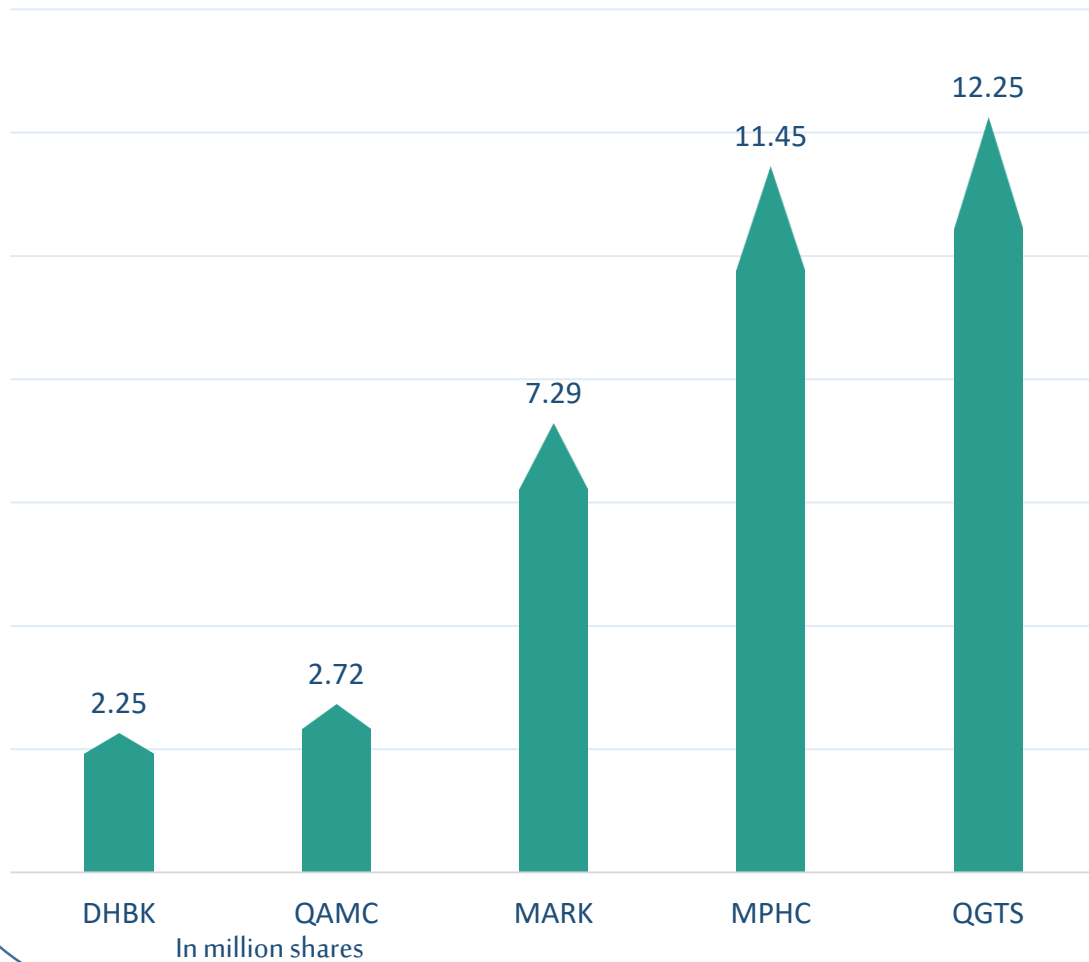
Top 5 Companies bought (net) by **Foreigners** in the last session



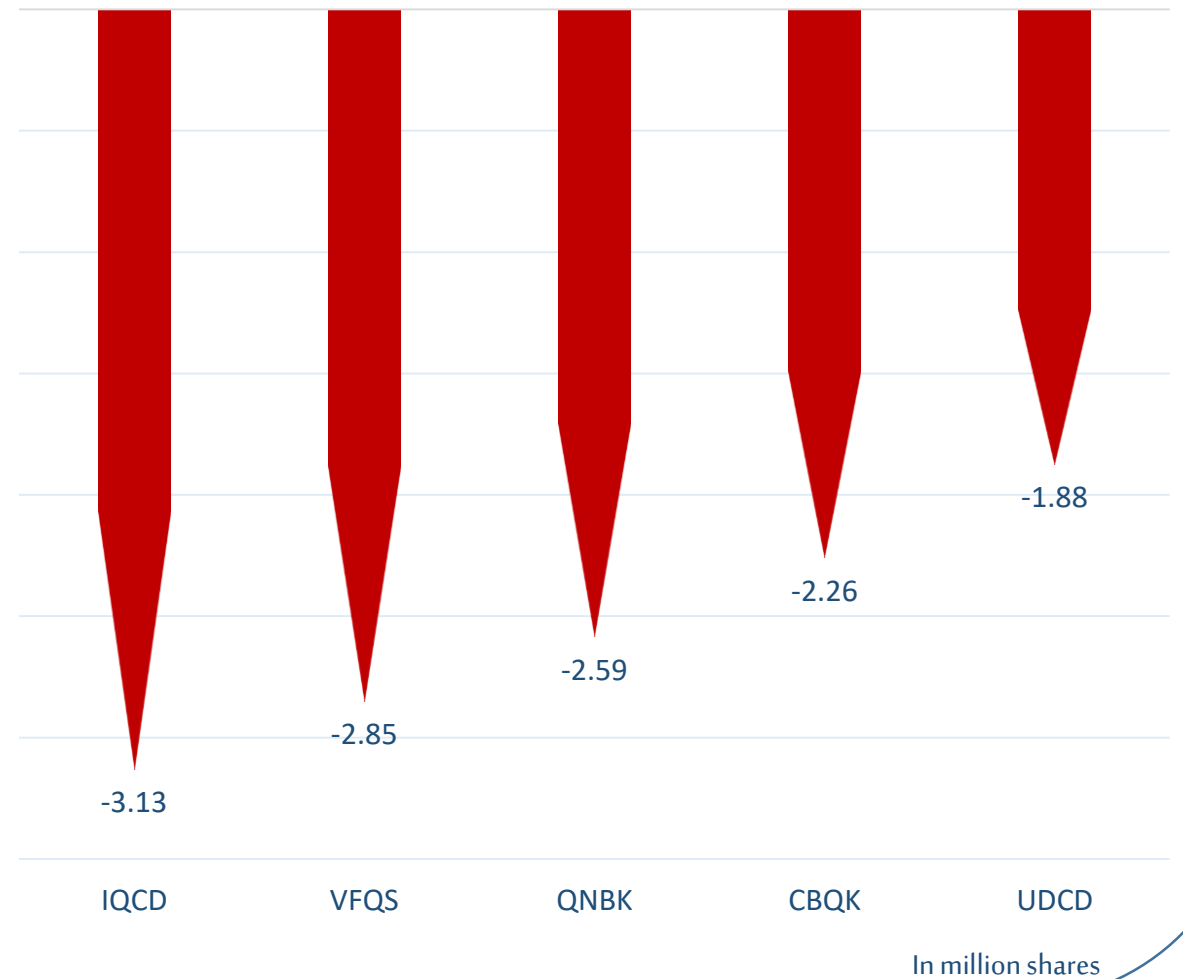
Top 5 Companies sold (net) by **Foreigners** in the last session



Top 5 Companies bought (net) by **Foreigners** over the last 5 Sessions



Top 5 Companies sold (net) by **Foreigners** over the last 5 Sessions





The figures represent a change in the number of shares.

Daily Change: The net change between 12th and 11th of February trading sessions

Change for the last 5 sessions: The total daily net change for the last 5 sessions.

Change for the last 10 sessions: The total daily net change for the last 10 sessions.

Change for the last 20 sessions: The total daily net change for the last 20 sessions.

DISCLAIMER:

The information contained was obtained from various public sources believed to be reliable, but we do not guarantee its accuracy. Wasata Financial Securities makes no representations or warranties (express or implied) regarding the data and information provided and Wasata Financial Securities does not represent that the information content of this document is complete, or free from any error, not misleading, or fit for any particular purpose. This report document provides general information only. Neither the information nor any opinion expressed constitutes an offer or an invitation to make an offer, to buy or sell any securities or other investment products related to such securities or investments.

This report document contained is subject to change without prior notice. Wasata assumes no responsibility to update the information in this report document.



Prepared by Financial Advisory Department


وساطة
WASATA
للأوراق المالية
FINANCIAL SECURITIES

+974 44498880

ramzi.qasmieh@Wasata.qa