



Daily Report for Ownership Changes

14th of February 2024 Session

									14-Feb			
Company	Qatari				GCC				Foreigners			
	Daily Chg.	Last 5 Sessions Chg.	Last 10 Sessions Chg.	Last 20 Sessions Chg.	Daily Chg.	Last 5 Sessions Chg.	Last 10 Sessions Chg.	Last 20 Sessions Chg.	Daily Chg.	Last 5 Sessions Chg.	Last 10 Sessions Chg.	Last 20 Sessions Chg.
QNBK	-988,609	1,495,894	2,284,911	4,198,602	-21,602	-20,407	131,618	131,118	1,010,211	-1,475,487	-2,416,529	-4,329,720
QIBK	-785,610	-2,598,389	-2,541,104	-1,525,234	-51,339	-110,883	-111,603	-144,025	836,949	2,709,272	2,652,707	1,669,259
CBQK	1,232,657	3,392,091	5,414,666	6,087,814	-34,818	15,307	210,467	286,392	-1,197,839	-3,407,398	-5,625,133	-6,374,206
DHBK	-393,689	-1,965,848	-7,713,054	-13,680,030	79,461	82,461	82,461	69,604	314,228	1,883,387	7,630,593	13,610,426
ABQK	0	-12,122	-17,122	-27,902	0	0	5,000	5,000	0	12,122	12,122	22,902
QIIK	-48,750	328,809	73,714	677,156	-1,560	-1,560	-1,560	-18,060	50,310	-327,249	-72,154	-659,096
MARK	-405,587	-5,882,510	-13,738,787	-2,968,201	-59,631	-105,807	-149,024	-353,610	465,218	5,988,317	13,887,811	3,321,811
DUBK	-435,442	-1,210,318	-2,193,789	-3,875,487	0	-35,905	-24,387	30,273	435,442	1,246,223	2,218,176	3,845,214
QFBQ	-63,911	133,798	1,695,362	1,260,824	0	95,449	65,449	-66,075	63,911	-229,247	-1,760,811	-1,194,749
NLCS	-331,942	-688,185	-1,110,709	2,218,074	0	14,082	-20,883	-8,854	331,942	674,103	1,131,592	-2,209,220
DBIS	38,032	18,143	513,379	162,763	0	0	-14,976	-58,876	-38,032	-18,143	-498,403	-103,887
QOIS	-63,153	-171,386	-106,988	-169,655	71	7,677	7,674	7,674	63,082	163,709	99,314	161,981
IHGS	10,400	39,209	33,234	139,422	0	0	0	-920	-10,400	-39,209	-33,234	-138,502
ZHCD	2,242	-16,606	-24,438	-19,640	0	500	-4,652	-5,407	-2,242	16,106	29,090	25,047
QGMD	-107,481	297,725	-1,215,789	-1,538,460	0	-74,814	145,757	101,388	107,481	-222,911	1,070,032	1,437,072
SIIS	-4,985	-792,310	-205,286	-569,877	-47,575	438,005	177,521	217,729	52,560	354,305	27,765	352,148
BLDN	396,109	-211,214	-618,388	-1,444,596	673	-5,327	-4,216	-8,126	-396,782	216,541	622,604	1,452,722
MCGS	133,958	148,125	-24,682	253,086	0	0	0	36,715	-133,958	-148,125	24,682	-289,801
QCFS	0	0	0	0	0	0	0	0	0	0	0	0
QFLS	68,635	167,755	481,362	3,371,505	19,126	19,126	85,276	106,450	-87,761	-186,881	-566,638	-3,477,955
WDAM	201,559	168,339	-126,321	-854,530	0	0	-5,000	192,106	-201,559	-168,339	131,321	662,424
MCCS	-2,086	-21,716	32,391	146,517	0	0	0	0	2,086	21,716	-32,391	-146,517
MERS	1,534	15,035	62,434	110,273	0	0	835	1,335	-1,534	-15,035	-63,269	-111,608
MEZA	-39,931	-414	-330,598	-515,750	-4,649	-4,649	-4,649	0	44,580	5,063	335,247	515,750
QIMD	-105,936	-17,502	-26,935	-628,748	0	0	0	324	105,936	17,502	26,935	628,424

Company									14-Feb			
	Qatari				GCC				Foreigners			
	Daily Chg.	Last 5 Sessions Chg.	Last 10 Sessions Chg.	Last 20 Sessions Chg.	Daily Chg.	Last 5 Sessions Chg.	Last 10 Sessions Chg.	Last 20 Sessions Chg.	Daily Chg.	Last 5 Sessions Chg.	Last 10 Sessions Chg.	Last 20 Sessions Chg.
QNCD	10,140	-50,567	-317,560	-1,126,424	0	35,021	37,521	-85,185	-10,140	15,546	280,039	1,211,609
IQCD	96,530	2,746,883	3,836,677	10,486,939	0	58,710	69,338	167,966	-96,530	-2,805,593	-3,906,015	-10,654,905
QIGD	444,343	-970,745	-872,215	-222,138	0	0	-15,365	63,998	-444,343	970,745	887,580	158,140
QEWS	127,141	415,005	581,733	1,416,208	0	0	0	0	-127,141	-415,005	-581,733	-1,416,208
AHCS	-119,557	-869,140	-1,870,101	-1,495,813	12,449	24,549	36,669	36,669	107,108	844,591	1,833,432	1,459,144
GISS	-1,231,245	-1,360,700	-2,154,320	-7,392,912	51,491	61,491	164,412	220,492	1,179,754	1,299,209	1,989,908	7,172,420
MPHC	-4,143,880	-15,351,522	-17,574,874	-36,435,739	5,650	-152,404	-159,892	4,806	4,138,230	15,503,926	17,734,766	36,430,933
IGRD	617,770	1,553,553	437,765	-5,843,357	0	0	-8,646	10,754	-617,770	-1,553,553	-429,119	5,832,603
QAMC	-316,878	-774,821	-8,296,954	-18,024,596	20,950	-1,590	-9,140	-57,061	295,928	776,411	8,306,094	18,081,657
QATI	269,095	958,319	773,638	3,271,120	3,680	3,680	-16,320	354,322	-272,775	-961,999	-757,318	-3,625,442
DOHI	5,532	-263,603	-260,560	-181,405	0	233,775	233,775	288,788	-5,532	29,828	26,785	-107,383
QGRI	0	23,817	-126,754	-123,920	1,100	-17,517	97,277	123,562	-1,100	-6,300	29,477	358
AKHI	11,543	27,958	119,631	-1,896	0	0	0	0	-11,543	-27,958	-119,631	1,896
QISI	-969	17,190	42,583	126,558	0	0	0	0	969	-17,190	-42,583	-126,558
BEMA	0	8,732	6,505	-94,755	0	0	0	0	0	-8,732	-6,505	94,755
QLMI	625,378	935,917	925,258	1,277,637	0	0	0	0	-625,378	-935,917	-925,258	-1,277,637
UDCD	239,159	1,773,873	2,651,486	3,467,573	0	-83,500	-155,742	242,596	-239,159	-1,690,373	-2,495,744	-3,710,169
BRES	-294,147	-87,194	43,982	-16,612	5,186	8,406	9,238	9,624	288,961	78,788	-53,220	6,988
ERES	178,482	-1,536,834	778,557	486,280	68,622	683,381	844,492	722,157	-247,104	853,453	-1,623,049	-1,208,437
MRDS	-130,765	278,836	-887,217	390,703	20,000	45,083	-110,612	10,332	110,765	-323,919	997,829	-401,035
ORDS	651,935	903,233	931,179	-1,221,789	0	5,784	92,064	41,307	-651,935	-909,017	-1,023,243	1,180,482
VFQS	2,040,256	4,051,177	590,448	-2,938,932	84	354,139	834,261	743,651	-2,040,340	-4,405,316	-1,424,709	2,195,281
QNNS	-400,069	-357,503	-856,740	-1,017,863	350	984	984	984	399,719	356,519	855,756	1,016,879
GWCS	98,033	-7,949	-114,064	-3,929,140	-7,966	-1,578	30,837	-17,059	-90,067	9,527	83,227	3,946,199
QGTS	-2,566,003	-15,368,048	-16,268,299	-21,251,159	13,634	-219,202	-1,015,702	-1,361,283	2,552,369	15,587,250	17,284,001	22,612,442

Trading values by nationality for the last Session

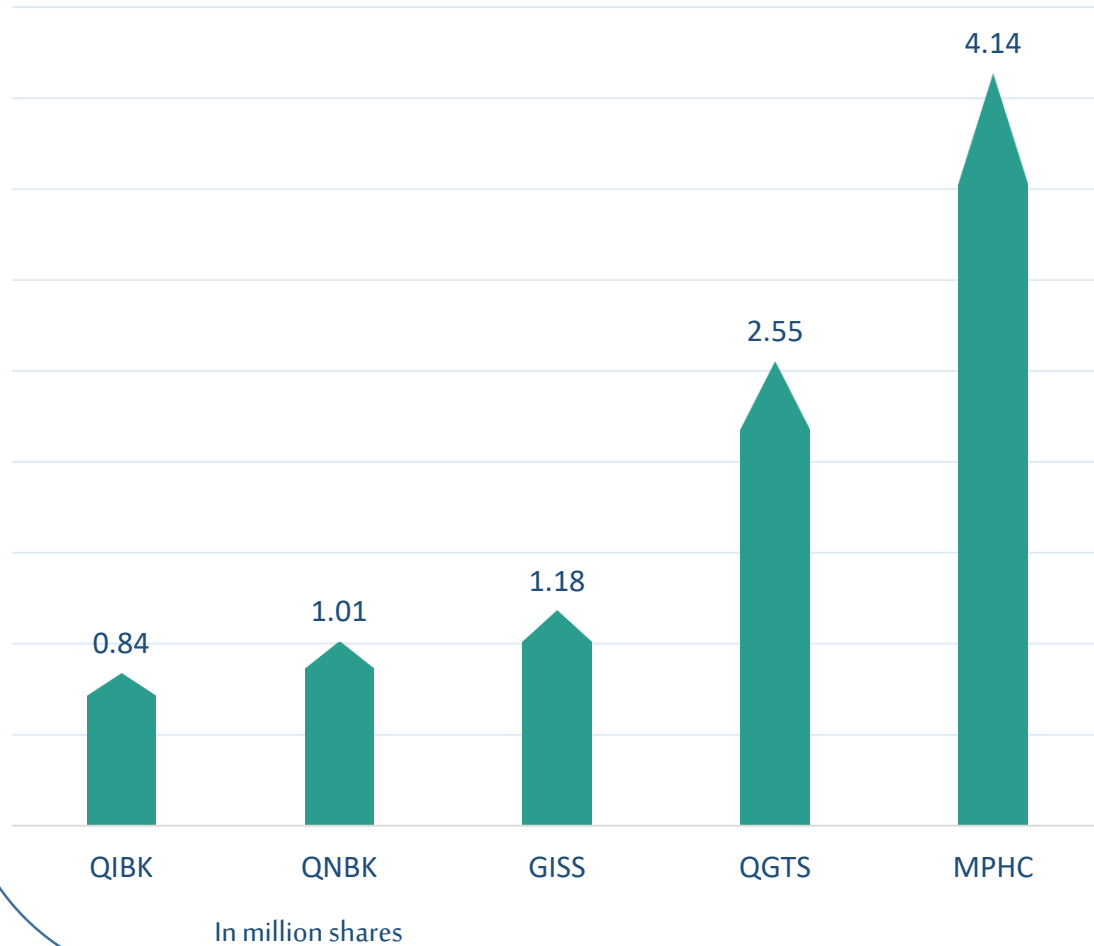
Nationality	Purchasing Value	Selling Value	Difference
Qataris	330.38	364.57	-34.19
GCC	24.46	26.85	-2.39
Arab	37.80	42.38	-4.58
Foreigners	160.40	119.24	41.16
Total	553.04	553.04	0.00

In million QAR

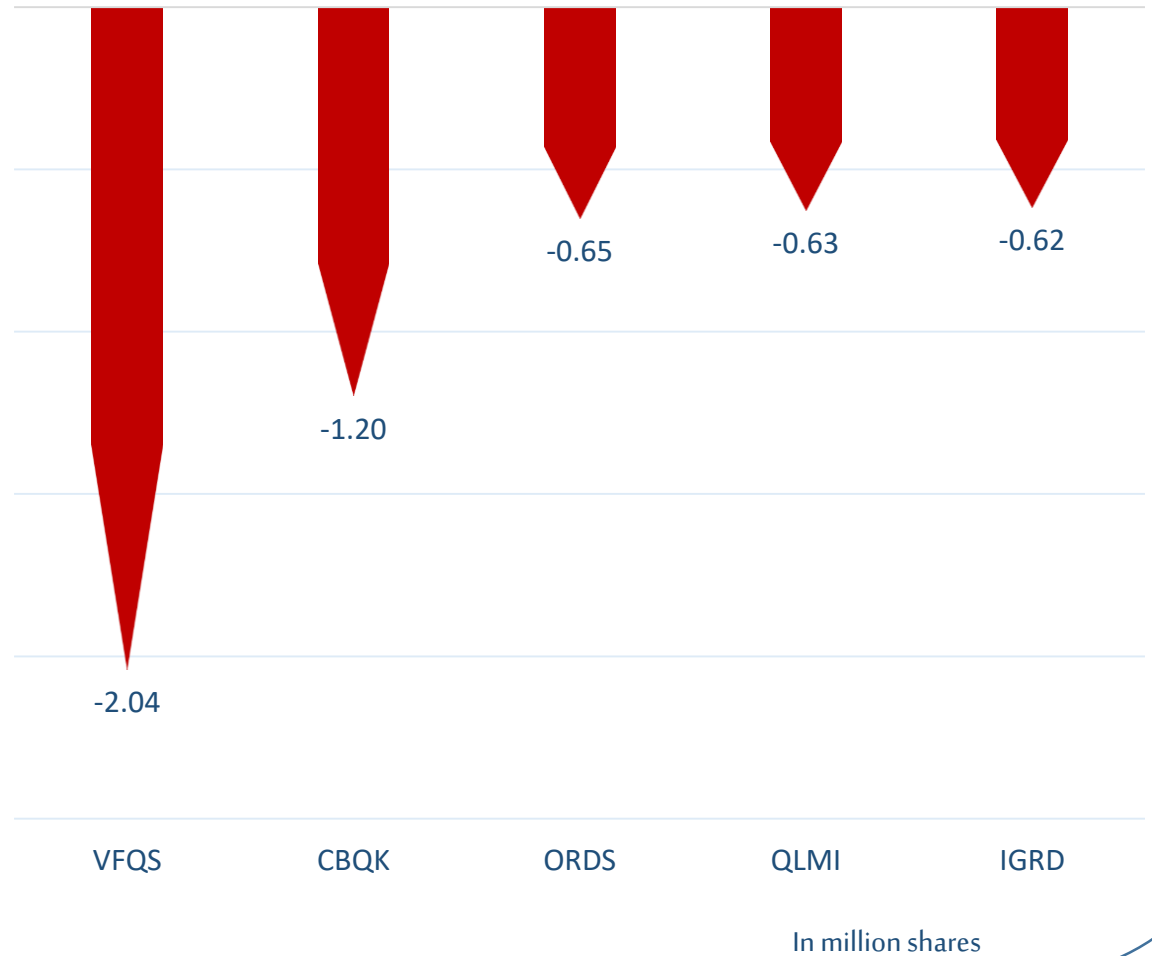
Trading by nationality for the last Session

Nationality	Buy %	Sell %	Net
Qataris	59.74%	65.92%	-6.18%
GCC	4.42%	4.86%	-0.43%
Arab	6.83%	7.66%	-0.83%
Foreigners	24.58%	21.95%	7.44%

Top 5 Companies bought (net) by **Foreigners** in the last session



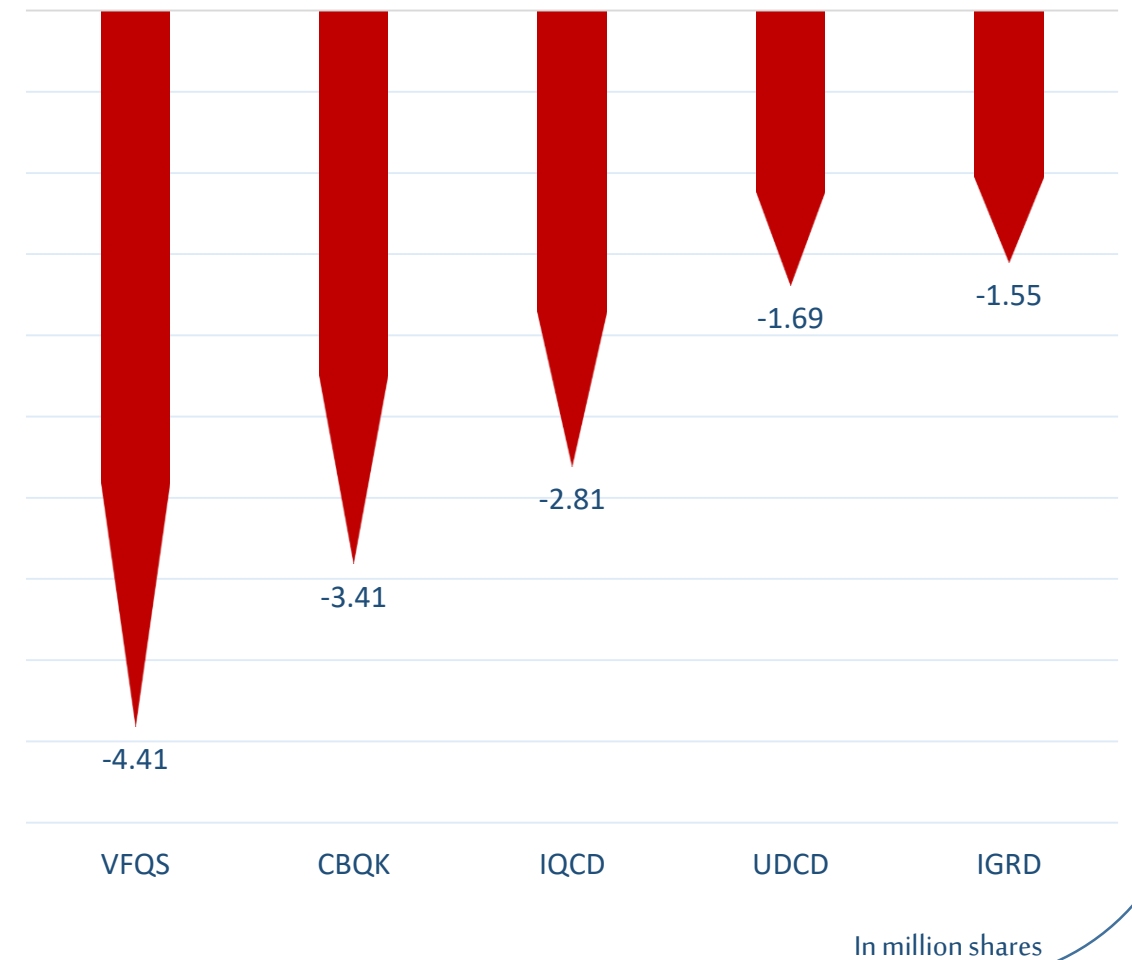
Top 5 Companies sold (net) by **Foreigners** in the last session



Top 5 Companies bought (net) by **Foreigners** over the last 5 Sessions



Top 5 Companies sold (net) by **Foreigners** over the last 5 Sessions





The figures represent a change in the number of shares.

Daily Change: The net change between 14th and 12th of February trading sessions

Change for the last 5 sessions: The total daily net change for the last 5 sessions.

Change for the last 10 sessions: The total daily net change for the last 10 sessions.

Change for the last 20 sessions: The total daily net change for the last 20 sessions.

DISCLAIMER:

The information contained was obtained from various public sources believed to be reliable, but we do not guarantee its accuracy. Wasata Financial Securities makes no representations or warranties (express or implied) regarding the data and information provided and Wasata Financial Securities does not represent that the information content of this document is complete, or free from any error, not misleading, or fit for any particular purpose. This report document provides general information only. Neither the information nor any opinion expressed constitutes an offer or an invitation to make an offer, to buy or sell any securities or other investment products related to such securities or investments.

This report document contained is subject to change without prior notice. Wasata assumes no responsibility to update the information in this report document.



Prepared by Financial Advisory Department


للأوراق المالية
FINANCIAL SECURITIES

+974 44498880

ramzi.qasmieh@Wasata.qa