



Daily Report for Ownership Changes

18th of February 2024 Session

Company									18-Feb			
	Qatari				GCC				Foreigners			
	Daily Chg.	Last 5 Sessions Chg.	Last 10 Sessions Chg.	Last 20 Sessions Chg.	Daily Chg.	Last 5 Sessions Chg.	Last 10 Sessions Chg.	Last 20 Sessions Chg.	Daily Chg.	Last 5 Sessions Chg.	Last 10 Sessions Chg.	Last 20 Sessions Chg.
QNBK	-811,936	-1,013,712	610,242	3,028,128	0	-21,407	130,153	126,618	811,936	1,035,119	-740,395	-3,154,746
QIBK	106,098	-1,007,004	-2,308,982	-1,406,474	4,500	-50,214	-106,133	-130,249	-110,598	1,057,218	2,415,115	1,536,723
CBQK	331,383	2,956,054	5,178,594	6,069,340	10,000	7,346	245,244	307,736	-341,383	-2,963,400	-5,423,838	-6,377,076
DHBK	82,391	-1,185,748	-4,813,173	-15,698,514	0	82,461	82,461	68,461	-82,391	1,103,287	4,730,712	15,630,053
ABQK	2,114	-1,204	-12,567	-16,565	0	0	5,000	5,000	-2,114	1,204	7,567	11,565
QIIK	-89,839	-34,747	-130,965	402,749	0	-1,560	-1,560	-17,060	89,839	36,307	132,525	-385,689
MARK	-710,408	-2,000,730	-12,016,677	-5,994,324	-40,486	-68,701	-161,755	-357,322	750,894	2,069,431	12,178,432	6,351,646
DUBK	-103,330	-807,995	-2,907,496	-3,715,321	8,500	-13,473	-39,860	2,732	94,830	821,468	2,947,356	3,712,589
QFBQ	1,169,660	1,216,092	1,731,077	2,565,765	-327,129	-432,578	-332,129	-472,653	-842,531	-783,514	-1,398,948	-2,093,112
NLCS	-906,030	-3,844,914	-3,894,209	-2,061,076	94,689	104,345	138,771	74,871	811,341	3,740,569	3,755,438	1,986,205
DBIS	-116,420	100,701	55,568	153,443	70,287	70,287	67,587	11,411	46,133	-170,988	-123,155	-164,854
QOIS	-32,482	25,853	16,372	-195,586	0	7,677	300	7,674	32,482	-33,530	-16,672	187,912
IHGS	58,536	21,667	85,098	167,832	11,000	11,000	11,000	10,080	-69,536	-32,667	-96,098	-177,912
ZHCD	5,163	-10,842	-23,055	-23,623	0	500	-5,655	-5,107	-5,163	10,342	28,710	28,730
QGMD	-313,530	2,133,507	100,091	-464,644	97,563	114,256	155,148	226,993	215,967	-2,247,763	-255,239	237,651
SIIS	528,773	28,527	-519,150	-872,536	400,606	-126,266	88,929	232,374	-929,379	97,739	430,221	640,162
BLDN	-568,669	-455,407	-1,215,323	-2,459,962	0	-327	-4,216	-3,316	568,669	455,734	1,219,539	2,463,278
MCGS	-135,295	-281,951	-546,443	-506,156	0	0	0	36,715	135,295	281,951	546,443	469,441
QCFS	0	11,571	11,571	11,571	0	0	0	0	0	-11,571	-11,571	-11,571
QFLS	298,520	617,373	936,647	2,606,334	9,794	28,920	36,120	114,525	-308,314	-646,293	-972,767	-2,720,859
WDAM	-140,762	-513,940	-523,907	-1,353,691	22,161	22,161	17,161	117,100	118,601	491,779	506,746	1,236,591
MCCS	-99,059	-30,227	-91,918	87,945	4,000	4,000	4,000	4,000	95,059	26,227	87,918	-91,945
MERS	1,700	31,577	101,117	121,281	0	0	781	1,335	-1,700	-31,577	-101,898	-122,616
MEZA	94,999	194,384	-131,131	-516,369	0	-4,649	-4,649	0	-94,999	-189,735	135,780	516,369
QIMD	17,193	-19,918	-123,923	-513,072	0	0	0	324	-17,193	19,918	123,923	512,748

									18-Feb			
Company	Qatari				GCC				Foreigners			
	Daily Chg.	Last 5 Sessions Chg.	Last 10 Sessions Chg.	Last 20 Sessions Chg.	Daily Chg.	Last 5 Sessions Chg.	Last 10 Sessions Chg.	Last 20 Sessions Chg.	Daily Chg.	Last 5 Sessions Chg.	Last 10 Sessions Chg.	Last 20 Sessions Chg.
QNCD	-185,385	-28,967	-300,880	-1,092,195	0	-2,000	35,521	-87,171	185,385	30,967	265,359	1,179,366
IQCD	518,760	3,268,478	5,588,987	7,245,386	4,435	42,023	72,773	139,256	-523,195	-3,310,501	-5,661,760	-7,384,642
QIGD	-185,636	-449,702	-833,217	-726,701	-66,556	-31,056	21,444	23,795	252,192	480,758	811,773	702,906
QEWS	-29,233	394,190	338,345	1,093,582	1,200	2,000	2,000	2,000	28,033	-396,190	-340,345	-1,095,582
AHCS	-1,885,428	-3,312,662	-4,727,958	-4,371,633	0	20,849	36,669	36,669	1,885,428	3,291,813	4,691,289	4,334,964
GISS	126,686	2,375,209	2,160,879	-298,333	33,500	56,497	87,723	141,592	-160,186	-2,431,706	-2,248,602	156,741
MPHC	-2,166,302	-15,085,673	-20,820,940	-37,014,311	10,000	17,824	-129,230	-110,430	2,156,302	15,067,849	20,950,170	37,124,741
IGRD	-270,461	589,589	153,055	-6,467,239	0	0	0	10,754	270,461	-589,589	-153,055	6,456,485
QAMC	635,222	552,840	-7,196,973	-17,991,817	-186,441	-173,191	-192,031	-137,602	-448,781	-379,649	7,389,004	18,129,419
QATI	1,230,930	3,261,494	3,311,552	5,727,021	0	3,680	-16,320	-21,320	-1,230,930	-3,265,174	-3,295,232	-5,705,701
DOHI	0	-281,826	-280,444	-200,708	9,000	281,507	281,507	298,005	-9,000	319	-1,063	-97,297
QGRI	10,000	57,817	-116,595	-104,699	-34,000	-60,838	51,577	77,862	24,000	3,021	65,018	26,837
AKHI	17,631	-63,512	28,727	103,512	-73,450	-73,450	-73,450	-73,450	55,819	136,962	44,723	-30,062
QISI	4,363	-20,413	24,180	103,764	0	0	0	0	-4,363	20,413	-24,180	-103,764
BEMA	0	-1,154	11,400	-53,377	0	0	0	0	0	1,154	-11,400	53,377
QLMI	5,123	1,469,592	1,653,578	1,768,362	0	0	0	0	-5,123	-1,469,592	-1,653,578	-1,768,362
UDCD	11,262	1,716,876	3,868,651	3,596,431	32,900	-161,100	-50,600	125,496	-44,162	-1,555,776	-3,818,051	-3,721,927
BRES	121,361	303,637	95,775	246,475	5,000	8,220	8,220	9,438	-126,361	-311,857	-103,995	-255,913
ERES	105,016	-526,684	-655,113	-808,153	413,132	474,915	734,105	577,558	-518,148	51,769	-78,992	230,595
MRDS	2,569,675	2,365,130	2,381,970	3,444,865	-230,603	-241,361	-360,524	-299,229	-2,339,072	-2,123,769	-2,021,446	-3,145,636
ORDS	-26,258	716,414	904,040	-300,418	0	5,000	6,244	31,298	26,258	-721,414	-910,284	269,120
VFQS	1,726,436	6,667,533	7,128,237	285,972	0	65,257	375,577	780,979	-1,726,436	-6,732,790	-7,503,814	-1,066,951
QNNS	-33,385	-287,290	-537,754	-627,996	0	350	984	984	33,385	286,940	536,770	627,012
GWCS	-589,360	-892,061	-936,426	-4,584,322	0	-40,932	-4,052	-50,023	589,360	932,993	940,478	4,634,345
QGTS	140,302	-18,922,506	-19,260,926	-23,274,431	-264,049	-493,179	-487,526	-1,419,881	123,747	19,415,685	19,748,452	24,694,312

Trading values by nationality for the last Session

Nationality	Purchasing Value	Selling Value	Difference
Qataris	322.80	323.23	-0.43
GCC	9.50	25.59	-16.09
Arab	56.00	54.49	1.51
Foreigners	65.43	50.41	15.02
Total	453.72	453.72	0.00

In million QAR

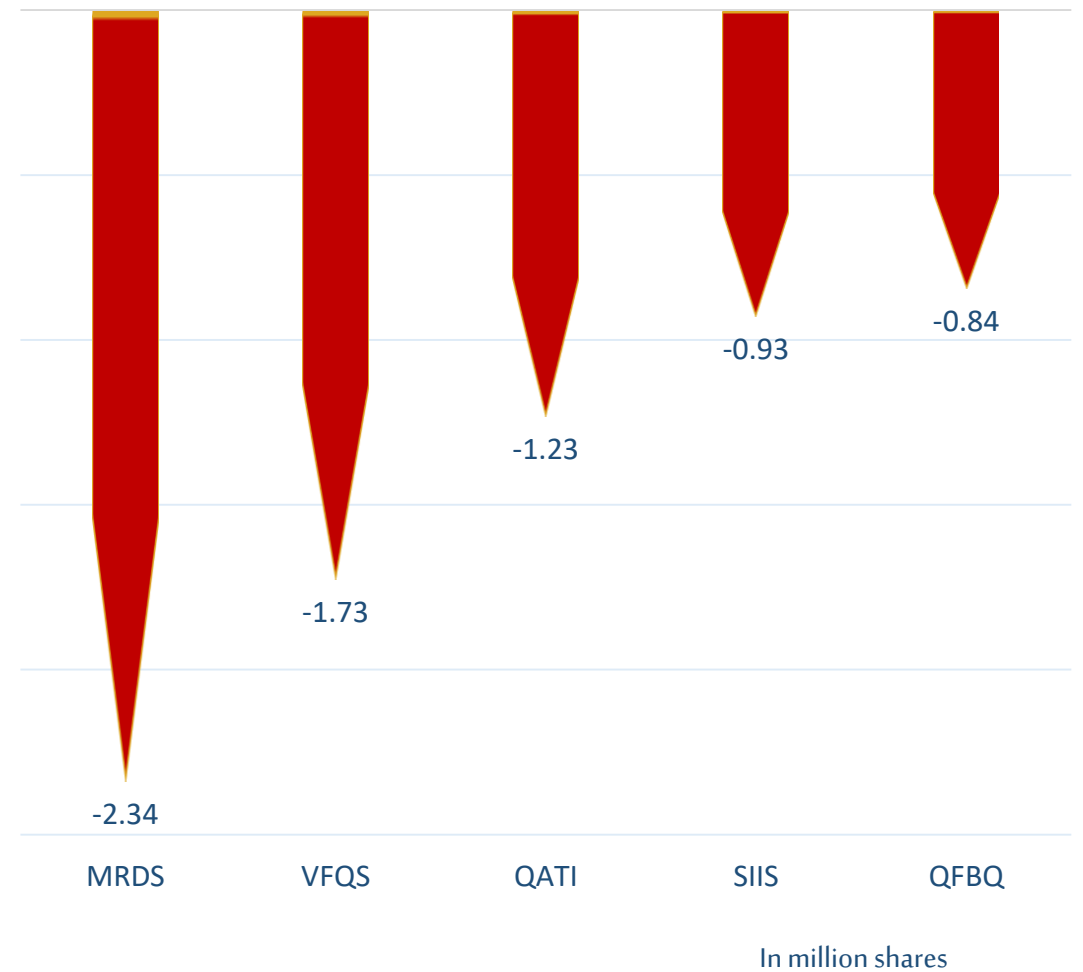
Trading by nationality for the last Session

Nationality	Buy %	Sell %	Net
Qataris	71.14%	71.24%	-0.09%
GCC	2.09%	5.64%	-3.55%
Arab	12.34%	12.02%	0.33%
Foreigners	24.58%	21.95%	3.31%

Top 5 Companies bought (net) by **Foreigners** in the last session



Top 5 Companies sold (net) by **Foreigners** in the last session

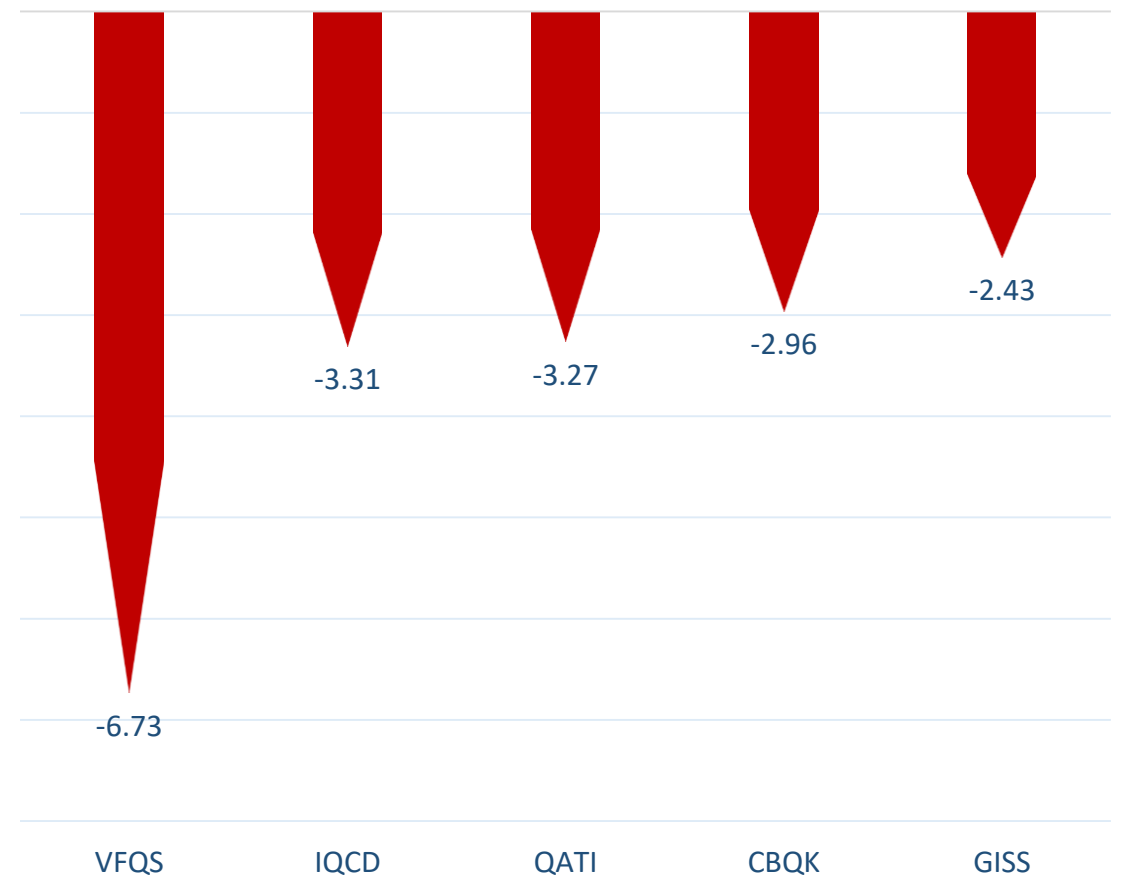


Top 5 Companies bought (net) by **Foreigners** over the last 5 Sessions



In million shares

Top 5 Companies sold (net) by **Foreigners** over the last 5 Sessions



In million shares



The figures represent a change in the number of shares.

Daily Change: The net change between 18th and 15th of February trading sessions

Change for the last 5 sessions: The total daily net change for the last 5 sessions.


Change for the last 10 sessions: The total daily net change for the last 10 sessions.

Change for the last 20 sessions: The total daily net change for the last 20 sessions.

DISCLAIMER:

The information contained was obtained from various public sources believed to be reliable, but we do not guarantee its accuracy. Wasata Financial Securities makes no representations or warranties (express or implied) regarding the data and information provided and Wasata Financial Securities does not represent that the information content of this document is complete, or free from any error, not misleading, or fit for any particular purpose. This report document provides general information only. Neither the information nor any opinion expressed constitutes an offer or an invitation to make an offer, to buy or sell any securities or other investment products related to such securities or investments.

This report document contained is subject to change without prior notice. Wasata assumes no responsibility to update the information in this report document.



Prepared by Financial Advisory Department


للأوراق المالية
FINANCIAL SECURITIES

+974 44498880

ramzi.qasmieh@Wasata.qa