



Daily Report for Ownership Changes

22nd of February 2024 Session

									22-Feb			
Company	Qatari				GCC				Foreigners			
	Daily Chg.	Last 5 Sessions Chg.	Last 10 Sessions Chg.	Last 20 Sessions Chg.	Daily Chg.	Last 5 Sessions Chg.	Last 10 Sessions Chg.	Last 20 Sessions Chg.	Daily Chg.	Last 5 Sessions Chg.	Last 10 Sessions Chg.	Last 20 Sessions Chg.
QNBK	-751,285	-2,548,975	-1,872,733	-18,246	235	24,688	3,281	161,306	751,050	2,524,287	1,869,452	-143,060
QIBK	-581,270	-1,243,269	-3,023,498	-2,389,155	-151,700	-141,437	-252,320	-252,426	732,970	1,384,706	3,275,818	2,641,581
CBQK	-710,358	-2,019,159	303,846	4,476,082	-10,000	-28,200	-26,653	302,536	720,358	2,047,359	-277,193	-4,778,618
DHBK	-189,878	1,035,182	-1,020,034	-6,751,516	-60,000	-48,109	34,352	34,352	249,878	-987,073	985,682	6,717,164
ABQK	59,320	-886	-4,204	-15,475	0	0	0	5,000	-59,320	886	4,204	10,475
QIKK	-76,772	-631,256	-334,720	-313,362	0	-39,050	-40,610	-40,610	76,772	670,306	375,330	353,972
MARK	8,952,679	927,676	-5,145,540	-10,441,296	-25,380	-139,609	-206,023	-374,417	-8,927,299	-788,067	5,351,563	10,815,713
DUBK	-828,291	-2,262,495	-2,791,508	-4,811,974	-10,000	3,355	-18,618	-8,468	838,291	2,259,140	2,810,126	4,820,442
QFBQ	-346,397	-2,038,706	-2,020,140	-1,928,799	0	-338,246	-343,246	-483,770	346,397	2,376,952	2,363,386	2,412,569
NLCS	-805,259	-2,090,455	-4,985,891	-6,896,435	-80,000	185,365	195,021	182,600	885,259	1,905,090	4,790,870	6,713,835
DBIS	-162,232	-22,152	86,278	438,180	0	-16,207	-16,207	-31,183	162,232	38,359	-70,071	-406,997
QOIS	-1,870,623	-1,913,384	-1,876,532	-2,051,062	0	0	7,677	7,674	1,870,623	1,913,384	1,868,855	2,043,388
IHGS	32,978	45,311	29,300	120,423	0	11,000	11,000	11,000	-32,978	-56,311	-40,300	-131,423
ZHCD	-6,778	-11,134	-31,999	-40,877	0	0	500	-5,107	6,778	11,134	31,499	45,984
QGMD	-194,556	-427,443	1,675,420	-340,642	-143,937	133,565	150,258	313,879	338,493	293,878	-1,825,678	26,763
SIIS	550,051	-24,757	-803,045	-711,225	-1,100,000	-894,129	-1,230,959	-1,175,613	549,949	918,886	2,034,004	1,886,838
BLDN	-645,481	-2,148,981	-2,357,135	-2,859,865	44,000	102,699	102,372	90,996	601,481	2,046,282	2,254,763	2,768,869
MCGS	129,716	-20,017	-194,380	-377,719	0	0	0	0	-129,716	20,017	194,380	377,719
QCFS	0	0	11,571	11,571	0	0	0	0	0	0	-11,571	-11,571
QFLS	163,386	260,252	598,382	1,066,619	-2,000	-11,237	7,889	72,926	-161,386	-249,015	-606,271	-1,139,545
WDAM	-134,934	-936,525	-1,162,147	-1,884,979	0	32,161	32,161	131,100	134,934	904,364	1,129,986	1,753,879
MCCS	-532,151	-569,878	-438,821	-474,209	0	4,000	4,000	4,000	532,151	565,878	434,821	470,209
MERS	-22,849	-20,742	21,933	103,019	0	-783	-783	52	22,849	21,525	-21,150	-103,071
MEZA	140,380	229,986	267,963	-231,798	0	-1,181	-5,830	-5,830	-140,380	-228,805	-262,133	237,628
QIMD	199,639	-61,041	-127,765	-300,372	-188,342	-188,342	-188,342	-188,342	-11,297	249,383	316,107	488,714

									22-Feb			
Company	Qatari				GCC				Foreigners			
	Daily Chg.	Last 5 Sessions Chg.	Last 10 Sessions Chg.	Last 20 Sessions Chg.	Daily Chg.	Last 5 Sessions Chg.	Last 10 Sessions Chg.	Last 20 Sessions Chg.	Daily Chg.	Last 5 Sessions Chg.	Last 10 Sessions Chg.	Last 20 Sessions Chg.
QNCD	30,793	-294,324	-229,563	-429,431	0	-305,000	-307,000	-296,521	-30,793	599,324	536,563	725,952
IQCD	630,415	2,054,421	4,998,794	7,776,730	42,724	244,609	302,097	313,947	-673,139	-2,299,030	-5,300,891	-8,090,677
QIGD	-206,333	353,528	-269,911	16,481	36,000	12,498	48,098	107,196	170,333	-366,026	221,813	-123,677
QEWS	58,765	6,004	433,709	943,391	0	1,200	2,000	2,000	-58,765	-7,204	-435,709	-945,391
AHCS	-110,051	-3,633,126	-5,387,151	-6,665,009	-60,000	117,372	141,921	154,041	170,051	3,515,754	5,245,230	6,510,968
GISS	246,914	801,651	3,698,882	2,707,217	-6,000	-247,091	-224,094	-211,901	-240,914	-554,560	-3,474,788	-2,495,316
MPHC	-993,386	-8,678,448	-19,292,013	-29,044,851	13,333	-2,063	5,761	-205,977	980,053	8,680,511	19,286,252	29,250,828
IGRD	-394,859	-1,023,662	-161,101	-3,070,226	0	250,000	250,000	241,354	394,859	773,662	-88,899	2,828,872
QAMC	-728,572	285,301	-1,206,945	-7,301,417	2,000	-249,791	-223,841	-258,395	726,572	-35,510	1,430,786	7,559,812
QATI	22,329	2,408,264	4,459,796	5,542,947	0	0	3,680	-16,320	-22,329	-2,408,264	-4,463,476	-5,526,627
DOHI	-117,456	-180,989	-462,815	-462,444	30,000	39,000	311,507	311,507	87,456	141,989	151,308	150,937
QGRI	-77,162	-34,262	24,555	-152,373	50,056	-26,546	-62,384	59,712	27,106	60,808	37,829	92,661
AKHI	-83,417	322,074	261,889	483,435	0	-67,698	-67,698	-67,698	83,417	-254,376	-194,191	-415,737
QISI	-47,588	-48,326	-56,502	-23,931	5,000	5,000	5,000	5,000	42,588	43,326	51,502	18,931
BEMA	0	-2,868	5,609	3,382	0	0	0	0	0	2,868	-5,609	-3,382
QLMI	227,342	189,706	1,732,782	2,047,265	0	0	0	0	-227,342	-189,706	-1,732,782	-2,047,265
UDCD	-69,645	-1,859,343	573,325	3,314,166	0	0	-183,500	-160,743	69,645	1,859,343	-389,825	-3,153,423
BRES	-645,094	-1,617,189	-1,305,764	-385,194	0	-45,000	-41,780	-40,562	645,094	1,662,189	1,347,544	425,756
ERES	-142,055	318,229	-1,247,535	2,009,783	63,008	436,031	613,936	677,029	79,047	-754,260	633,599	-2,686,812
MRDS	1,190,243	4,320,164	4,083,579	3,913,321	-92,000	-184,894	-205,970	-323,509	-1,098,243	-4,135,270	-3,877,609	-3,589,812
ORDS	315,118	1,301,386	2,043,496	1,528,226	-27,539	-150,126	-145,126	-58,062	-287,579	-1,151,260	-1,898,370	-1,470,164
VFQS	-445,761	1,476,354	6,442,775	1,879,059	6,200	-31,800	33,457	814,539	439,561	-1,444,554	-6,476,232	-2,693,598
QNNS	-150,543	-271,634	-561,169	-765,301	-426,000	-426,000	-425,650	-425,016	576,543	697,634	986,819	1,190,317
GWCS	13,223	-2,318,246	-2,522,323	-3,449,203	0	-7,977	-42,519	-3,000	-13,223	2,326,223	2,564,842	3,452,203
QGTS	765,209	-1,101,171	-19,896,366	-18,892,548	-38,728	-340,268	-564,398	-1,358,789	-726,481	1,441,439	20,460,764	20,251,337

Insider Trading for the Last Week

Company	Bought	Sold	Net
QATI	2,437,455	0	2,437,455
QIMD	1,000,000	0	1,000,000
DUBK	331,069	0	331,069
QNCD	330,000	74,263	255,737
QFLS	65,000	0	65,000
IQCD	80,000	33,000	47,000
ZHCD	2,977	0	2,977
MPHC	0	8,170	-8,170
MHAR	0	60,000	-60,000
BRES	0	321,000	-321,000

Trading values by nationality for the last Week

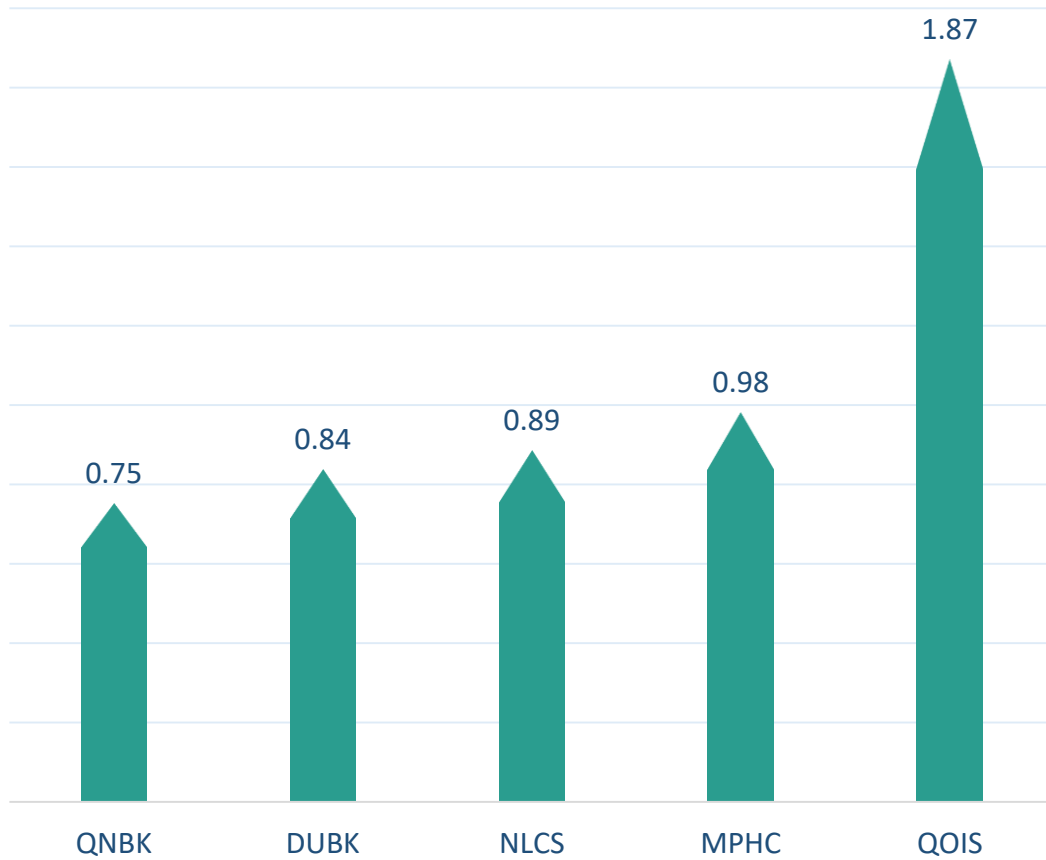
Nationality	Purchasing Value	Selling Value	Difference
Qataris	1,628.93	1,709.98	-81.05
GCC	65.48	117.51	-52.03
Arab	238.44	238.16	0.28
Foreigners	567.06	434.26	132.80
Total	2,499.91	2,499.91	0.00

In million QAR

Trading by nationality for the last Week

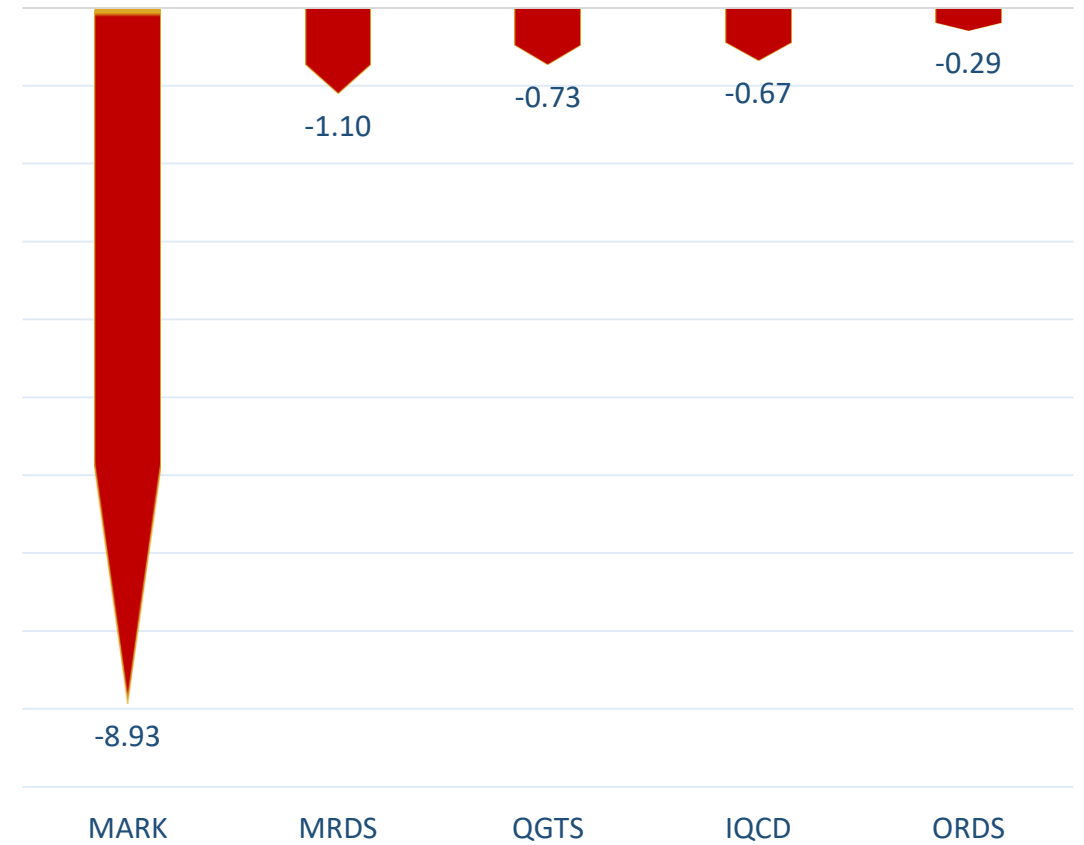
Nationality	Buy %	Sell %	Net
Qataris	65.16%	68.40%	-3.24%
GCC	2.62%	4.70%	-2.08%
Arab	9.54%	9.53%	0.01%
Foreigners	24.58%	21.95%	5.31%

Top 5 Companies bought (net) by Foreigners in the last session



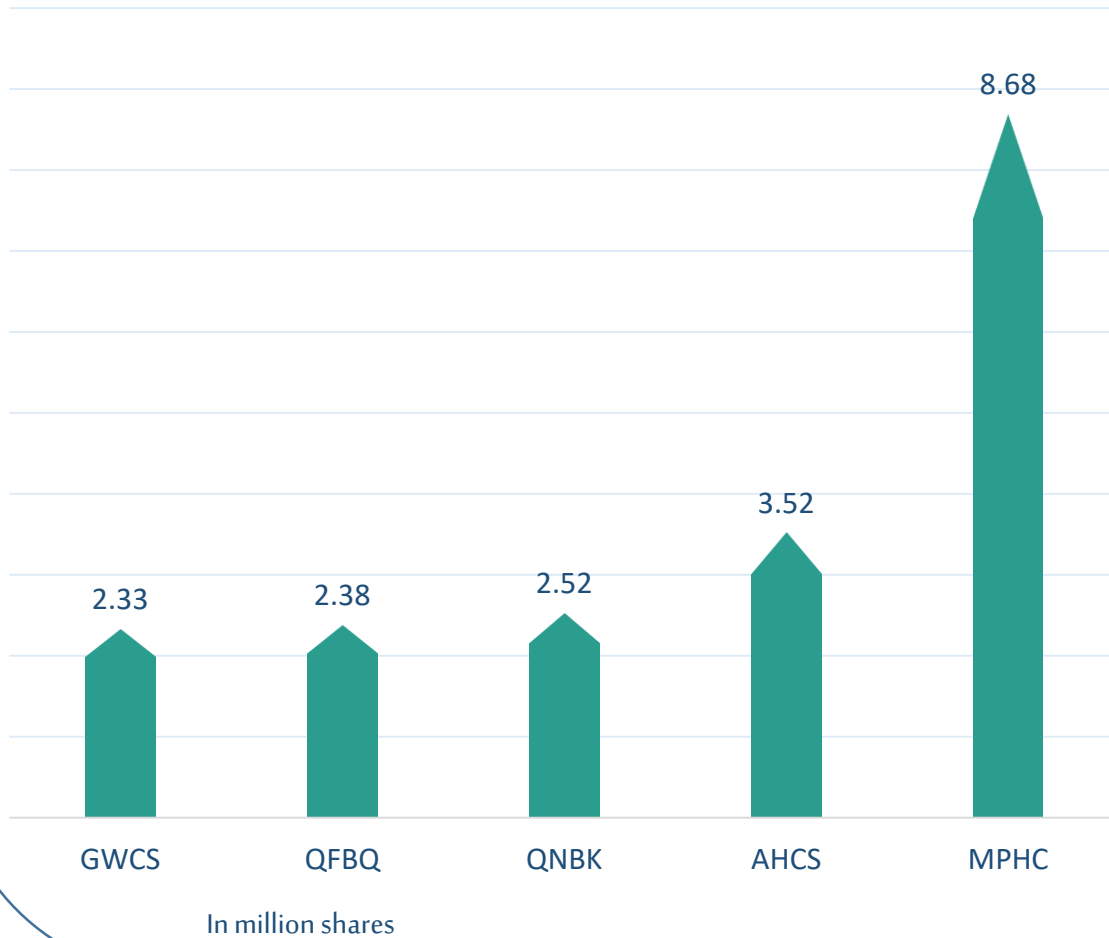
In million shares

Top 5 Companies sold (net) by Foreigners in the last session

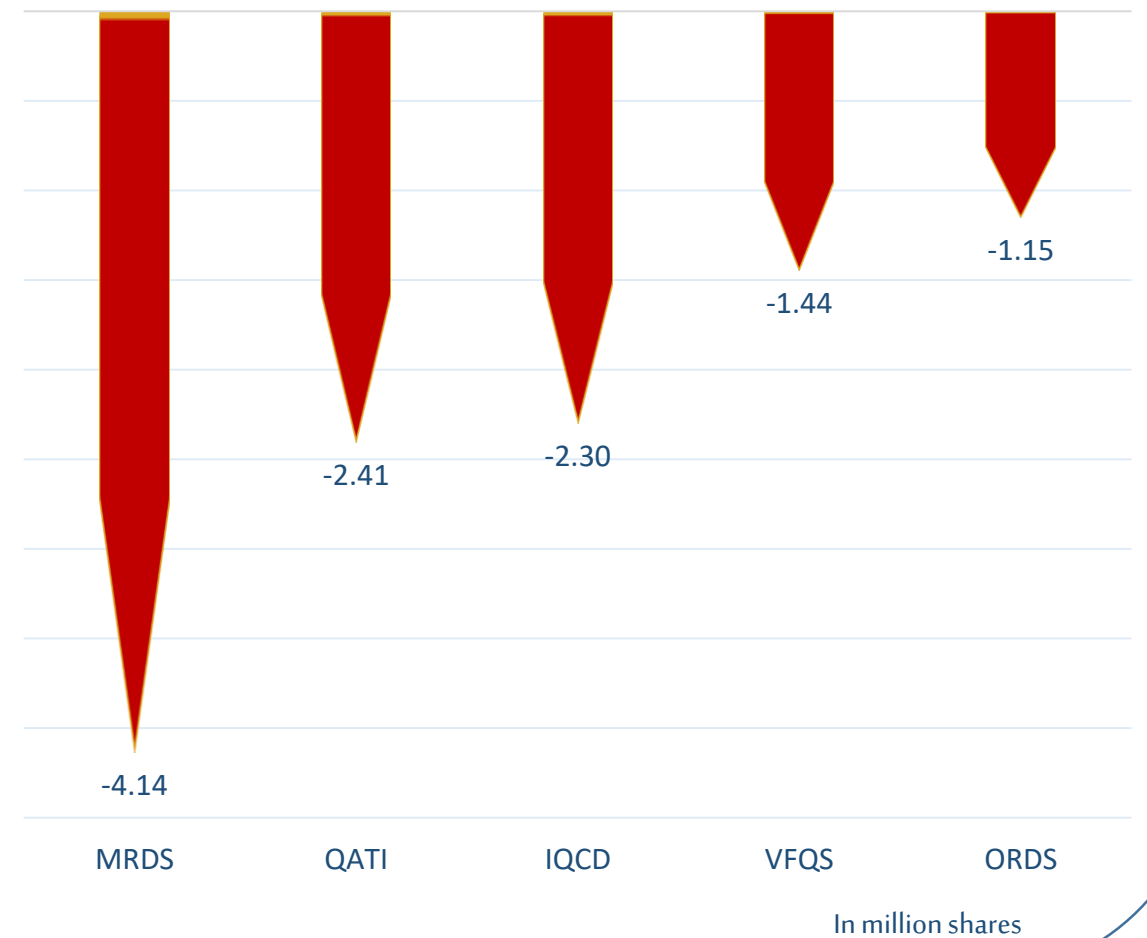


In million shares

Top 5 Companies bought (net) by **Foreigners** over the last 5 Sessions



Top 5 Companies sold (net) by **Foreigners** over the last 5 Sessions





The figures represent a change in the number of shares.

Daily Change: The net change between 22nd and 21st of February trading sessions

Change for the last 5 sessions: The total daily net change for the last 5 sessions.


Change for the last 10 sessions: The total daily net change for the last 10 sessions.

Change for the last 20 sessions: The total daily net change for the last 20 sessions.

DISCLAIMER:

The information contained was obtained from various public sources believed to be reliable, but we do not guarantee its accuracy. Wasata Financial Securities makes no representations or warranties (express or implied) regarding the data and information provided and Wasata Financial Securities does not represent that the information content of this document is complete, or free from any error, not misleading, or fit for any particular purpose. This report document provides general information only. Neither the information nor any opinion expressed constitutes an offer or an invitation to make an offer, to buy or sell any securities or other investment products related to such securities or investments.

This report document contained is subject to change without prior notice. Wasata assumes no responsibility to update the information in this report document.



Prepared by Financial Advisory Department


وساطة
WASATA
للأوراق المالية
FINANCIAL SECURITIES

+974 44498880

ramzi.qasmieh@Wasata.qa