



Daily Report for Ownership Changes

26th of February 2024 Session

									26-Feb			
Company	Qatari				GCC				Foreigners			
	Daily Chg.	Last 5 Sessions Chg.	Last 10 Sessions Chg.	Last 20 Sessions Chg.	Daily Chg.	Last 5 Sessions Chg.	Last 10 Sessions Chg.	Last 20 Sessions Chg.	Daily Chg.	Last 5 Sessions Chg.	Last 10 Sessions Chg.	Last 20 Sessions Chg.
QNBK	-223,570	-2,077,488	-4,062,654	-877,044	-100,000	-94,765	-96,919	56,306	323,570	2,172,253	4,159,573	820,738
QIBK	-414,970	-1,352,735	-2,638,943	-3,797,078	-989	-151,675	-203,020	-260,383	415,959	1,504,410	2,841,963	4,057,461
CBQK	-875,398	-3,683,997	-2,189,148	584,002	0	-12,138	-39,839	239,906	875,398	3,696,135	2,228,987	-823,908
DHBK	860,713	3,487,660	2,413,819	-4,299,532	0	-148,302	-48,241	-45,241	-860,713	-3,339,358	-2,365,578	4,344,773
ABQK	-12,496	-12,726	-8,171	-25,201	0	0	0	5,000	12,496	12,726	8,171	20,201
QIJK	-69,441	-141,354	-434,904	-267,180	1,500	-37,550	-39,110	-39,110	67,941	178,904	474,014	306,290
MARK	2,358,372	12,508,934	6,768,221	-5,618,409	108,523	-70,768	-149,538	-263,006	-2,466,895	-12,438,166	-6,618,683	5,881,415
DUBK	-529,335	-2,433,783	-3,668,838	-5,303,314	0	-145	6,393	-15,987	529,335	2,433,928	3,662,445	5,319,301
QFBQ	-178,151	-2,621,985	-1,827,460	-92,401	89,877	78,760	-348,818	-283,369	88,274	2,543,225	2,176,278	375,770
NLCS	177,440	-1,275,177	-5,414,169	-6,264,208	-144,933	-27,800	236,120	230,581	-32,507	1,302,977	5,178,049	6,033,627
DBIS	-38,847	-312,726	-11,380	376,660	40,000	29,889	23,793	8,817	-1,153	282,837	-12,413	-385,477
QOIS	618,910	-1,246,904	-1,204,170	-1,243,325	0	0	7,677	7,674	-618,910	1,246,904	1,196,493	1,235,651
IHGS	6,560	-68,673	-55,564	17,747	0	-15,080	-4,080	-4,080	-6,560	83,753	59,644	-13,667
ZHCD	-5,905	-17,153	-28,212	-48,904	0	0	500	-5,107	5,905	17,153	27,712	54,011
QGMD	-291,640	-1,167,642	1,048,348	-819,483	34,063	-167,927	98,480	285,585	257,577	1,335,569	-1,146,828	533,898
SIIS	-319,127	-976,810	-1,164,045	-928,687	-177,995	-1,261,446	-1,567,647	-1,461,059	497,122	2,238,256	2,731,692	2,389,746
BLDN	-2,221,456	-3,787,813	-3,840,319	-4,440,880	16,080	20,080	29,452	25,463	2,205,376	3,767,733	3,810,867	4,415,417
MCGS	-241,149	-184,523	-452,479	-668,551	0	0	0	0	241,149	184,523	452,479	668,551
QCFS	0	0	11,571	11,571	0	0	0	0	0	0	-11,571	-11,571
QFLS	137,412	40,225	530,789	977,452	0	-2,000	7,889	71,926	-137,412	-38,225	-538,678	-1,049,378
WDAM	-6,405	-515,970	-1,792,294	-2,012,780	1,222	7,751	39,912	133,851	5,183	508,219	1,752,382	1,878,929
MCCS	-4,564	-542,942	-452,246	-512,517	0	0	4,000	4,000	4,564	542,942	448,246	508,517
MERS	2,025	-14,302	14,176	77,340	0	-783	-783	52	-2,025	15,085	-13,393	-77,392
MEZA	982,614	1,099,424	1,315,197	763,423	0	4,632	-17	-17	-982,614	-1,104,056	-1,315,180	-763,406
QIMD	66,278	28,825	-164,891	-197,523	0	-188,342	-188,342	-188,342	-66,278	159,517	353,233	385,865

									26-Feb			
Company	Qatari				GCC				Foreigners			
	Daily Chg.	Last 5 Sessions Chg.	Last 10 Sessions Chg.	Last 20 Sessions Chg.	Daily Chg.	Last 5 Sessions Chg.	Last 10 Sessions Chg.	Last 20 Sessions Chg.	Daily Chg.	Last 5 Sessions Chg.	Last 10 Sessions Chg.	Last 20 Sessions Chg.
QNCD	-60,441	-220,392	-102,651	-602,453	1,300	-34,607	-303,700	-266,179	59,141	254,999	406,351	868,632
IQCD	318,394	1,026,275	4,474,533	8,289,405	15,412	141,960	276,689	333,198	-333,806	-1,168,235	-4,751,222	-8,622,603
QIGD	542,004	520,977	1,285,048	-890,759	-117,000	-33,502	-46,802	-48,167	-425,004	-487,475	-1,238,246	938,926
QEWS	34,212	161,233	416,617	792,777	5,000	5,000	7,000	7,000	-39,212	-166,233	-423,617	-799,777
AHCS	174,019	-496,272	-4,647,745	-6,354,795	40,728	128,100	170,549	194,769	-214,747	368,172	4,477,196	6,160,026
GISS	832,574	-1,177,603	667,000	698,269	0	-344,591	-288,094	-195,173	-832,574	1,522,194	-378,906	-503,096
MPHC	-2,922,613	5,557,556	-13,911,125	-21,800,984	-80,500	20,836	33,264	-135,278	3,003,113	-5,578,392	13,877,861	21,936,262
IGRD	-61,327	-1,879,411	-1,777,931	-2,185,229	0	250,000	250,000	241,354	61,327	1,629,411	1,527,931	1,943,875
QAMC	479,393	-2,541,390	-1,197,747	-10,451,682	35,000	24,650	-187,841	-227,931	-514,393	2,516,740	1,385,588	10,679,613
QATI	-54,871	187,708	3,697,515	4,113,388	15,679	18,100	33,680	13,680	39,192	-205,808	-3,731,195	-4,127,068
DOHI	-4,692	-284,933	-510,013	-543,305	0	30,000	277,732	311,507	4,692	254,933	232,281	231,798
QGRI	5,000	-71,162	-19,262	-156,987	0	6,954	-37,146	59,712	-5,000	64,208	56,408	97,275
AKHI	-181,989	28,333	126,248	175,588	0	5,752	-67,698	-67,698	181,989	-34,085	-58,550	-107,890
QISI	-18,105	-23,209	-87,920	-48,152	0	5,000	5,000	5,000	18,105	18,209	82,920	43,152
BEMA	-200	-3,720	-3,975	2,530	0	0	0	0	200	3,720	3,975	-2,530
QLMI	100,449	263,055	1,783,147	2,020,918	0	0	0	0	-100,449	-263,055	-1,783,147	-2,020,918
UDCD	13,260	-2,071,554	-1,467,992	1,577,205	0	33,000	-166,000	-127,742	-13,260	2,038,554	1,633,992	-1,449,463
BRES	-774,737	-1,958,891	-2,284,191	-2,122,791	20,222	-22,787	-14,567	-13,735	754,515	1,981,678	2,298,758	2,136,526
ERES	114,892	236,430	485,749	1,227,749	-143,716	-80,708	-134,582	641,331	28,824	-155,722	-351,167	-1,869,080
MRDS	-737,644	-170,631	2,788,803	2,637,822	-184,926	-44,674	-243,537	-477,466	922,570	215,305	-2,545,266	-2,160,356
ORDS	119,183	1,301,099	2,265,567	1,999,447	-39,780	-182,506	-199,906	-107,842	-79,403	-1,118,593	-2,065,661	-1,891,605
VFQS	1,418,977	710,660	7,610,237	4,426,715	21,620	31,738	128,433	924,515	-1,440,597	-742,398	-7,738,670	-5,351,230
QNNS	-599,782	-869,816	-1,519,356	-1,856,566	0	-425,500	-425,150	-424,516	599,782	1,295,316	1,944,506	2,281,082
GWCS	23,034	-572,917	-2,456,403	-2,661,055	0	-7,977	-48,907	-3,000	-23,034	580,894	2,505,310	2,664,055
QGTS	-782,472	-1,882,677	-19,453,315	-19,706,741	-25,606	-133,107	-643,086	-1,434,378	808,078	2,015,784	20,096,401	21,141,119

Trading values by nationality for the last Session

Nationality	Purchasing Value	Selling Value	Difference
Qataris	421.32	438.74	-17.42
GCC	18.39	14.57	3.82
Arab	54.06	59.72	-5.66
Foreigners	126.29	107.03	19.26
Total	620.05	620.05	0.00

In million QAR

Trading by nationality for the last Session

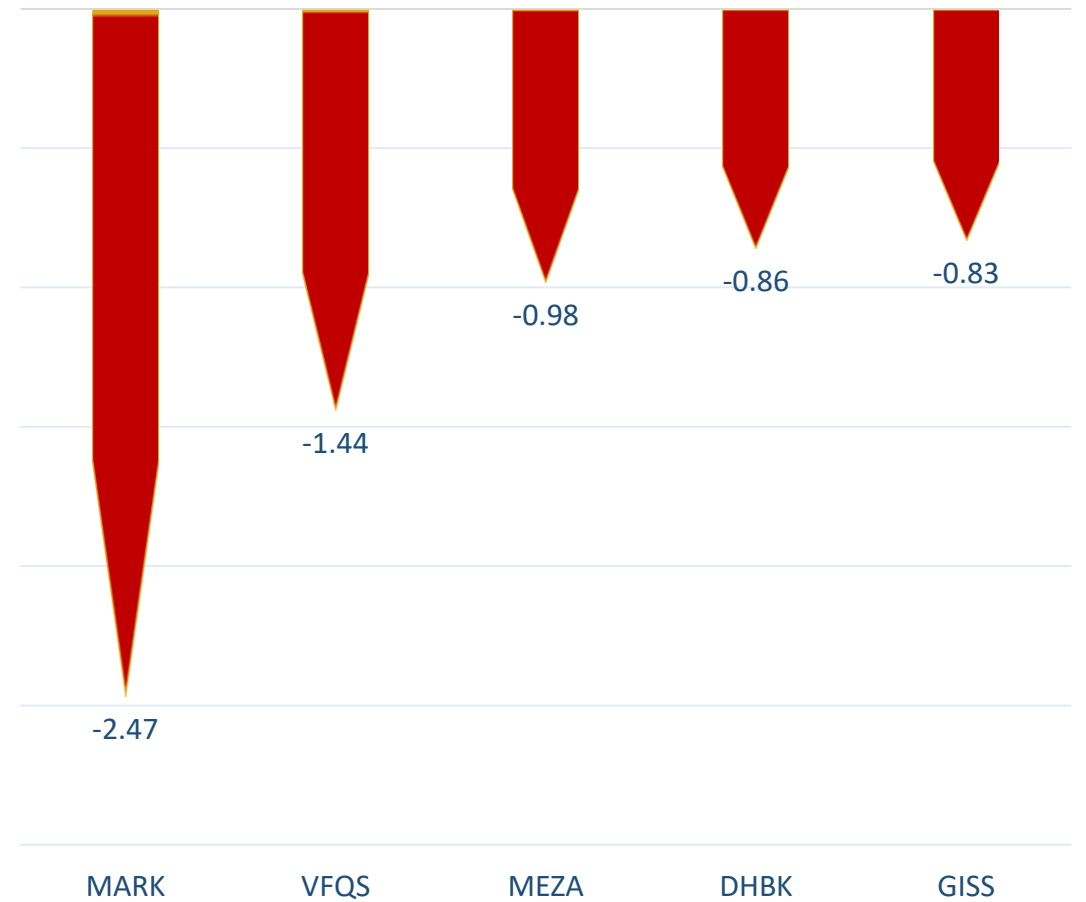
Nationality	Buy %	Sell %	Net
Qataris	67.95%	70.76%	-2.81%
GCC	2.97%	2.35%	0.62%
Arab	8.72%	9.63%	-0.91%
Foreigners	24.58%	21.95%	3.11%

Top 5 Companies bought (net) by **Foreigners** in the last session



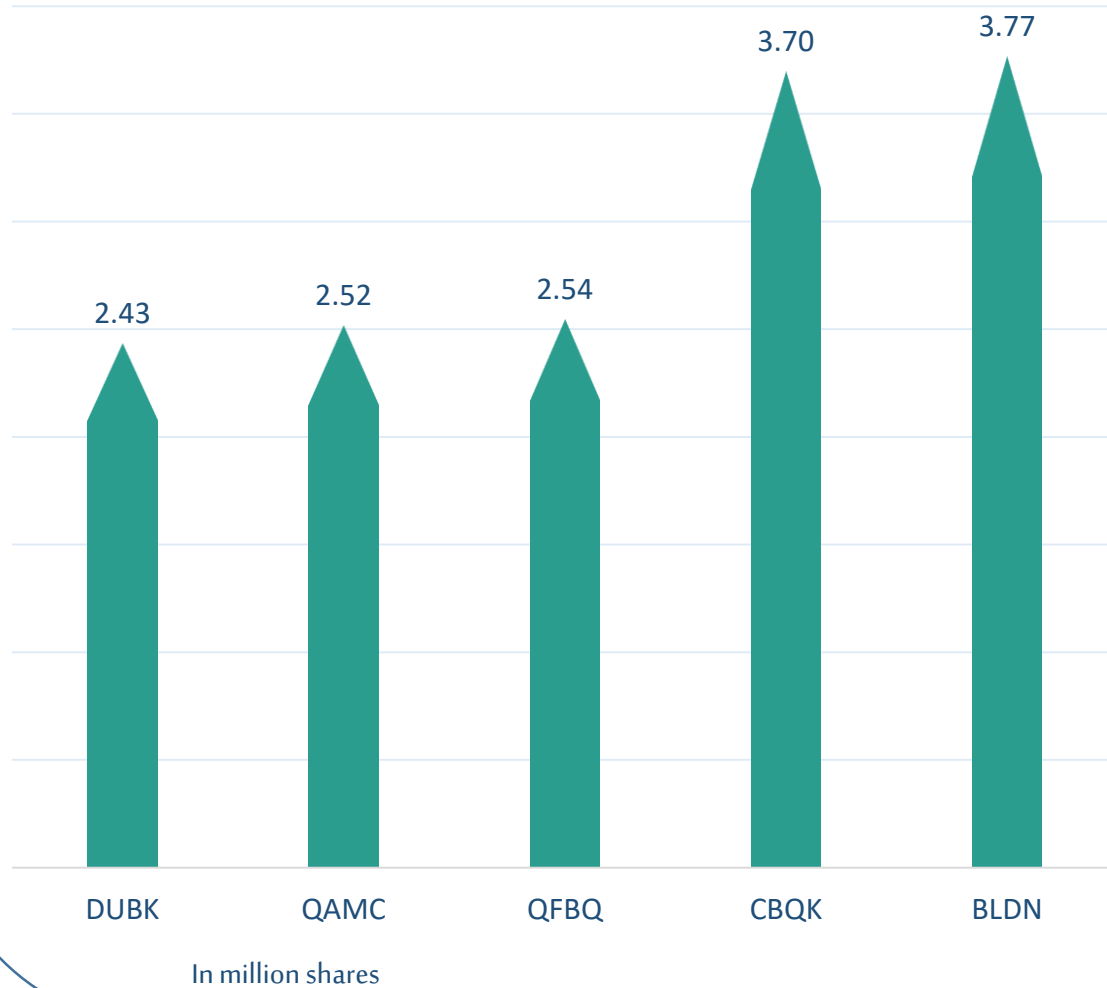
In million shares

Top 5 Companies sold (net) by **Foreigners** in the last session

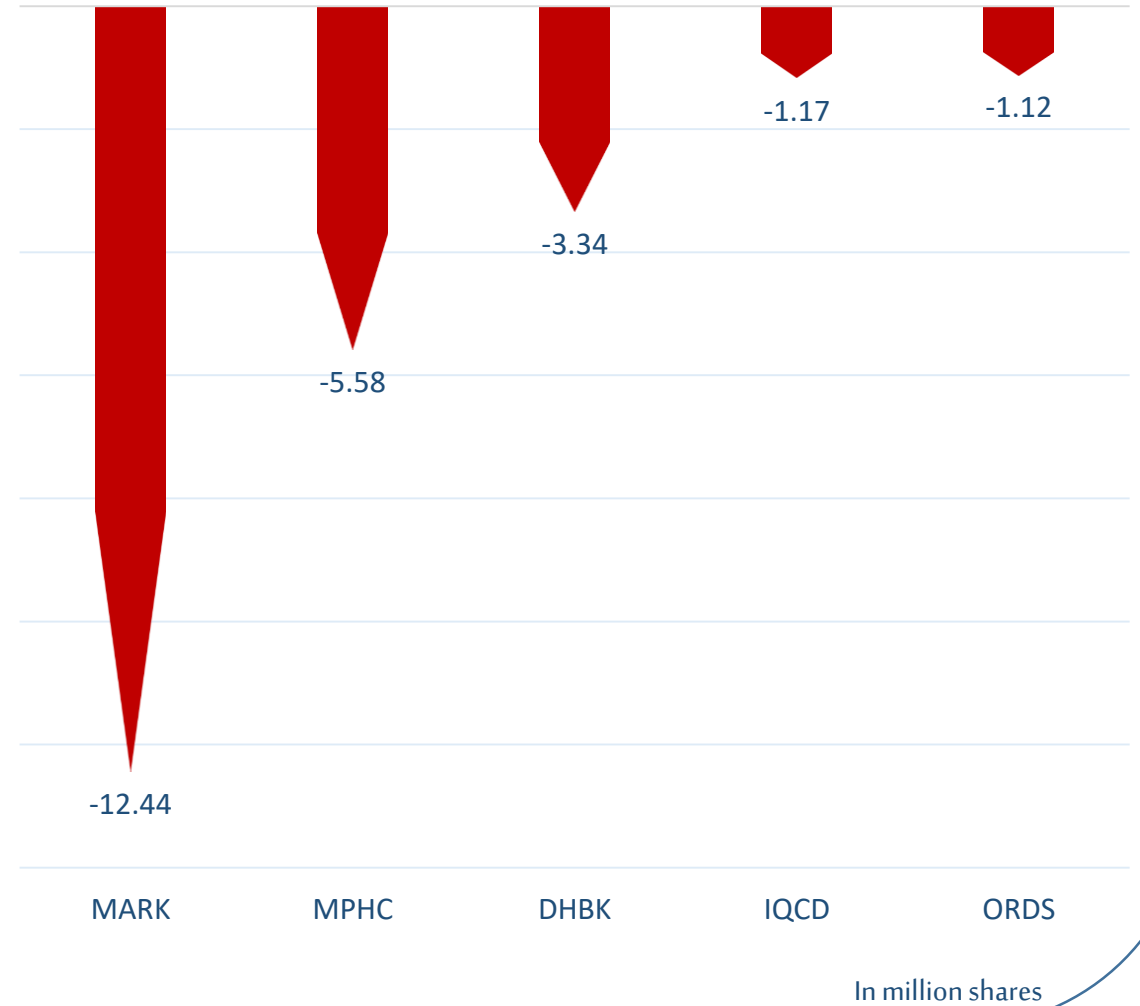


In million shares

Top 5 Companies bought (net) by **Foreigners** over the last 5 Sessions



Top 5 Companies sold (net) by **Foreigners** over the last 5 Sessions





The figures represent a change in the number of shares.

Daily Change: The net change between 26th and 25th of February trading sessions

Change for the last 5 sessions: The total daily net change for the last 5 sessions.

Change for the last 10 sessions: The total daily net change for the last 10 sessions.

Change for the last 20 sessions: The total daily net change for the last 20 sessions.

DISCLAIMER:

The information contained was obtained from various public sources believed to be reliable, but we do not guarantee its accuracy. Wasata Financial Securities makes no representations or warranties (express or implied) regarding the data and information provided and Wasata Financial Securities does not represent that the information content of this document is complete, or free from any error, not misleading, or fit for any particular purpose. This report document provides general information only. Neither the information nor any opinion expressed constitutes an offer or an invitation to make an offer, to buy or sell any securities or other investment products related to such securities or investments.

This report document contained is subject to change without prior notice. Wasata assumes no responsibility to update the information in this report document.

Prepared by Financial Advisory Department



+974 44498880

ramzi.qasmieh@Wasata.qa