



Daily Report for Ownership Changes

27th of February 2024 Session

									27-Feb			
Company	Qatari				GCC				Foreigners			
	Daily Chg.	Last 5 Sessions Chg.	Last 10 Sessions Chg.	Last 20 Sessions Chg.	Daily Chg.	Last 5 Sessions Chg.	Last 10 Sessions Chg.	Last 20 Sessions Chg.	Daily Chg.	Last 5 Sessions Chg.	Last 10 Sessions Chg.	Last 20 Sessions Chg.
QNBK	-584,815	-2,128,150	-4,721,848	-1,448,328	0	-94,765	-96,914	56,306	584,815	2,222,915	4,818,762	1,392,022
QIBK	-256,934	-1,481,314	-2,684,192	-4,439,686	-4,500	-157,875	-204,145	-264,409	261,434	1,639,189	2,888,337	4,704,095
CBQK	-230,596	-3,531,979	-3,120,670	1,061,339	0	-12,138	-40,379	204,906	230,596	3,544,117	3,161,049	-1,266,245
DHBK	112,831	3,150,711	2,550,275	-4,769,090	-11,759	-151,352	-60,000	-57,000	-101,072	-2,999,359	-2,490,275	4,826,090
ABQK	9,344	-3,382	1,173	-15,949	0	0	0	5,000	-9,344	3,382	-1,173	10,949
QIK	284,629	368,038	-230,377	-107,913	500	-33,000	-38,610	-38,610	-285,129	-335,038	268,987	146,523
MARK	-1,406,688	12,554,787	5,816,107	-7,517,093	-20,618	-75,515	-197,551	-286,944	1,427,306	-12,479,272	-5,618,556	7,804,037
DUBK	-2,425,346	-4,334,217	-5,929,764	-7,688,111	-3,626	-13,626	3,274	-21,113	2,428,972	4,347,843	5,926,490	7,709,224
QFBQ	-299,799	-447,036	-2,219,605	-460,332	-89,877	111	-438,695	-373,246	389,676	446,925	2,658,300	833,578
NLCS	48,301	-2,080,454	-5,387,232	-6,165,999	143,199	107,818	394,663	373,780	-191,500	1,972,636	4,992,569	5,792,219
DBIS	-18,855	-268,271	-10,643	464,704	64,102	93,991	87,895	72,919	-45,247	174,280	-77,252	-537,623
QOIS	558,448	-684,908	-641,042	-684,877	62	62	133	7,736	-558,510	684,846	640,909	677,141
IHGS	70,232	10,459	28,859	51,693	0	-15,080	-4,080	-4,080	-70,232	4,621	-24,779	-47,613
ZHCD	4,874	-12,613	-17,805	-44,485	0	0	0	-4,652	-4,874	12,613	17,805	49,137
QGMD	936,076	114,214	1,189,265	80,957	493,055	299,765	608,533	754,290	-1,429,131	-413,979	-1,797,798	-835,247
SIIS	770,045	398,450	-672,950	-873,251	-1,105,000	-2,367,446	-2,672,647	-2,447,551	334,955	1,968,996	3,345,597	3,320,802
BLDN	1,223,798	-2,034,247	-2,505,094	-3,519,591	-9,599	-39,519	19,853	14,964	-1,214,199	2,073,766	2,485,241	3,504,627
MCGS	12,578	-190,359	-479,040	-637,680	0	0	0	0	-12,578	190,359	479,040	637,680
QCFS	0	0	11,571	11,571	0	0	0	0	0	0	-11,571	-11,571
QFLS	-173,866	34,212	330,941	743,668	985	-1,015	8,874	75,024	172,881	-33,197	-339,815	-818,692
WDAM	-393,504	-1,009,742	-2,003,142	-2,331,022	-6,480	1,271	33,432	28,432	399,984	1,008,471	1,969,710	2,302,590
MCCS	-124,531	-614,484	-682,510	-648,033	2,350	2,350	6,350	6,350	122,181	612,134	676,160	641,683
MERS	-2,797	-19,658	9,802	70,702	-627	-627	-1,410	-575	3,424	20,285	-8,392	-70,127
MEZA	20,147	1,144,695	1,081,180	790,513	0	4,632	-17	-17	-20,147	-1,149,327	-1,081,163	-790,496
QIMD	-7,951	300,870	-176,100	-97,099	0	-188,342	-188,342	-188,342	7,951	-112,528	364,442	285,441

									27-Feb			
Company	Qatari				GCC				Foreigners			
	Daily Chg.	Last 5 Sessions Chg.	Last 10 Sessions Chg.	Last 20 Sessions Chg.	Daily Chg.	Last 5 Sessions Chg.	Last 10 Sessions Chg.	Last 20 Sessions Chg.	Daily Chg.	Last 5 Sessions Chg.	Last 10 Sessions Chg.	Last 20 Sessions Chg.
QNCD	-26,998	-25,296	-190,378	-518,078	0	1,300	-303,700	-266,179	26,998	23,996	494,078	784,257
IQCD	173,045	1,001,246	3,814,418	7,554,565	27,549	143,563	291,409	360,747	-200,594	-1,144,809	-4,105,827	-7,915,312
QIGD	-195,822	-5,830	546,316	-770,242	102,135	54,133	69,333	53,968	93,687	-48,303	-615,649	716,274
QEWS	78,887	288,376	315,209	769,801	20,110	25,110	27,110	27,110	-98,997	-313,486	-342,319	-796,911
AHCS	-174,218	-238,112	-4,818,006	-6,568,550	-17,395	-43,946	153,154	177,374	191,613	282,058	4,664,852	6,391,176
GISS	139,282	-1,513,296	1,953,597	1,030,522	289	-69,711	-307,805	-194,884	-139,571	1,583,007	-1,645,792	-835,638
MPHC	-1,101,900	2,975,896	-9,369,584	-22,800,578	-131,945	-91,109	-97,681	-263,223	1,233,845	-2,884,787	9,467,265	23,063,801
IGRD	-103,430	-2,210,339	-1,888,863	-2,068,868	0	0	250,000	241,354	103,430	2,210,339	1,638,863	1,827,514
QAMC	-607,944	-3,483,025	-2,578,809	-10,558,885	-38,294	-5,294	-236,135	-266,225	646,238	3,488,319	2,814,944	10,825,110
QATI	2,136	148,121	3,635,706	4,140,249	-28,169	1,831	5,511	-14,489	26,033	-149,952	-3,641,217	-4,125,760
DOHI	0	-211,933	-281,713	-547,805	0	30,000	77,732	311,507	0	181,933	203,981	236,298
QGRI	0	-71,162	-19,262	-146,016	1,200	6,954	-35,946	60,231	-1,200	64,208	55,208	85,785
AKHI	-286,194	-411,834	-137,792	-29,704	0	0	-67,698	-67,698	286,194	411,834	205,490	97,402
QISI	-33,537	-107,081	-121,426	-77,874	0	5,000	5,000	5,000	33,537	102,081	116,426	72,874
BEMA	-260	-1,112	-4,235	2,270	0	0	0	0	260	1,112	4,235	-2,270
QLMI	-1,287	299,048	1,699,751	1,999,631	0	0	0	0	1,287	-299,048	-1,699,751	-1,999,631
UDCD	314,581	-1,250,923	-1,415,734	996,593	0	33,000	33,000	-122,742	-314,581	1,217,923	1,382,734	-873,851
BRES	-662,854	-2,687,801	-3,597,170	-3,259,041	338	27,551	-17,449	-13,397	662,516	2,660,250	3,614,619	3,272,438
ERES	-1,439,327	-1,419,595	-1,445,281	-845,206	33,416	-47,292	-101,123	674,747	1,405,911	1,466,887	1,546,404	170,459
MRDS	-1,172,452	-1,693,707	1,880,736	1,124,284	-53,860	-197,200	-318,097	-448,709	1,226,312	1,890,907	-1,562,639	-675,575
ORDS	-130,065	1,087,945	2,045,945	2,325,189	-50,220	-147,729	-250,126	-158,062	180,285	-940,216	-1,795,819	-2,167,127
VFQS	-721,519	-330,410	5,717,789	4,267,981	19,430	51,168	109,768	943,945	702,089	279,242	-5,827,557	-5,211,926
QNNS	243,894	-739,710	-1,091,751	-1,548,422	1,000	-424,500	-424,150	-423,516	-244,894	1,164,210	1,515,901	1,971,938
GWCS	91,784	64,040	-2,347,371	-2,559,468	215	215	-48,692	-9,889	-91,999	-64,255	2,396,063	2,569,357
QGTS	-2,828,435	-3,713,181	-9,889,118	-23,591,414	-75,084	-208,191	-480,681	-1,510,017	2,903,519	3,921,372	10,369,799	25,101,431

Trading values by nationality for the last Session

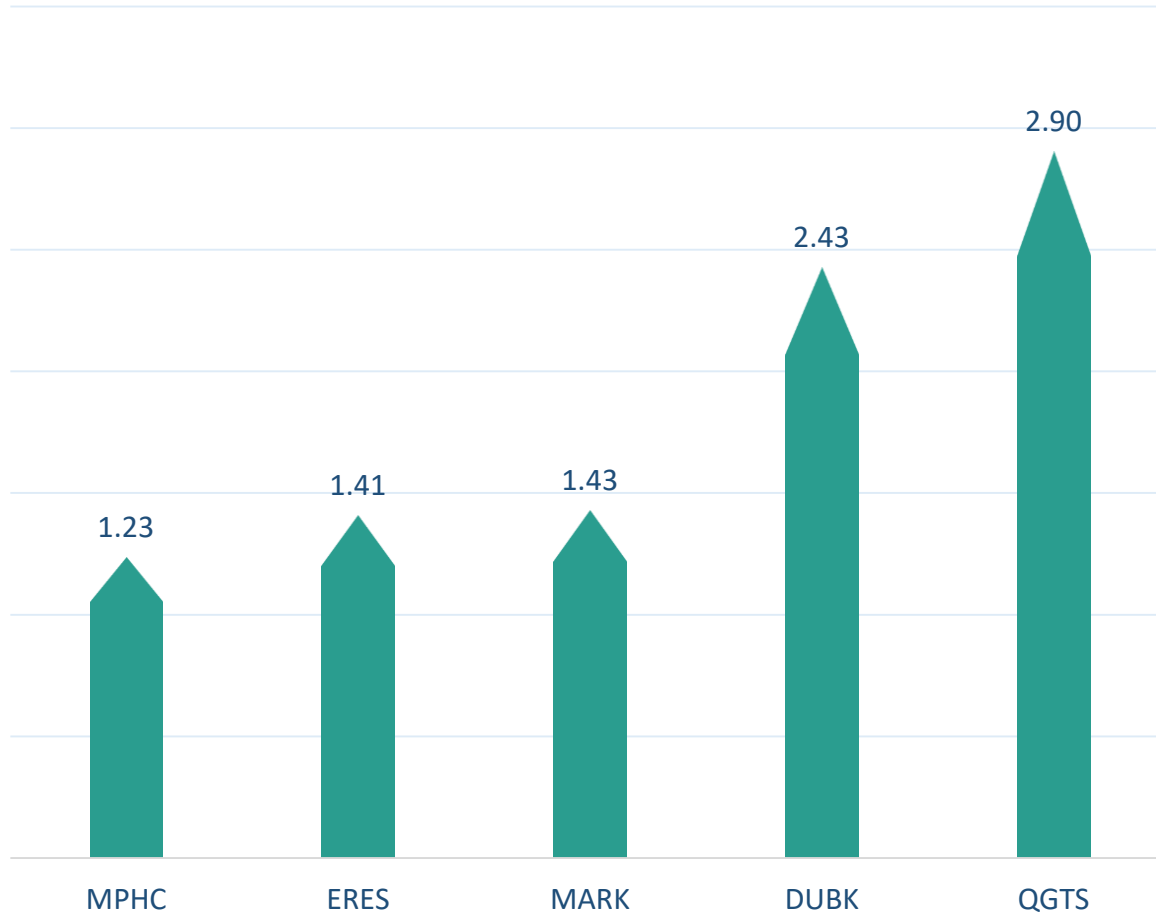
Nationality	Purchasing Value	Selling Value	Difference
Qataris	502.22	543.05	-40.83
GCC	8.82	6.11	2.71
Arab	58.20	61.66	-3.46
Foreigners	147.28	105.70	41.58
Total	716.51	716.51	0.00

In million QAR

Trading by nationality for the last Session

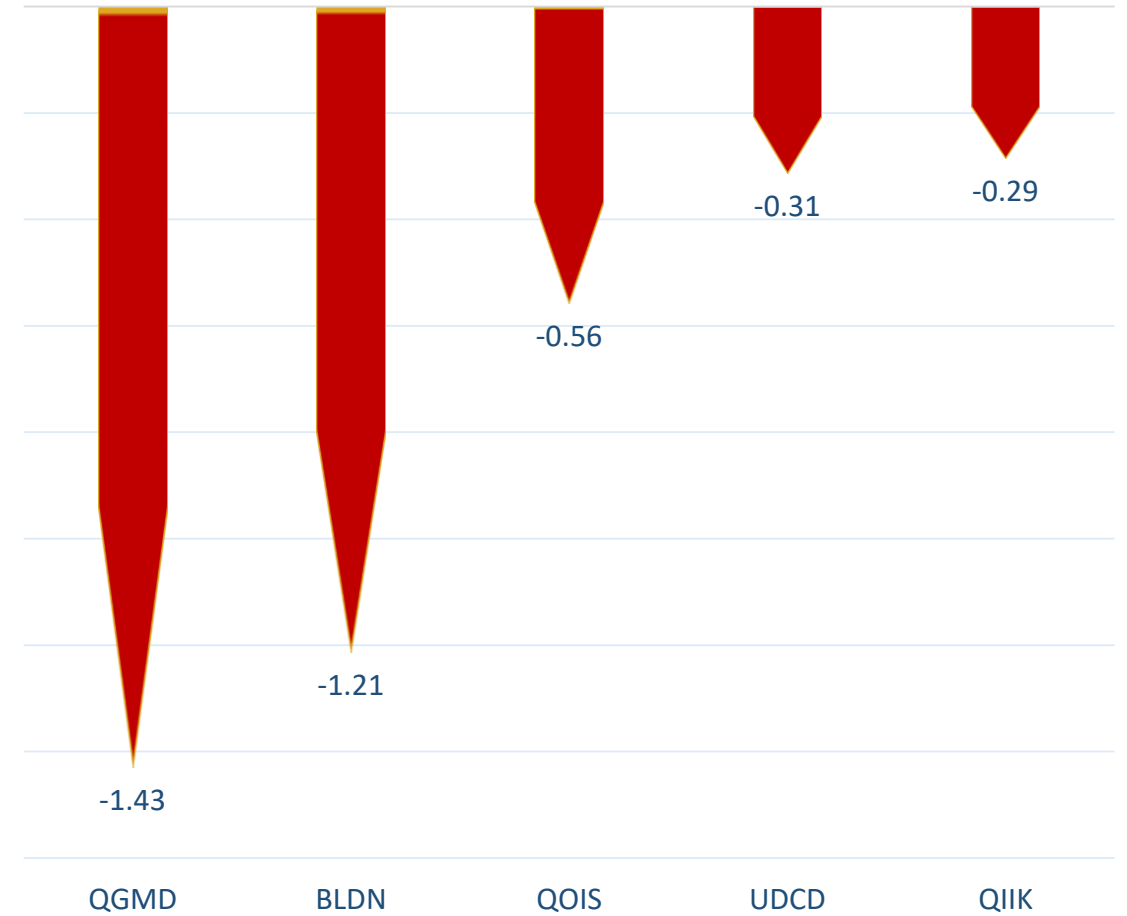
Nationality	Buy %	Sell %	Net
Qataris	70.09%	75.79%	-5.70%
GCC	1.23%	0.85%	0.38%
Arab	8.12%	8.61%	-0.48%
Foreigners	24.58%	21.95%	5.80%

Top 5 Companies bought (net) by **Foreigners** in the last session



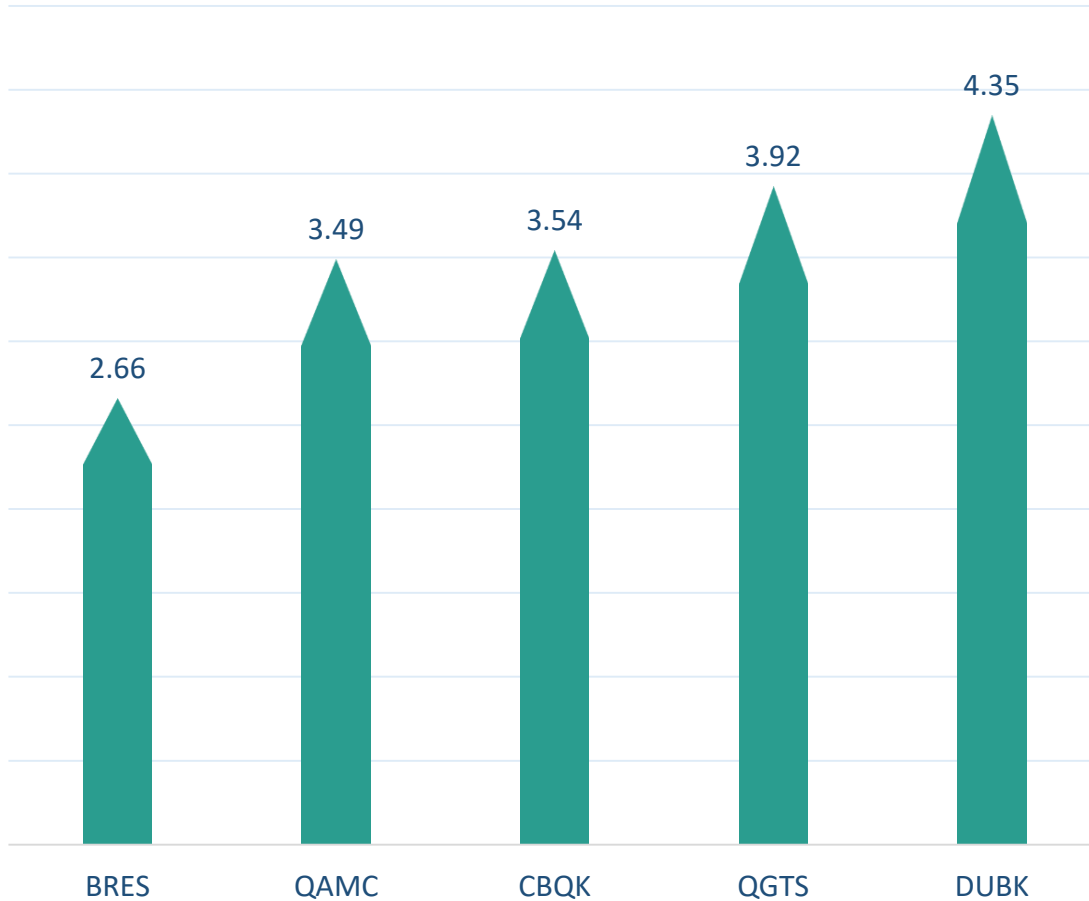
In million shares

Top 5 Companies sold (net) by **Foreigners** in the last session



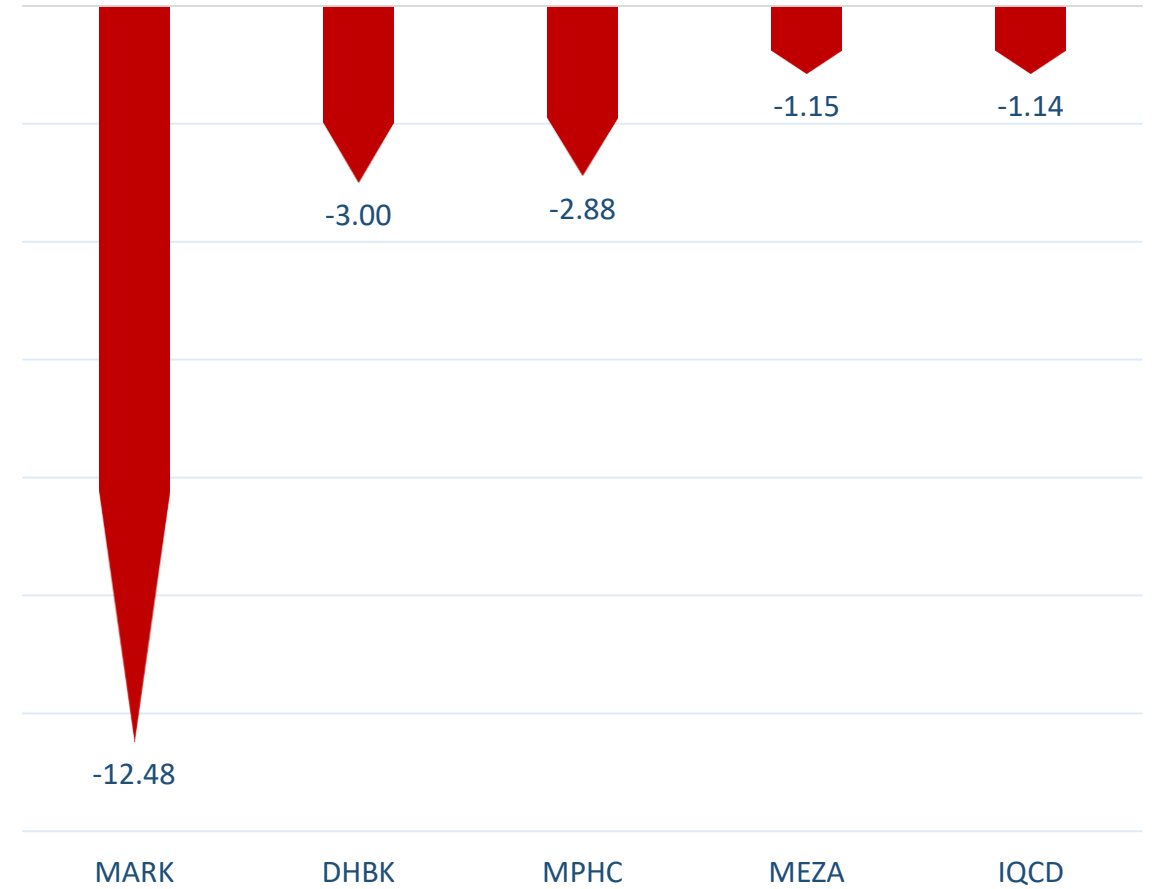
In million shares

Top 5 Companies bought (net) by **Foreigners** over the last 5 Sessions



In million shares

Top 5 Companies sold (net) by **Foreigners** over the last 5 Sessions



In million shares



The figures represent a change in the number of shares.

Daily Change: The net change between 27th and 26th of February trading sessions

Change for the last 5 sessions: The total daily net change for the last 5 sessions.

Change for the last 10 sessions: The total daily net change for the last 10 sessions.

Change for the last 20 sessions: The total daily net change for the last 20 sessions.

DISCLAIMER:

The information contained was obtained from various public sources believed to be reliable, but we do not guarantee its accuracy. Wasata Financial Securities makes no representations or warranties (express or implied) regarding the data and information provided and Wasata Financial Securities does not represent that the information content of this document is complete, or free from any error, not misleading, or fit for any particular purpose. This report document provides general information only. Neither the information nor any opinion expressed constitutes an offer or an invitation to make an offer, to buy or sell any securities or other investment products related to such securities or investments.

This report document contained is subject to change without prior notice. Wasata assumes no responsibility to update the information in this report document.

Prepared by Financial Advisory Department



+974 44498880
ramzi.qasmieh@Wasata.qa