



Daily Report for Ownership Changes

8th of February 2024 Session

									8-Feb			
Company	Qatari				GCC				Foreigners			
	Daily Chg.	Last 5 Sessions Chg.	Last 10 Sessions Chg.	Last 20 Sessions Chg.	Daily Chg.	Last 5 Sessions Chg.	Last 10 Sessions Chg.	Last 20 Sessions Chg.	Daily Chg.	Last 5 Sessions Chg.	Last 10 Sessions Chg.	Last 20 Sessions Chg.
QNBK	878,018	1,623,954	2,732,505	-5,583,334	0	151,560	158,025	302,525	-878,018	-1,775,514	-2,890,530	5,280,809
QIBK	-667,127	-1,301,978	-32,784	-6,639,378	-56,169	-55,919	-56,275	-115,871	723,296	1,357,897	89,059	6,755,249
CBQK	-301,666	2,222,540	3,870,570	-11,928,526	4,201	237,898	333,390	348,823	297,465	-2,460,438	-4,203,960	11,579,703
DHBK	-787,077	-3,627,425	-6,518,559	-12,701,744	0	0	0	-12,302	787,077	3,627,425	6,518,559	12,714,046
ABQK	0	-11,363	-11,271	-24,469	0	5,000	5,000	4,086	0	6,363	6,271	20,383
QIJK	241,444	-96,218	262,802	502,125	0	0	0	-81,251	-241,444	96,218	-262,802	-420,874
MARK	-4,782,894	-10,015,947	-10,078,650	170,789	-38,199	-93,054	-206,593	-413,192	4,821,093	10,109,001	10,285,243	242,403
DUBK	175,652	-2,099,501	-1,844,814	-4,831,089	0	-26,387	10,150	60,091	-175,652	2,125,888	1,834,664	4,770,998
QFBQ	-27,866	514,985	63,475	992,997	100,449	100,449	-40,075	-531,075	-72,583	-615,434	-23,400	-461,922
NLCS	43,448	-49,295	-1,867,096	3,458,047	0	34,426	-12,421	-95,920	-43,448	14,869	1,879,517	-3,362,127
DBIS	-108,691	-45,133	243,211	691,489	0	-2,700	-14,976	-34,876	108,691	47,833	-228,235	-656,613
QOIS	-21,483	-9,481	-196,013	191,872	0	-7,377	-3	-3	21,483	16,858	196,016	-191,869
IHGS	20,858	63,431	111,981	70,465	0	0	0	4,080	-20,858	-63,431	-111,981	-74,545
ZHCD	-4,860	-12,213	-13,738	-8,883	0	-6,155	-5,607	-7,807	4,860	18,368	19,345	16,690
QGMD	-344,174	-2,033,416	-2,360,236	-3,705,120	0	40,892	163,621	144,584	344,174	1,992,524	2,196,615	3,560,536
SIIS	-278,042	-547,677	-186,222	-849,169	190,042	215,195	245,388	164,489	88,000	332,482	-59,166	684,680
BLDN	-321,416	-759,916	-824,146	-1,278,671	0	-3,889	-11,376	88,122	321,416	763,805	835,522	1,190,549
MCGS	-27,707	-264,492	-211,046	329,727	0	0	0	36,715	27,707	264,492	211,046	-366,442
QCFS	0	0	0	0	0	0	0	0	0	0	0	0
QFLS	19,277	319,274	487,514	3,348,475	0	7,200	65,037	87,531	-19,277	-326,474	-552,551	-3,436,006
WDAM	147,556	-9,967	-575,276	-693,435	0	-5,000	98,939	192,106	-147,556	14,967	476,337	501,329
MCCS	62,225	-61,691	26,837	113,980	0	0	0	0	-62,225	61,691	-26,837	-113,980
MERS	12,798	69,540	93,884	135,113	0	781	835	1,835	-12,798	-70,321	-94,719	-136,948
MEZA	-61,408	-325,515	-561,169	-521,629	0	0	0	4,649	61,408	325,515	561,169	516,980
QIMD	-29,613	-104,005	-202,220	-671,437	0	0	0	324	29,613	104,005	202,220	671,113

									8-Feb			
Company	Qatari				GCC				Foreigners			
	Daily Chg.	Last 5 Sessions Chg.	Last 10 Sessions Chg.	Last 20 Sessions Chg.	Daily Chg.	Last 5 Sessions Chg.	Last 10 Sessions Chg.	Last 20 Sessions Chg.	Daily Chg.	Last 5 Sessions Chg.	Last 10 Sessions Chg.	Last 20 Sessions Chg.
QNCD	-91,657	-271,913	-291,525	-1,228,447	0	37,521	10,479	-81,654	91,657	234,392	281,046	1,310,101
IQCD	194,655	2,320,509	2,972,591	804,250	19,900	30,750	31,750	139,431	-214,555	-2,351,259	-3,004,341	-943,681
QIGD	-359,373	-383,515	-72,981	-699,974	100	52,500	59,198	19,198	359,273	331,015	13,783	680,776
QEWS	4,282	-55,845	513,964	-1,788,761	0	0	0	0	-4,282	55,845	-513,964	1,788,761
AHCS	-326,791	-1,415,296	-1,604,649	-1,301,934	3,700	15,820	15,820	-14,180	323,091	1,399,476	1,588,829	1,316,114
GISS	648,708	-214,330	-342,957	-6,917,310	0	31,226	12,193	-184,202	-648,708	183,104	330,764	7,101,512
MPHC	2,305,806	-5,735,267	-7,447,032	-24,417,696	0	-147,054	-211,738	36,108	-2,305,806	5,882,321	7,658,770	24,381,588
IGRD	2,511	-436,534	-2,906,614	-7,392,873	0	0	-8,646	10,754	-2,511	436,534	2,915,260	7,382,119
QAMC	-1,409,864	-7,749,813	-7,504,336	-18,489,623	12,700	-18,840	-21,854	-156,736	1,397,164	7,768,653	7,526,190	18,646,359
QATI	20,968	50,058	1,104,119	-7,382,899	0	-20,000	-20,000	467,000	-20,968	-30,058	-1,084,119	6,915,899
DOHI	0	1,382	371	76,663	0	0	0	57,043	0	-1,382	-371	-133,706
QGRI	11,000	-174,412	-165,928	-127,466	-9,000	112,415	113,096	39,504	-2,000	61,997	52,832	87,962
AKHI	20,958	92,239	242,504	73,551	0	0	0	0	-20,958	-92,239	-242,504	-73,551
QISI	16,600	44,593	49,171	42,903	0	0	0	0	-16,600	-44,593	-49,171	-42,903
BEMA	9,631	12,554	7,404	-94,406	0	0	0	0	-9,631	-12,554	-7,404	94,406
QLMI	78,607	183,986	393,090	473,029	0	0	0	100,600	-78,607	-183,986	-393,090	-573,629
UDCD	727,054	2,151,775	3,467,895	-10,599,129	10,500	110,500	33,257	644,444	-737,554	-2,262,275	-3,501,152	9,954,685
BRES	129,149	-207,862	1,049,719	-841,087	0	0	1,218	1,218	-129,149	207,862	-1,050,937	839,869
ERES	-934,064	-128,429	2,323,254	1,130,729	116,122	259,190	179,215	37,644	817,942	-130,761	-2,502,469	-1,168,373
MRDS	-32,040	16,840	-202,298	-159,060	-10,318	-119,163	-127,857	-401,268	42,358	102,323	330,155	560,328
ORDS	-562	187,626	-515,832	-8,363,262	0	1,244	87,064	-237,570	562	-188,870	428,768	8,600,832
VFQS	25,324	460,704	-4,538,392	-7,862,414	0	310,320	781,082	685,472	-25,324	-771,024	3,757,310	7,176,942
QNNS	-35,630	-250,464	-239,762	-4,174,484	0	634	634	634	35,630	249,830	239,128	4,173,850
GWCS	98,624	-44,365	-828,256	-4,068,730	6,390	36,880	45,909	-9,091	-105,014	7,485	782,347	4,077,821
QGTS	267,613	-338,420	1,271,431	-3,340,565	5,000	5,653	-789,391	-1,449,605	-272,613	332,767	-482,040	4,790,170

Insider Traders for the last Week

Company	Bought	Sold	Net
MARK	1,502,879	60,000	1,442,879
BLDN	415,000	0	415,000
QIMD	225,569	0	225,569
QATI	200,000	0	200,000
QNCD	179,465	23,000	156,465
QFLS	125,421	0	125,421
MKDM	97,700	0	97,700
DUBK	24,530	0	24,530
ZHCD	7,954	0	7,954
QNB	3,000	0	3,000
MHAR	0	20,000	-20,000
QGTS	38,872	83,000	-44,128
QEWS	0	64,168	-64,168
AHCS	0	414,438	-414,438
CBQK	0	488,262	-488,262

Trading values by nationality for the last Week

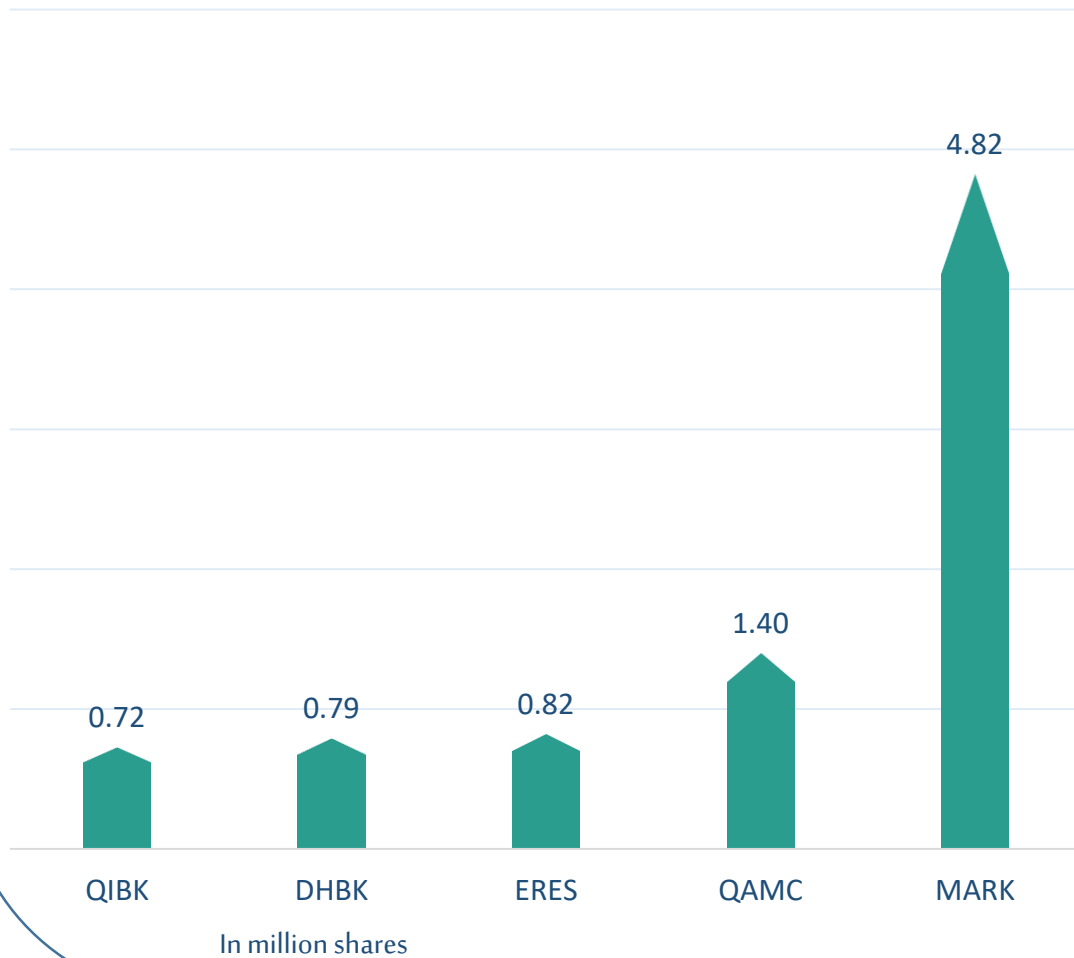
Nationality	Purchasing Value	Selling Value	Difference
Qataris	1,170.20	1,196.19	-25.99
GCC	38.87	177.94	-139.06
Arab	195.44	167.80	27.64
Foreigners	547.93	408.31	139.62
Total	1,952.44	1,950.23	0.00

In million QAR

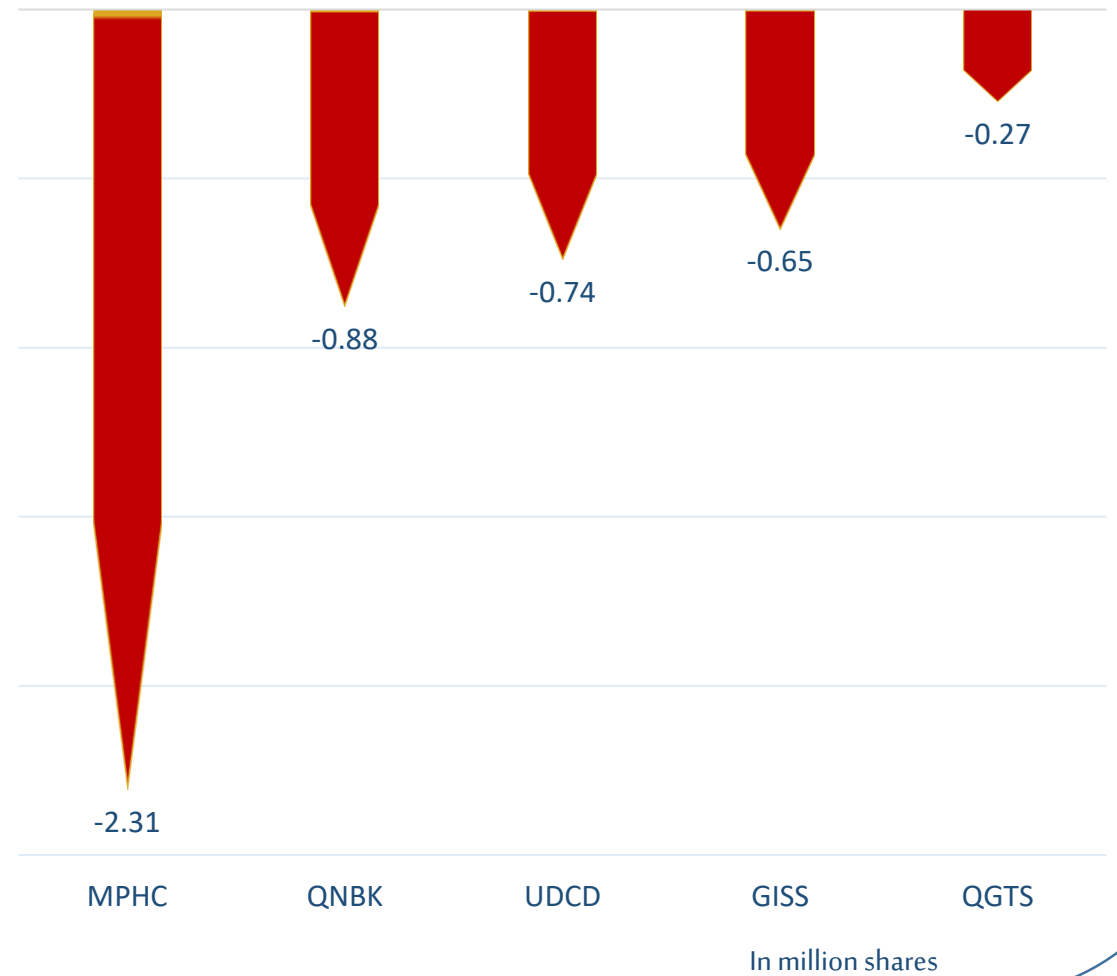
Trading by nationality for the last Week

Nationality	Buy %	Sell %	Net
Qataris	60.00%	61.34%	-1.33%
GCC	1.98%	9.12%	-7.14%
Arab	9.92%	8.60%	1.32%
Foreigners	24.58%	21.95%	7.16%

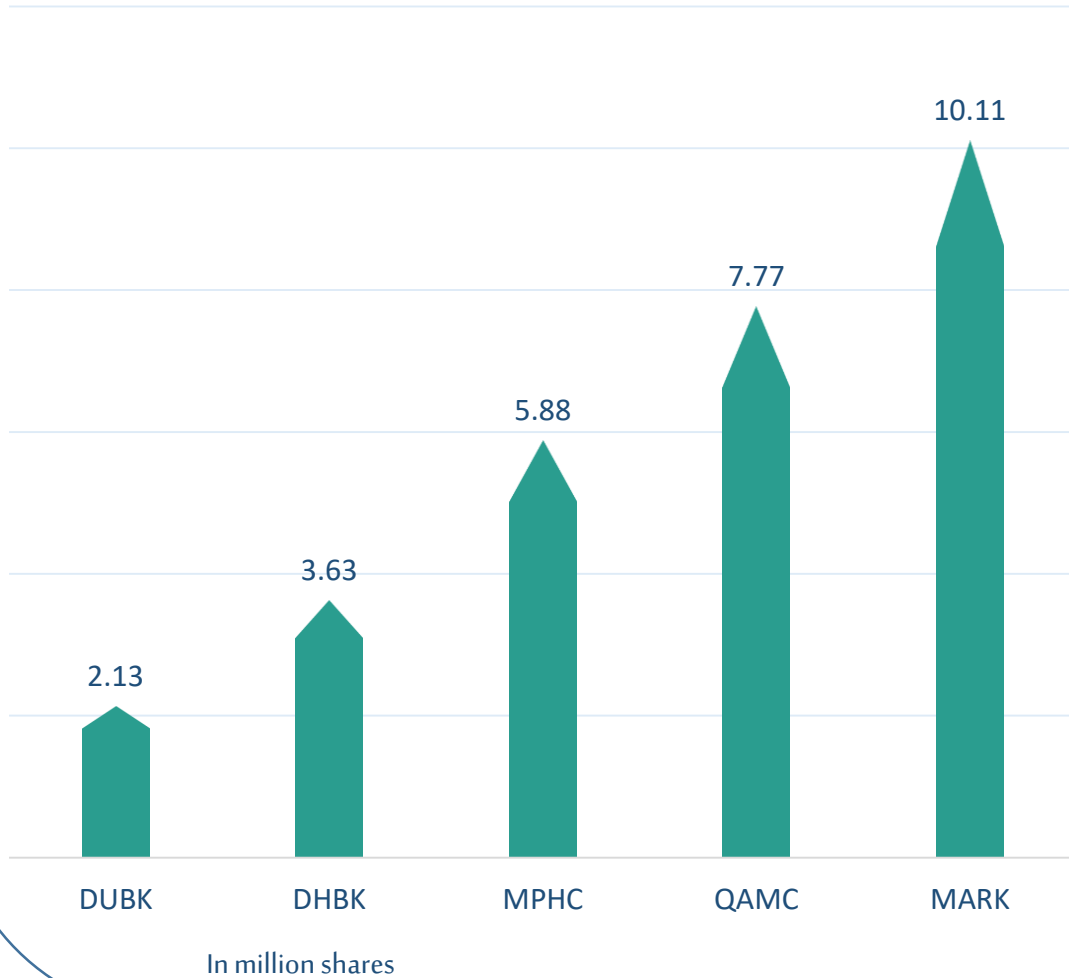
Top 5 Companies bought (net) by **Foreigners** in the last session



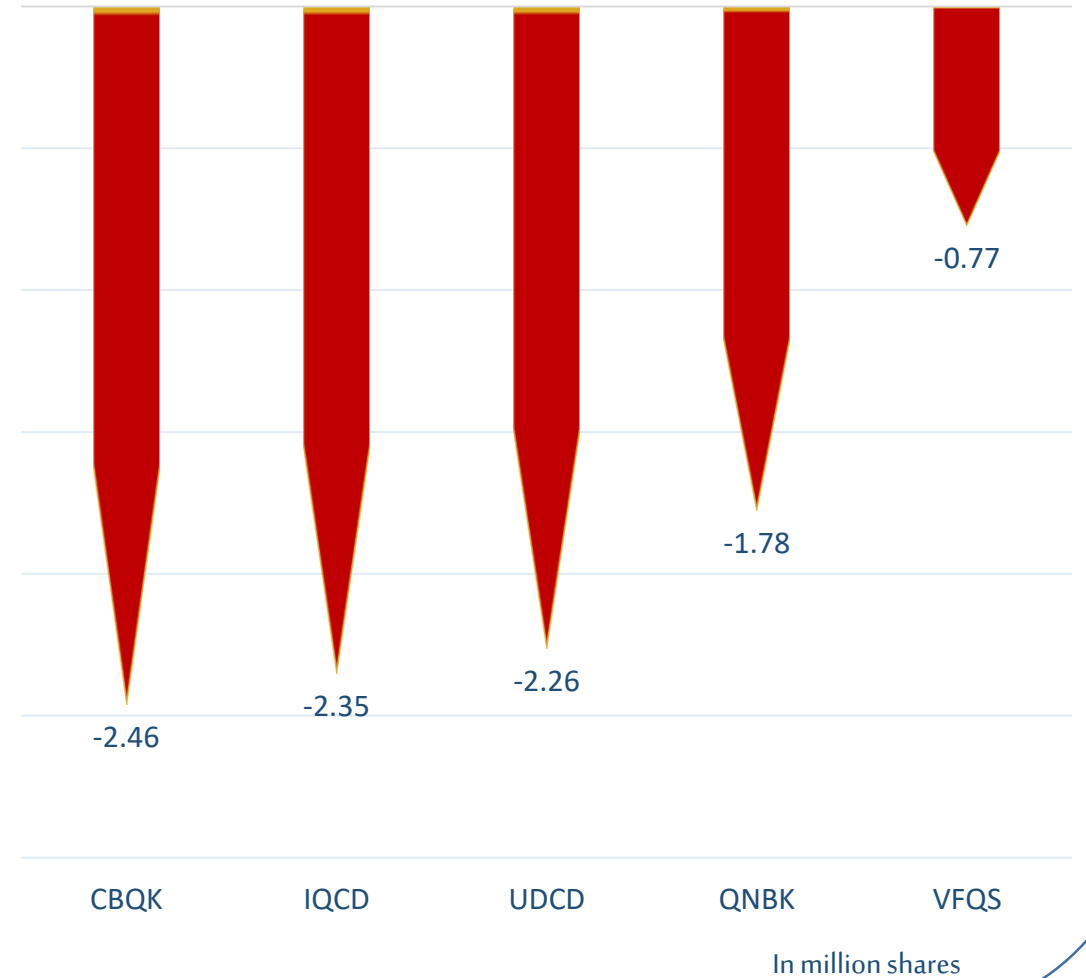
Top 5 Companies sold (net) by **Foreigners** in the last session



Top 5 Companies bought (net) by **Foreigners** over the last week



Top 5 Companies sold (net) by **Foreigners** over the last week





The figures represent a change in the number of shares.

Daily Change: The net change between 8th and 7th of February trading sessions

Change for the last 5 sessions: The total daily net change for the last 5 sessions.


Change for the last 10 sessions: The total daily net change for the last 10 sessions.

Change for the last 20 sessions: The total daily net change for the last 20 sessions.

DISCLAIMER:

The information contained was obtained from various public sources believed to be reliable, but we do not guarantee its accuracy. Wasata Financial Securities makes no representations or warranties (express or implied) regarding the data and information provided and Wasata Financial Securities does not represent that the information content of this document is complete, or free from any error, not misleading, or fit for any particular purpose. This report document provides general information only. Neither the information nor any opinion expressed constitutes an offer or an invitation to make an offer, to buy or sell any securities or other investment products related to such securities or investments.

This report document contained is subject to change without prior notice. Wasata assumes no responsibility to update the information in this report document.



Prepared by Financial Advisory Department


للأوراق المالية
FINANCIAL SECURITIES

+974 44498880

ramzi.qasmieh@Wasata.qa