



## Daily Report for Ownership Changes

5<sup>th</sup> of March 2024 Session

									5-Mar			
Company	Qatari				GCC				Foreigners			
	Daily Chg.	Last 5 Sessions Chg.	Last 10 Sessions Chg.	Last 20 Sessions Chg.	Daily Chg.	Last 5 Sessions Chg.	Last 10 Sessions Chg.	Last 20 Sessions Chg.	Daily Chg.	Last 5 Sessions Chg.	Last 10 Sessions Chg.	Last 20 Sessions Chg.
QNBK	127,995	-1,932,665	-4,010,153	-3,486,133	162,001	162,821	68,056	67,662	-289,996	1,769,844	3,942,097	3,418,471
QIBK	-66,946	-879,200	-2,231,935	-5,163,934	1,101	-3,900	-155,575	-263,089	65,845	883,100	2,387,510	5,427,023
CBQK	-294,747	-891,457	-4,575,454	-1,603,941	0	114,236	102,098	156,003	294,747	777,221	4,473,356	1,447,938
DHBK	-64,450	990,290	4,477,950	1,174,407	0	-11,759	-160,061	-57,000	64,450	-978,531	-4,317,889	-1,117,407
ABQK	15	1,600	-11,126	-18,693	0	0	0	0	-15	-1,600	11,126	18,693
QIKK	940,617	1,319,762	1,178,408	1,154,247	0	-12,240	-49,790	-51,350	-940,617	-1,307,522	-1,128,618	-1,102,897
MARK	1,752,156	781,748	13,290,682	791,903	-16,920	-119,114	-189,882	-373,585	-1,735,236	-662,634	-13,100,800	-418,318
DUBK	-2,394,979	-11,989,635	-14,423,418	-17,096,457	0	-2,237	-2,382	-31,242	2,394,979	11,991,872	14,425,800	17,127,699
QFBQ	-2,105,509	-2,871,898	-5,493,883	-4,339,338	0	-89,877	-11,117	-343,246	2,105,509	2,961,775	5,505,000	4,682,584
NLCS	-198,790	823,408	-451,769	-5,120,451	-71,032	2,176	-25,624	267,722	269,822	-825,584	477,393	4,852,729
DBIS	104,079	399,064	86,338	397,868	0	-59,305	-29,416	-35,512	-104,079	-339,759	-56,922	-362,356
QOIS	-502,592	339,206	-907,698	-981,987	4,297	4,359	4,359	12,036	498,295	-343,565	903,339	969,951
IHGS	-224,188	-186,895	-255,568	-196,845	0	0	-15,080	-4,080	224,188	186,895	270,648	200,925
ZHCD	8	1,578	-15,575	-30,092	0	0	0	-3,020	-8	-1,578	15,575	33,112
QGMD	363,548	954,390	-213,252	774,849	-18,641	635,887	467,960	776,551	-344,907	-1,590,277	-254,708	-1,551,400
SIIS	-243,230	-1,411,146	-2,387,956	-3,611,665	19,077	-1,160,923	-2,422,369	-2,529,175	224,153	2,572,069	4,810,325	6,140,840
BLDN	-224,021	2,256,122	-1,531,691	-2,138,425	0	-117,155	-97,075	-92,592	224,021	-2,138,967	1,628,766	2,231,017
MCGS	24,129	-569,609	-754,132	-1,449,347	0	-1,000	-1,000	-1,000	-24,129	570,609	755,132	1,450,347
QCFS	0	0	0	11,571	0	0	0	0	0	0	0	-11,571
QFLS	92,911	334,042	374,267	1,182,769	-2,000	-163,400	-165,400	-149,811	-90,911	-170,642	-208,867	-1,032,958
WDAM	-154,535	-412,836	-928,806	-1,995,243	103,894	96,564	104,315	136,476	50,641	316,272	824,491	1,858,767
MCCS	71,121	-83,268	-626,210	-678,509	0	23,521	23,521	27,521	-71,121	59,747	602,689	650,988
MERS	5,306	-10,381	-24,683	61,284	500	-127	-910	-910	-5,806	10,508	25,593	-60,374
MEZA	-233,749	-1,108,766	-9,342	-80,085	0	-5,813	-1,181	-5,830	233,749	1,114,579	10,523	85,915
QIMD	47,909	-386,515	-357,690	-445,027	4,000	4,000	-184,342	-184,342	-51,909	382,515	542,032	629,369

									5-Mar			
Company	Qatari				GCC				Foreigners			
	Daily Chg.	Last 5 Sessions Chg.	Last 10 Sessions Chg.	Last 20 Sessions Chg.	Daily Chg.	Last 5 Sessions Chg.	Last 10 Sessions Chg.	Last 20 Sessions Chg.	Daily Chg.	Last 5 Sessions Chg.	Last 10 Sessions Chg.	Last 20 Sessions Chg.
QNCD	73,378	-394,854	-615,246	-723,117	-1,500	28,284	-6,323	-240,395	-71,878	366,570	621,569	963,512
IQCD	189,637	297,360	1,323,635	7,009,481	3,634	27,767	169,727	351,666	-193,271	-325,127	-1,493,362	-7,361,147
QIGD	-2,311,751	-2,358,793	-1,837,816	-2,706,730	-1,109	-38,474	-71,976	-63,676	2,312,860	2,397,267	1,909,792	2,770,406
QEWS	119,742	1,280,580	1,441,813	1,764,418	1,000	21,110	26,110	28,110	-120,742	-1,301,690	-1,467,923	-1,792,528
AHCS	274,498	-1,292,213	-1,788,485	-7,163,253	-56,239	8,193	136,293	190,962	-218,259	1,284,020	1,652,192	6,972,291
GISS	320,247	2,057,780	880,177	3,599,932	-1,000	1,789	-342,802	-264,777	-319,247	-2,059,569	-537,375	-3,335,155
MPHC	-2,299,935	-19,805,121	-14,247,565	-39,377,457	-4,285	-417,296	-396,460	-531,086	2,304,220	20,222,417	14,644,025	39,908,543
IGRD	381,756	721,622	-1,157,789	50,652	0	0	250,000	250,000	-381,756	-721,622	907,789	-300,652
QAMC	1,589,730	1,804,274	-737,116	-2,864,593	-82,840	36,296	60,946	-188,085	-1,506,890	-1,840,570	676,170	3,052,678
QATI	-81,656	-581,040	-393,332	3,516,407	-40,000	-58,169	-40,069	-24,489	121,656	639,209	433,401	-3,491,918
DOHI	0	27,590	-257,343	-523,257	0	1,423	31,423	312,930	0	-29,013	225,920	210,327
QGRI	0	17,744	-53,418	-137,113	0	3,450	10,404	61,481	0	-21,194	43,014	75,632
AKHI	-117,095	-308,386	-280,053	-168,363	0	39,411	45,163	-28,287	117,095	268,975	234,890	196,650
QISI	-13,616	-60,858	-84,067	-128,601	30,000	30,000	35,000	35,000	-16,384	30,858	49,067	93,601
BEMA	0	-29,816	-33,536	-22,236	0	0	0	0	0	29,816	33,536	22,236
QLMI	29,735	361,156	624,211	2,340,356	0	9,419	9,419	9,419	-29,735	-370,575	-633,630	-2,349,775
UDCD	-1,130,856	-306,543	-2,378,097	-77,235	0	-33,000	0	-83,500	1,130,856	339,543	2,378,097	160,735
BRES	954,388	-673,331	-2,632,222	-3,445,971	13,820	5,951	-16,836	-8,616	-968,208	667,380	2,649,058	3,454,587
ERES	-64,187	-127,188	109,242	-2,281,327	40,000	261,411	180,703	874,699	24,187	-134,223	-289,945	1,406,628
MRDS	2,037,487	876,131	705,500	3,604,273	7,000	-163,251	-207,925	-418,143	-2,044,487	-712,880	-497,575	-3,186,130
ORDS	284,843	406,774	1,707,873	2,814,926	0	-135,935	-318,441	-330,203	-284,843	-270,839	-1,389,432	-2,484,723
VFQS	506,528	-198,406	512,254	8,737,586	0	289,430	321,168	733,823	-506,528	-91,024	-833,422	-9,471,409
QNNS	116,813	541,672	-328,144	-950,221	450	-32,050	-457,550	-456,566	-117,263	-509,622	785,694	1,406,787
GWCS	-235,466	-7,031	-579,948	-2,514,940	0	215	-7,762	-27,280	235,466	6,816	587,710	2,542,220
QGTS	707,134	1,240,117	-642,560	-17,835,078	-12,298	-88,170	-221,277	-726,103	-694,836	-1,151,947	863,837	18,561,181

## Trading values by nationality for the last Session

Nationality	Purchasing Value	Selling Value	Difference
Qataris	393.13	381.87	11.26
GCC	7.97	9.82	-1.86
Arab	52.46	51.62	0.84
Foreigners	90.80	101.05	-10.25
Total	544.36	544.36	0.00

In million QAR

## Trading by nationality for the last Session

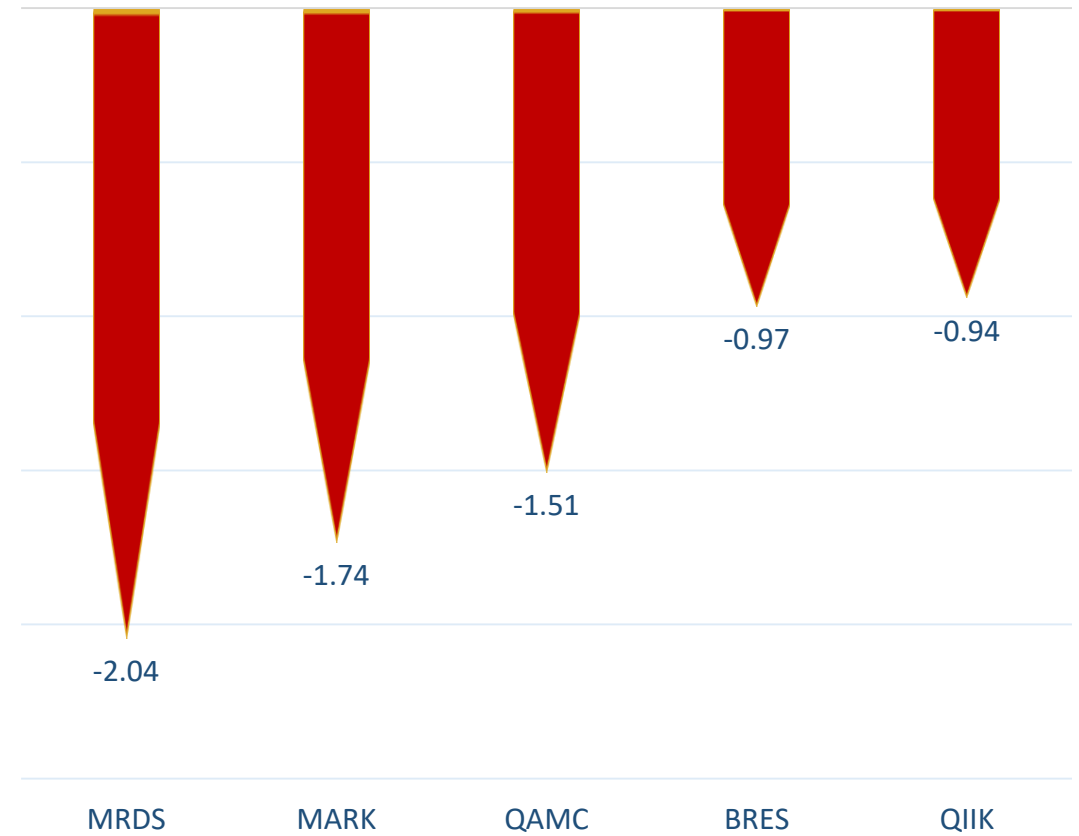
Nationality	Buy %	Sell %	Net
Qataris	72.22%	70.15%	2.07%
GCC	1.46%	1.81%	-0.34%
Arab	9.64%	9.48%	0.16%
Foreigners	24.58%	21.95%	-1.88%

Top 5 Companies bought (net) by **Foreigners** in the last session



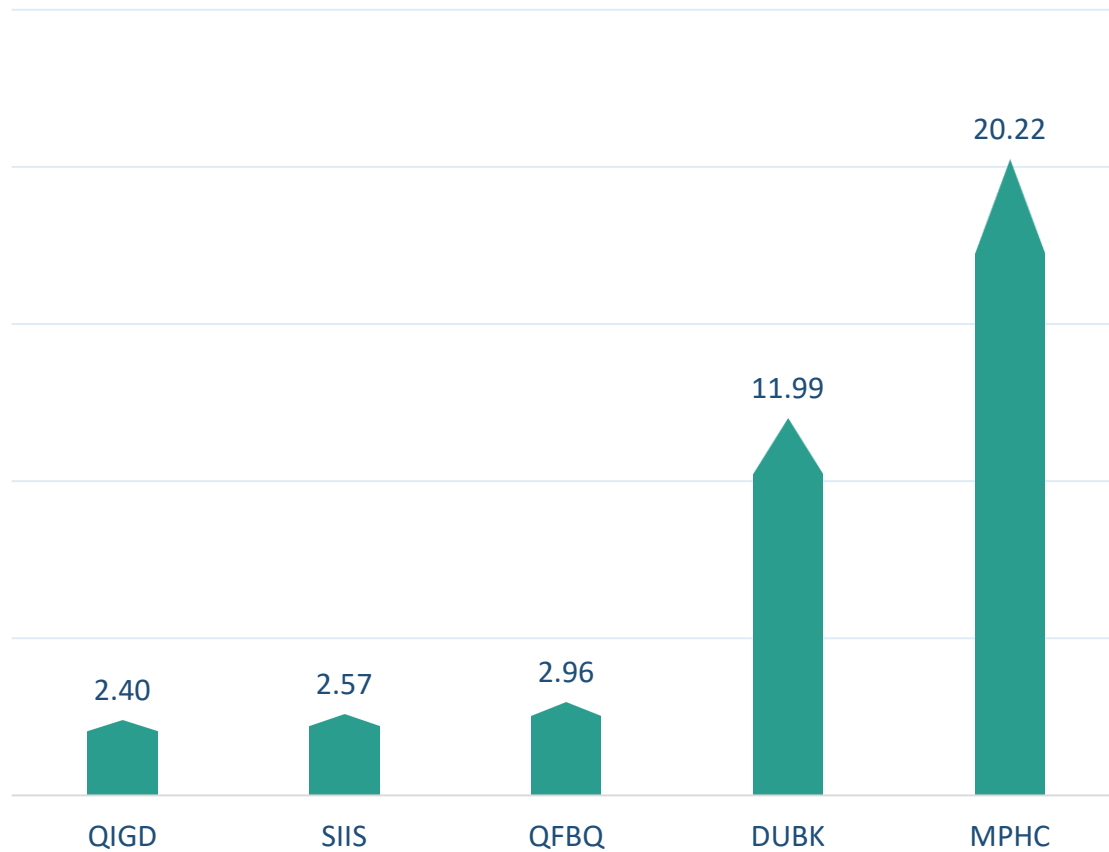
In million shares

Top 5 Companies sold (net) by **Foreigners** in the last session



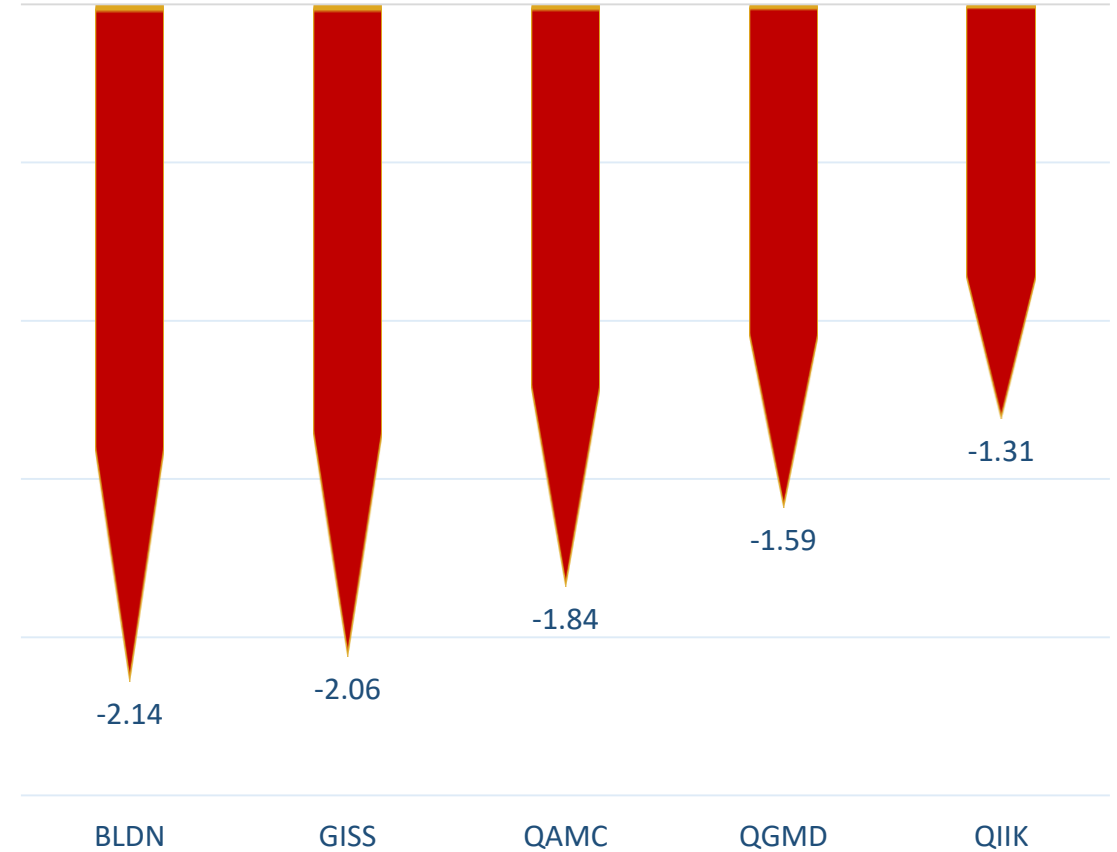
In million shares

Top 5 Companies bought (net) by **Foreigners** over the last 5 Sessions



In million shares

Top 5 Companies sold (net) by **Foreigners** over the last 5 Sessions



In million shares



The figures represent a change in the number of shares.

Daily Change: The net change between 5<sup>th</sup> and 4<sup>th</sup> March trading sessions

Change for the last 5 sessions: The total daily net change for the last 5 sessions.

Change for the last 10 sessions: The total daily net change for the last 10 sessions.

Change for the last 20 sessions: The total daily net change for the last 20 sessions.

## **DISCLAIMER:**

The information contained was obtained from various public sources believed to be reliable, but we do not guarantee its accuracy. Wasata Financial Securities makes no representations or warranties (express or implied) regarding the data and information provided and Wasata Financial Securities does not represent that the information content of this document is complete, or free from any error, not misleading, or fit for any particular purpose. This report document provides general information only. Neither the information nor any opinion expressed constitutes an offer or an invitation to make an offer, to buy or sell any securities or other investment products related to such securities or investments.

This report document contained is subject to change without prior notice. Wasata assumes no responsibility to update the information in this report document.





Prepared by Financial Advisory Department

  
للأوراق المالية  
FINANCIAL SECURITIES

+974 44498880

[ramzi.qasmieh@Wasata.qa](mailto:ramzi.qasmieh@Wasata.qa)