



Daily Report for Ownership Changes

6th of March 2024 Session

									6-Mar			
Company	Qatari				GCC				Foreigners			
	Daily Chg.	Last 5 Sessions Chg.	Last 10 Sessions Chg.	Last 20 Sessions Chg.	Daily Chg.	Last 5 Sessions Chg.	Last 10 Sessions Chg.	Last 20 Sessions Chg.	Daily Chg.	Last 5 Sessions Chg.	Last 10 Sessions Chg.	Last 20 Sessions Chg.
QNBK	974,964	-372,886	-2,501,036	-2,610,231	0	162,821	68,056	67,102	-974,964	210,065	2,432,980	2,543,129
QIBK	629,631	7,365	-1,473,949	-4,489,606	19,816	20,416	-137,459	-243,273	-649,447	-27,781	1,611,408	4,732,879
CBQK	87,170	-573,691	-4,105,670	-1,534,927	-9,000	105,236	93,098	114,982	-78,170	468,455	4,012,572	1,419,945
DHBK	-169,290	708,169	3,858,880	1,686,285	0	0	-151,352	-57,000	169,290	-708,169	-3,707,528	-1,629,285
ABQK	0	-7,744	-11,126	-18,693	0	0	0	0	0	7,744	11,126	18,693
QIKK	-84,128	951,005	1,319,043	1,098,187	-2,200	-14,940	-47,940	-53,550	86,328	-936,065	-1,271,103	-1,044,637
MARK	-652,278	1,536,158	14,090,945	1,875,342	-24,914	-123,410	-198,925	-367,137	677,192	-1,412,748	-13,892,020	-1,508,205
DUBK	-442,912	-10,007,201	-14,341,418	-16,711,841	0	1,389	-12,237	-31,242	442,912	10,005,812	14,353,655	16,743,083
QFBQ	136,513	-2,435,586	-2,882,622	-4,457,482	319	319	430	-342,927	-136,832	2,435,267	2,882,192	4,800,409
NLCS	-37,622	737,485	-1,342,969	-5,005,990	-14,245	-155,268	-47,450	253,477	51,867	-582,217	1,390,419	4,752,513
DBIS	3,196	421,115	152,844	390,583	0	-123,407	-29,416	-35,512	-3,196	-297,708	-123,428	-355,071
QOIS	46,675	-172,567	-857,475	-921,842	0	4,297	4,359	12,036	-46,675	168,270	853,116	909,806
IHGS	-47,728	-304,855	-294,396	-247,187	0	0	-15,080	-4,080	47,728	304,855	309,476	251,267
ZHCD	1,275	-2,021	-14,634	-38,674	0	0	0	500	-1,275	2,021	14,634	38,174
QGMD	-396,688	-378,374	-264,160	1,216,097	22,349	165,181	464,946	698,900	374,339	213,193	-200,786	-1,914,997
SIIS	2,274,554	93,363	491,813	-1,366,912	203,928	148,005	-2,219,441	-2,039,062	-2,478,482	-241,368	1,727,628	3,405,974
BLDN	-899,108	133,216	-1,901,031	-2,979,201	10,000	-97,556	-137,075	-83,703	889,108	-35,660	2,038,106	3,062,904
MCGS	-66,099	-648,286	-838,645	-1,113,159	0	-1,000	-1,000	-1,000	66,099	649,286	839,645	1,114,159
QCFS	0	0	0	11,571	0	0	0	0	0	0	0	-11,571
QFLS	543,921	1,051,829	1,086,041	1,481,890	0	-164,385	-165,400	-155,511	-543,921	-887,444	-920,641	-1,326,379
WDAM	-75,659	-94,991	-1,104,733	-2,131,353	0	103,044	104,315	136,476	75,659	-8,053	1,000,418	1,994,877
MCCS	133,155	174,418	-440,066	-527,722	-7,500	13,671	16,021	20,021	-125,655	-188,089	424,045	507,701
MERS	120,312	112,728	93,070	136,031	0	500	-127	-910	-120,312	-113,228	-92,943	-135,121
MEZA	-30,917	-1,159,830	-15,135	-39,133	0	-5,813	-1,181	-5,830	30,917	1,165,643	16,316	44,963
QIMD	44,356	-334,208	-33,338	-421,874	3,000	7,000	-181,342	-181,342	-47,356	327,208	214,680	603,216

									6-Mar			
Company	Qatari				GCC				Foreigners			
	Daily Chg.	Last 5 Sessions Chg.	Last 10 Sessions Chg.	Last 20 Sessions Chg.	Daily Chg.	Last 5 Sessions Chg.	Last 10 Sessions Chg.	Last 20 Sessions Chg.	Daily Chg.	Last 5 Sessions Chg.	Last 10 Sessions Chg.	Last 20 Sessions Chg.
QNCD	15,642	-352,214	-377,510	-603,299	0	28,284	29,584	-240,395	-15,642	323,930	347,926	843,694
IQCD	1,004,396	1,128,711	2,129,957	7,593,482	-788	-570	142,993	349,549	-1,003,608	-1,128,141	-2,272,950	-7,943,031
QIGD	728,330	-1,434,641	-1,440,471	-2,303,413	-5,661	-146,270	-92,137	-76,937	-722,669	1,580,911	1,532,608	2,380,350
QEWS	272,064	1,473,757	1,762,133	2,076,830	0	1,000	26,110	28,110	-272,064	-1,474,757	-1,788,243	-2,104,940
AHCS	-912,880	-2,030,875	-2,268,987	-7,598,464	0	25,588	-18,358	190,842	912,880	2,005,287	2,287,345	7,407,622
GISS	514,824	2,433,322	920,026	4,257,464	16,239	17,739	-51,972	-280,066	-531,063	-2,451,061	-868,054	-3,977,398
MPHC	-2,833,676	-21,536,897	-18,561,001	-42,114,123	0	-285,351	-376,460	-541,086	2,833,676	21,822,248	18,937,461	42,655,209
IGRD	273,375	1,098,427	-1,111,912	145,347	0	0	0	250,000	-273,375	-1,098,427	1,111,912	-395,347
QAMC	-316,494	2,095,724	-1,387,301	-941,028	1,000	75,590	70,296	-183,085	315,494	-2,171,314	1,317,005	1,124,113
QATI	521,986	-61,190	86,931	4,263,740	-449,681	-479,681	-477,850	-474,170	-72,305	540,871	390,919	-3,789,570
DOHI	-500	27,090	-184,843	-523,758	0	1,423	31,423	312,930	500	-28,513	153,420	210,828
QGRI	30,999	48,743	-22,419	53,298	0	2,250	9,204	-52,313	-30,999	-50,993	13,215	-985
AKHI	-129,807	-151,999	-563,833	-273,376	0	39,411	39,411	-28,287	129,807	112,588	524,422	301,663
QISI	-13,103	-40,424	-147,505	-143,691	0	30,000	35,000	35,000	13,103	10,424	112,505	108,691
BEMA	-1,050	-30,606	-31,718	-26,109	0	0	0	0	1,050	30,606	31,718	26,109
QLMI	157,532	519,975	819,023	2,530,265	0	9,419	9,419	9,419	-157,532	-529,394	-828,442	-2,539,684
UDCD	-636,695	-1,257,819	-2,508,742	-1,138,839	0	-33,000	0	-83,500	636,695	1,290,819	2,508,742	1,222,339
BRES	-558,476	-568,953	-3,256,754	-3,959,170	17,729	23,342	50,893	9,113	540,747	545,611	3,205,861	3,950,057
ERES	398,007	1,710,146	290,551	-1,450,451	0	227,995	180,703	741,631	-398,007	-1,938,141	-471,254	708,820
MRDS	1,607,256	3,655,839	1,962,132	5,946,176	0	-109,391	-306,591	-402,405	-1,607,256	-3,546,448	-1,655,541	-5,543,771
ORDS	-190,626	346,213	1,434,158	2,643,456	0	-85,715	-233,444	-330,057	190,626	-260,498	-1,200,714	-2,313,399
VFQS	-172,716	350,397	19,987	8,079,107	0	270,000	321,168	733,823	172,716	-620,397	-341,155	-8,812,930
QNNS	-166,530	131,248	-608,462	-917,937	500	-32,550	-457,050	-456,066	166,030	-98,698	1,065,512	1,374,003
GWCS	16,489	-82,326	-18,286	-2,535,679	0	0	215	-42,304	-16,489	82,326	18,071	2,577,983
QGT5	-87,086	3,981,466	268,285	-18,709,697	-54,739	-67,825	-276,016	-781,342	141,825	-3,913,641	7,731	19,491,039

Trading values by nationality for the last Session

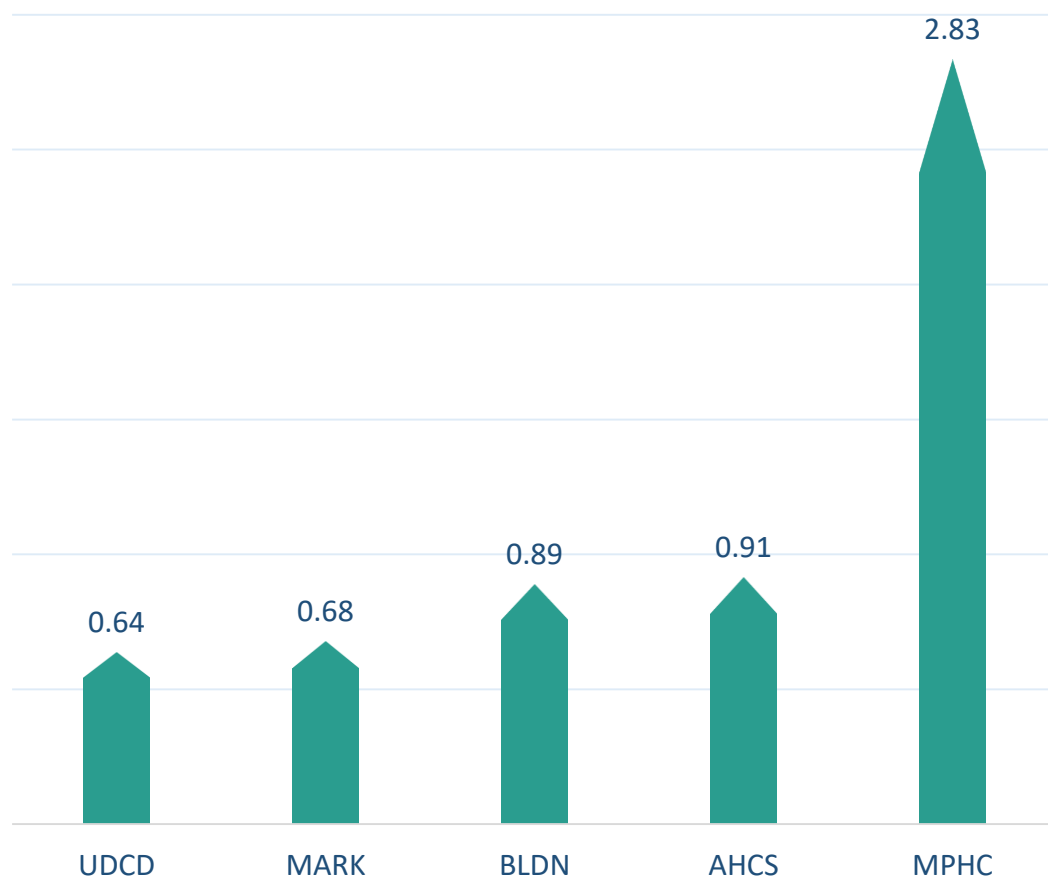
Nationality	Purchasing Value	Selling Value	Difference
Qataris	368.86	326.53	42.33
GCC	7.93	23.10	-15.17
Arab	35.53	41.26	-5.73
Foreigners	67.85	89.29	-21.43
Total	480.17	480.17	0.00

In million QAR

Trading by nationality for the last Session

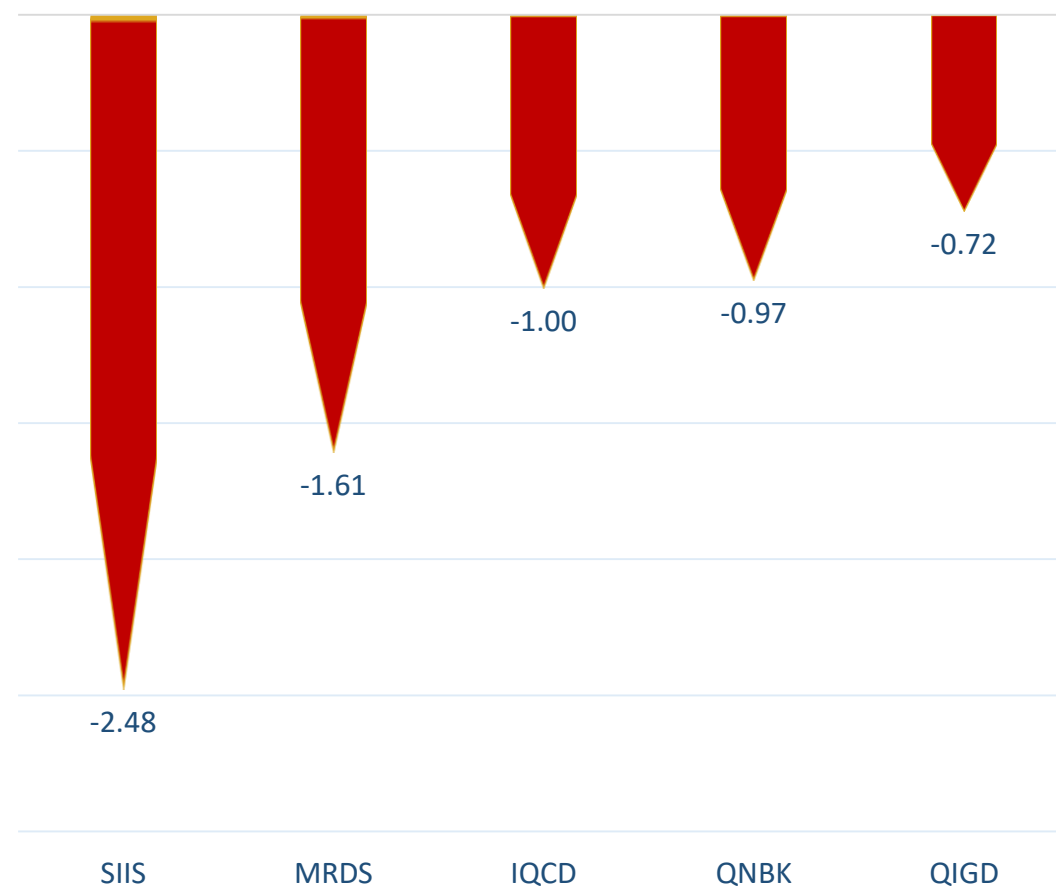
Nationality	Buy %	Sell %	Net
Qataris	76.82%	68.00%	8.82%
GCC	1.65%	4.81%	-3.16%
Arab	7.40%	8.59%	-1.19%
Foreigners	24.58%	21.95%	-4.47%

Top 5 Companies bought (net) by **Foreigners** in the last session



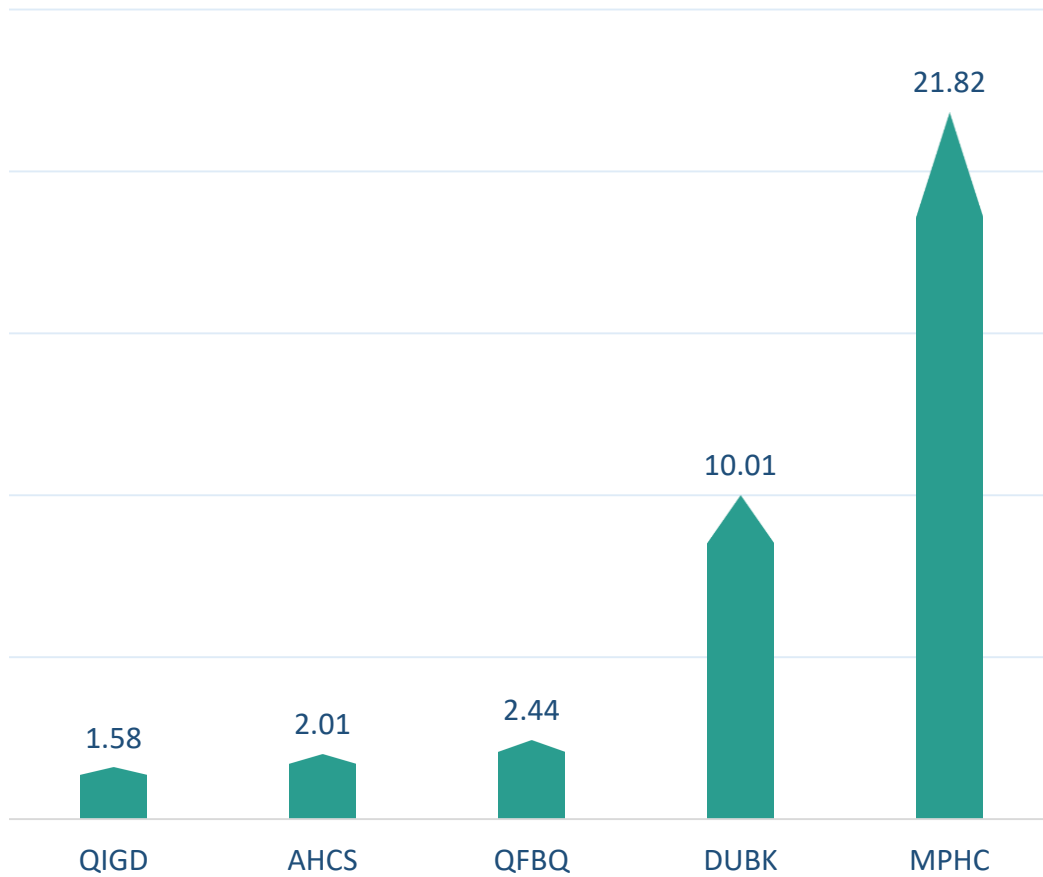
In million shares

Top 5 Companies sold (net) by **Foreigners** in the last session



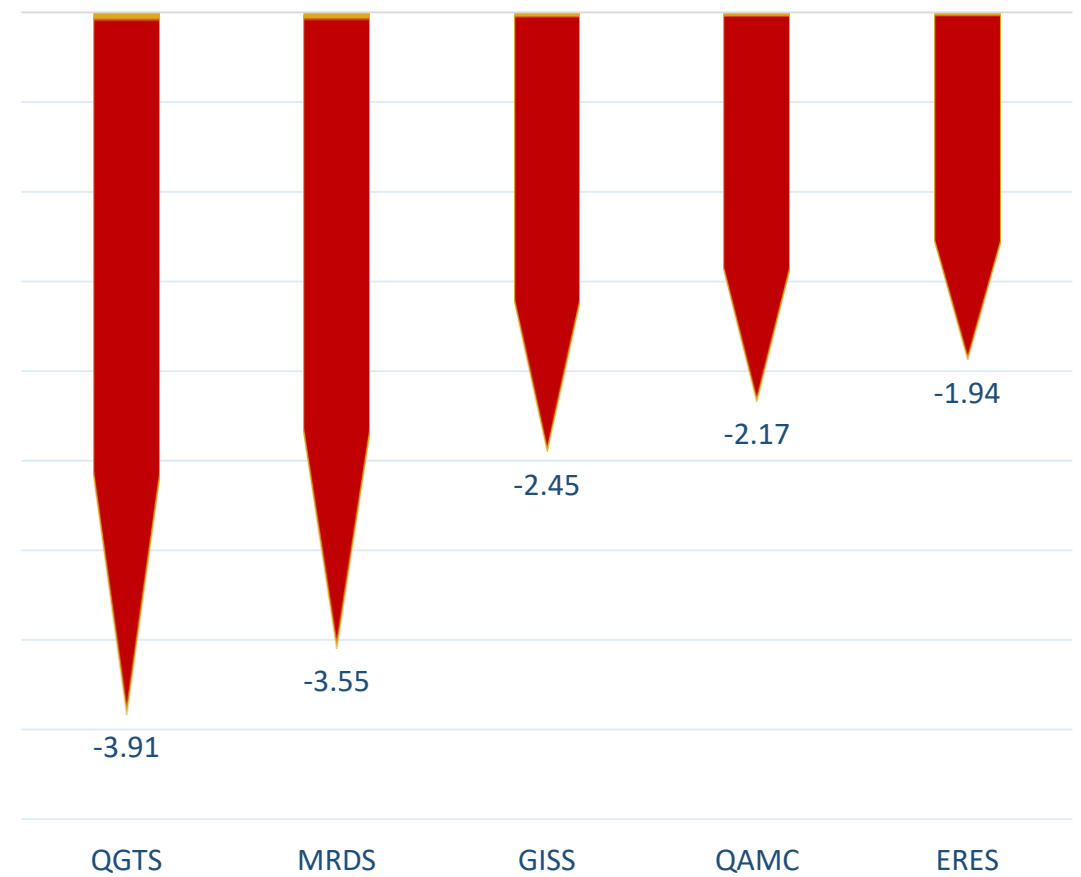
In million shares

Top 5 Companies bought (net) by **Foreigners** over the last 5 Sessions



In million shares

Top 5 Companies sold (net) by **Foreigners** over the last 5 Sessions



In million shares



The figures represent a change in the number of shares.

Daily Change: The net change between 6th and 5th March trading sessions

Change for the last 5 sessions: The total daily net change for the last 5 sessions.

Change for the last 10 sessions: The total daily net change for the last 10 sessions.

Change for the last 20 sessions: The total daily net change for the last 20 sessions.

DISCLAIMER:

The information contained was obtained from various public sources believed to be reliable, but we do not guarantee its accuracy. Wasata Financial Securities makes no representations or warranties (express or implied) regarding the data and information provided and Wasata Financial Securities does not represent that the information content of this document is complete, or free from any error, not misleading, or fit for any particular purpose. This report document provides general information only. Neither the information nor any opinion expressed constitutes an offer or an invitation to make an offer, to buy or sell any securities or other investment products related to such securities or investments.

This report document contained is subject to change without prior notice. Wasata assumes no responsibility to update the information in this report document.



Prepared by Financial Advisory Department


وساطة
WASATA
للأوراق المالية
FINANCIAL SECURITIES

+974 44498880

ramzi.qasmieh@Wasata.qa