



Daily Report for Ownership Changes

7th of March 2024 Session

									7-Mar			
Company	Qatari				GCC				Foreigners			
	Daily Chg.	Last 5 Sessions Chg.	Last 10 Sessions Chg.	Last 20 Sessions Chg.	Daily Chg.	Last 5 Sessions Chg.	Last 10 Sessions Chg.	Last 20 Sessions Chg.	Daily Chg.	Last 5 Sessions Chg.	Last 10 Sessions Chg.	Last 20 Sessions Chg.
QNBK	-725,242	-1,262,397	-2,774,738	-3,896,186	0	162,821	63,056	66,102	725,242	1,099,576	2,711,682	3,830,084
QIBK	279,418	351,280	-1,140,532	-3,582,760	49,859	71,261	-92,794	-193,414	-329,277	-422,541	1,233,326	3,776,174
CBQK	-903,821	-760,187	-4,677,434	-3,663,230	0	110,000	93,098	76,445	903,821	650,187	4,584,336	3,586,785
DHBK	-605,069	-662,092	2,630,850	1,800,694	41,893	41,893	-109,459	-15,107	563,176	620,199	-2,521,391	-1,785,587
ABQK	-1,880	-5,777	49,314	-14,210	0	0	0	0	1,880	5,777	-49,314	14,210
QIHK	17,670	925,437	1,399,439	1,141,491	0	-16,440	-12,940	-53,550	-17,670	-908,997	-1,386,499	-1,087,941
MARK	598,878	-234,017	15,908,018	1,809,799	77,117	-33,303	-96,298	-276,941	-675,995	267,320	-15,811,720	-1,532,858
DUBK	263,066	-7,989,656	-13,694,364	-15,657,581	-2,500	1,756	-14,737	-23,355	-260,566	7,987,900	13,709,101	15,680,936
QFBQ	37,337	-2,564,293	-2,910,200	-4,583,943	0	319	319	-342,927	-37,337	2,563,974	2,909,881	4,926,870
NLCS	-490,129	-215,415	-1,282,745	-5,463,377	35,469	-119,199	-20,501	254,520	454,660	334,614	1,303,246	5,208,857
DBIS	-139,386	222,843	8,210	256,720	0	-55,930	-19,305	-35,512	139,386	-166,913	11,095	-221,208
QOIS	-46,900	-27,637	-890,763	-896,672	-35,340	-31,043	-30,981	-23,304	82,240	58,680	921,744	919,976
IHGS	12,510	-332,412	-263,950	-267,628	0	0	-15,080	-4,080	-12,510	332,412	279,030	271,708
ZHCD	11,526	7,984	402	-24,819	0	0	0	500	-11,526	-7,984	-402	24,319
QGMD	74,991	-397,454	-162,886	1,707,090	37,119	509,757	523,324	817,519	-112,110	-112,303	-360,438	-2,524,609
SIIS	-239,052	1,174,023	473,890	-879,206	76,068	199,073	-2,143,373	-2,274,332	162,984	-1,373,096	1,669,483	3,153,538
BLDN	-565,705	-315,297	-1,509,313	-3,220,967	0	-3,556	-137,075	-78,703	565,705	318,853	1,646,388	3,299,670
MCGS	-146,828	-183,868	-945,484	-1,269,580	0	0	-1,000	-1,000	146,828	183,868	946,484	1,270,580
QCFS	0	0	0	11,571	0	0	0	0	0	0	0	-11,571
QFLS	-120,558	929,002	951,170	1,386,166	0	-164,424	-165,400	-155,511	120,558	-764,578	-785,770	-1,230,655
WDAM	-641,261	-633,081	-1,678,753	-2,705,966	0	88,044	104,315	136,476	641,261	545,037	1,574,438	2,569,490
MCCS	-30,639	205,705	-536,113	-442,783	5,129	0	21,150	25,150	25,510	-205,705	514,963	417,633
MERS	-30,863	78,810	58,210	102,992	0	500	-127	-910	30,863	-79,310	-58,083	-102,082
MEZA	-77,039	-1,033,708	-119,167	8,416	-1,160	-1,160	-1,160	-6,990	78,199	1,034,868	120,327	-1,426
QIMD	25,222	-279,203	-108,970	-436,374	-130,000	-123,000	-311,342	-311,342	104,778	402,203	420,312	747,716

									7-Mar			
Company	Qatari				GCC				Foreigners			
	Daily Chg.	Last 5 Sessions Chg.	Last 10 Sessions Chg.	Last 20 Sessions Chg.	Daily Chg.	Last 5 Sessions Chg.	Last 10 Sessions Chg.	Last 20 Sessions Chg.	Daily Chg.	Last 5 Sessions Chg.	Last 10 Sessions Chg.	Last 20 Sessions Chg.
QNCD	24,242	-209,121	-320,548	-580,904	-350	27,934	29,234	-277,766	-23,892	181,187	291,314	858,670
IQCD	196,489	1,029,561	2,341,688	6,710,067	5,500	-64,987	94,454	353,827	-201,989	-964,574	-2,436,142	-7,063,894
QIGD	352,565	-970,431	-1,150,755	-1,214,333	42,000	-71,770	-62,135	-50,037	-394,565	1,042,201	1,212,890	1,264,370
QEWS	208,823	1,287,304	1,898,874	2,273,818	0	1,000	26,110	28,110	-208,823	-1,288,304	-1,924,984	-2,301,928
AHCS	-301,167	-1,541,128	-2,401,896	-7,678,996	0	-36,239	-11,079	190,842	301,167	1,577,367	2,412,975	7,488,154
GISS	-777,660	1,399,444	-139,919	3,312,049	-17,239	500	-69,211	-287,305	794,899	-1,399,944	209,130	-3,024,744
MPHC	-2,644,125	-22,619,869	-19,731,953	-38,030,580	-31,006	-180,986	-407,466	-415,038	2,675,131	22,800,855	20,139,419	38,445,618
IGRD	-502,446	669,123	-1,037,849	-804,091	0	0	0	250,000	502,446	-669,123	1,037,849	554,091
QAMC	163,809	2,889,916	-557,636	-1,036,009	0	4,650	70,296	-155,545	-163,809	-2,894,566	487,340	1,191,554
QATI	-146,415	115,382	-406,180	4,031,287	-22,150	-501,831	-500,000	-496,320	168,565	386,449	906,180	-3,534,967
DOHI	28,107	48,134	-148,632	-493,991	0	0	31,423	312,930	-28,107	-48,134	117,209	181,061
QGRI	57,357	106,100	33,938	135,655	3,043	5,293	56,549	-55,891	-60,400	-111,393	-90,487	-79,764
AKHI	48,730	-62,202	-627,276	-281,970	-25,000	14,411	14,411	-53,287	-23,730	47,791	612,865	335,257
QISI	-44,406	-110,985	-179,233	-188,147	0	30,000	35,000	35,000	44,406	80,985	144,233	153,147
BEMA	-5,514	-35,340	-37,232	-31,623	26,284	26,284	26,284	26,284	-20,770	9,056	10,948	5,339
QLMI	41,787	562,262	916,289	2,421,729	-9,419	0	0	0	-32,368	-562,262	-916,289	-2,421,729
UDCD	-341,129	-1,218,034	-2,259,131	-1,616,161	0	-33,000	0	-183,500	341,129	1,251,034	2,259,131	1,799,661
BRES	-60,388	-145,019	-2,886,164	-3,546,834	-36,783	13,367	14,110	-27,670	97,171	131,652	2,872,054	3,574,504
ERES	-154,016	1,541,984	337,359	-768,121	0	28,500	180,703	731,631	154,016	-1,570,484	-518,062	36,490
MRDS	358,316	3,881,821	2,915,886	5,809,222	0	-2,999	-306,591	-420,561	-358,316	-3,878,822	-2,609,295	-5,388,661
ORDS	-175,409	115,823	564,564	2,292,942	0	0	-213,254	-330,841	175,409	-115,823	-351,310	-1,962,101
VFQS	-527,160	74,527	541,480	7,430,016	0	10,000	390,606	417,863	527,160	-84,527	-932,086	-7,847,879
QNNS	-24,688	-9,226	-495,308	-905,934	0	-32,550	-457,050	-456,700	24,688	41,776	952,358	1,362,634
GWCS	-131,219	-207,265	-89,814	-2,625,360	0	0	215	-42,304	131,219	207,265	89,599	2,667,664
QGTS	-23,868	3,180,959	1,046,333	-19,615,242	-14,860	-76,928	-270,185	-795,855	38,728	-3,104,031	-776,148	20,411,097

Insider Trading for the Last Week

Company	Bought	Sold	Net
MARK	1,720,400	0	1,720,400
QATI	1,335,004	0	1,335,004
QGTS	935,070	110,869	824,201
DUBK	361,061	0	361,061
SIIS	288,404	0	288,404
QIMD	195,564	0	195,564
QFLS	114,003	0	114,003
QNB	30,000	0	30,000
ZHCD	2,500	0	2,500
MPHC	0	24,490	-24,490
DHBK	0	40,000	-40,000
BRES	0	94,576	-94,576
IQCD	0	95,000	-95,000
MHAR	0	105,000	-105,000
VFQS	107,458	812,049	-704,591

Trading values by nationality for the last Week

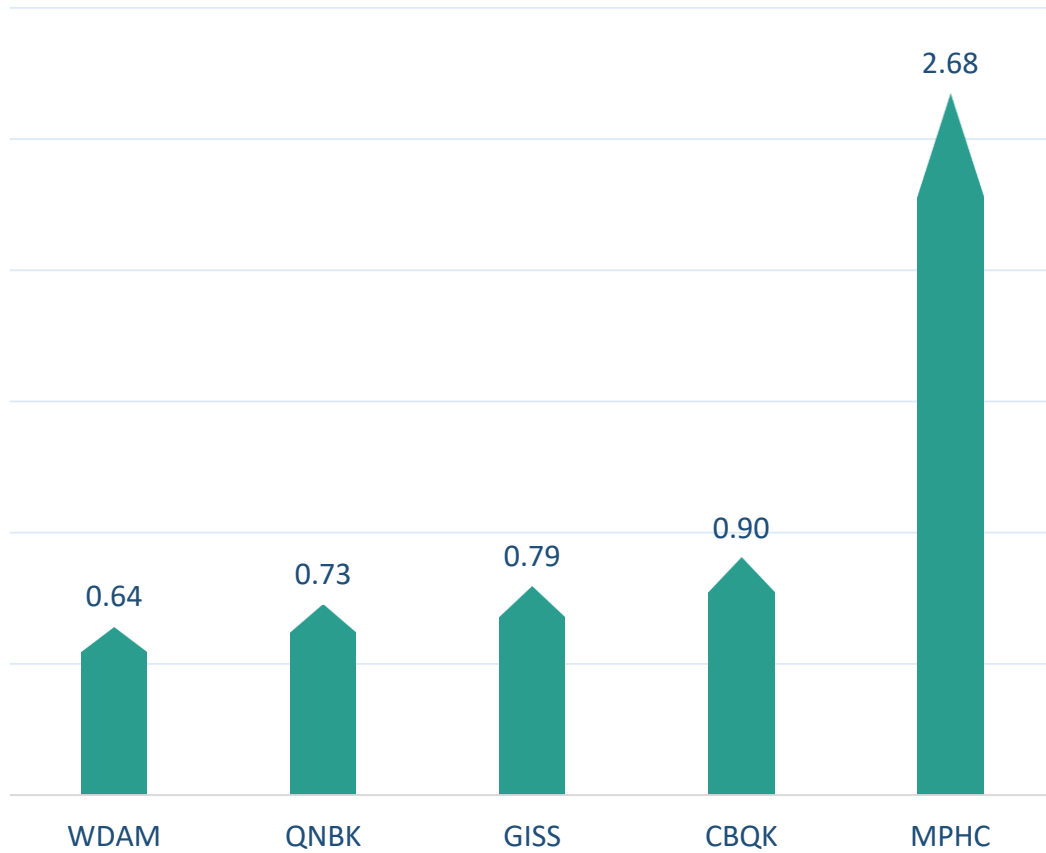
Nationality	Purchasing Value	Selling Value	Difference
Qataris	1,434.96	1,396.11	38.85
GCC	26.19	53.03	-26.85
Arab	187.00	186.84	0.16
Foreigners	360.29	372.46	-12.16
Total	2,008.44	2,008.44	0.00

In million QAR

Trading by nationality for the last Week

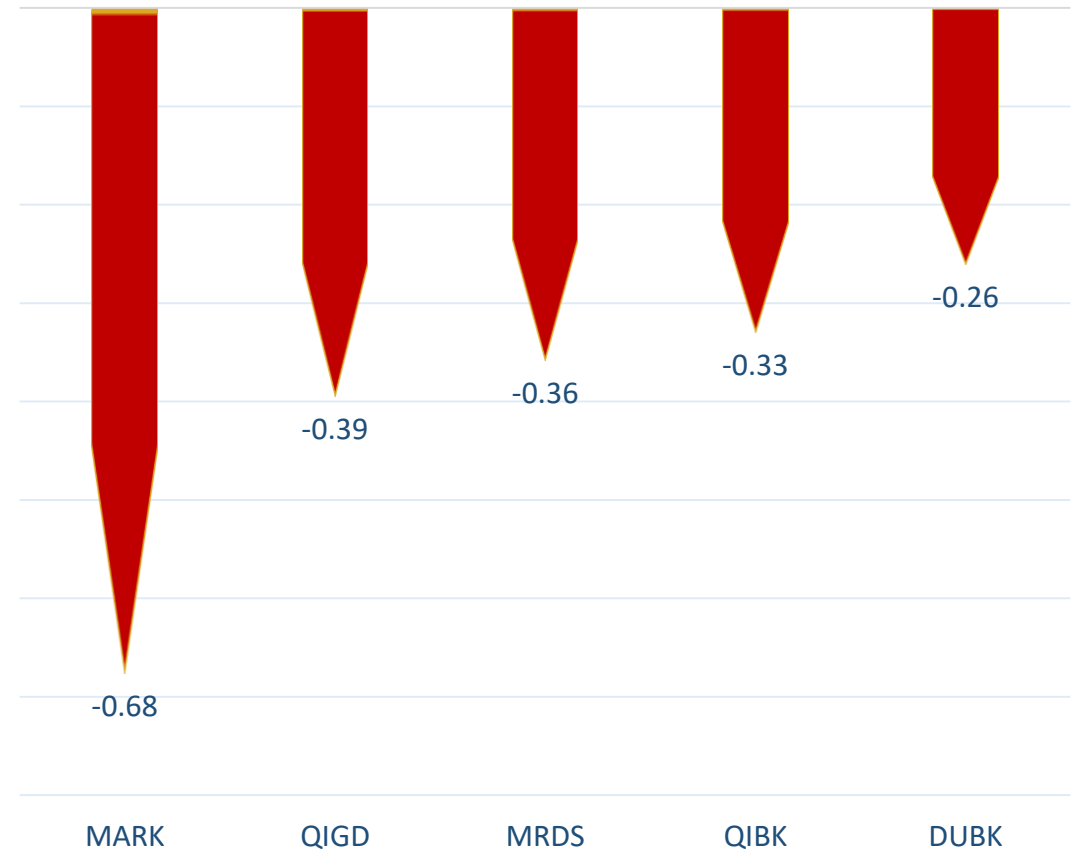
Nationality	Buy %	Sell %	Net
Qataris	71.60%	69.51%	2.08%
GCC	1.30%	2.64%	-1.34%
Arab	9.16%	9.30%	-0.14%
Foreigners	24.58%	21.95%	-0.61%

Top 5 Companies bought (net) by **Foreigners** in the last session



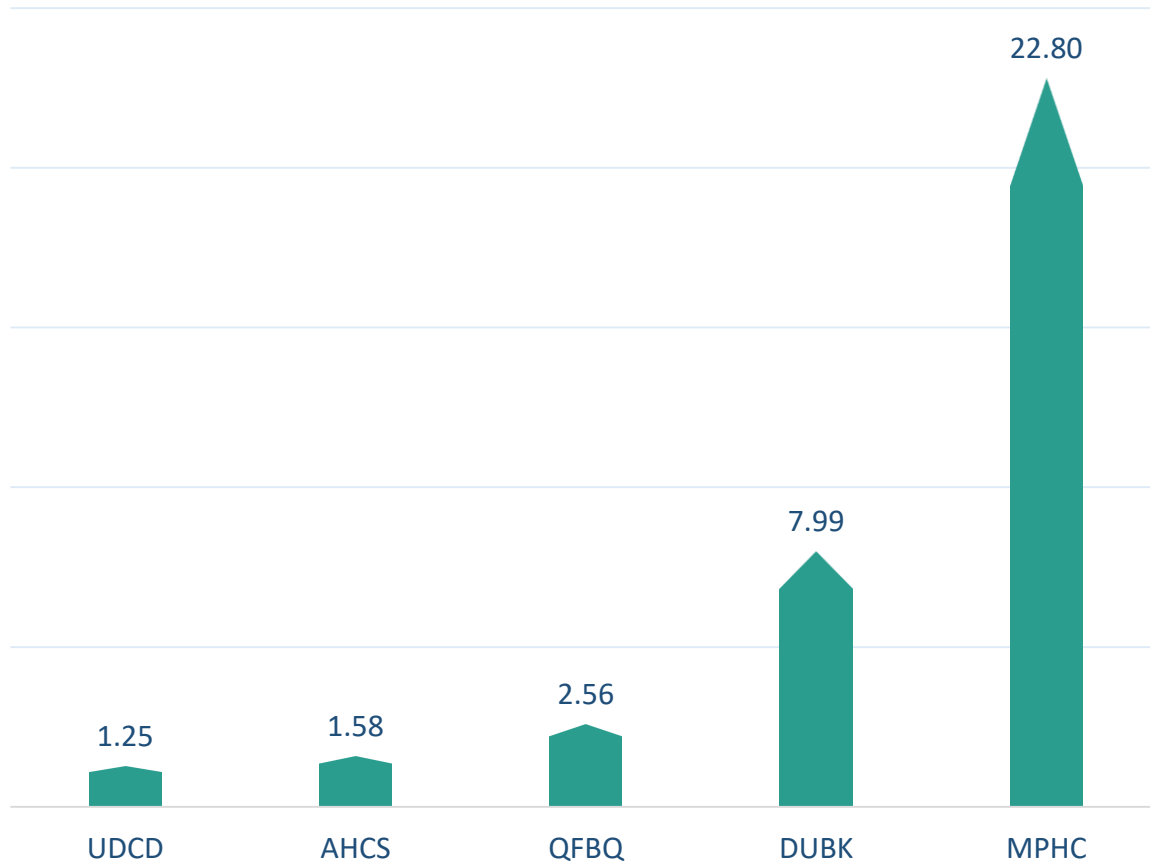
In million shares

Top 5 Companies sold (net) by **Foreigners** in the last session



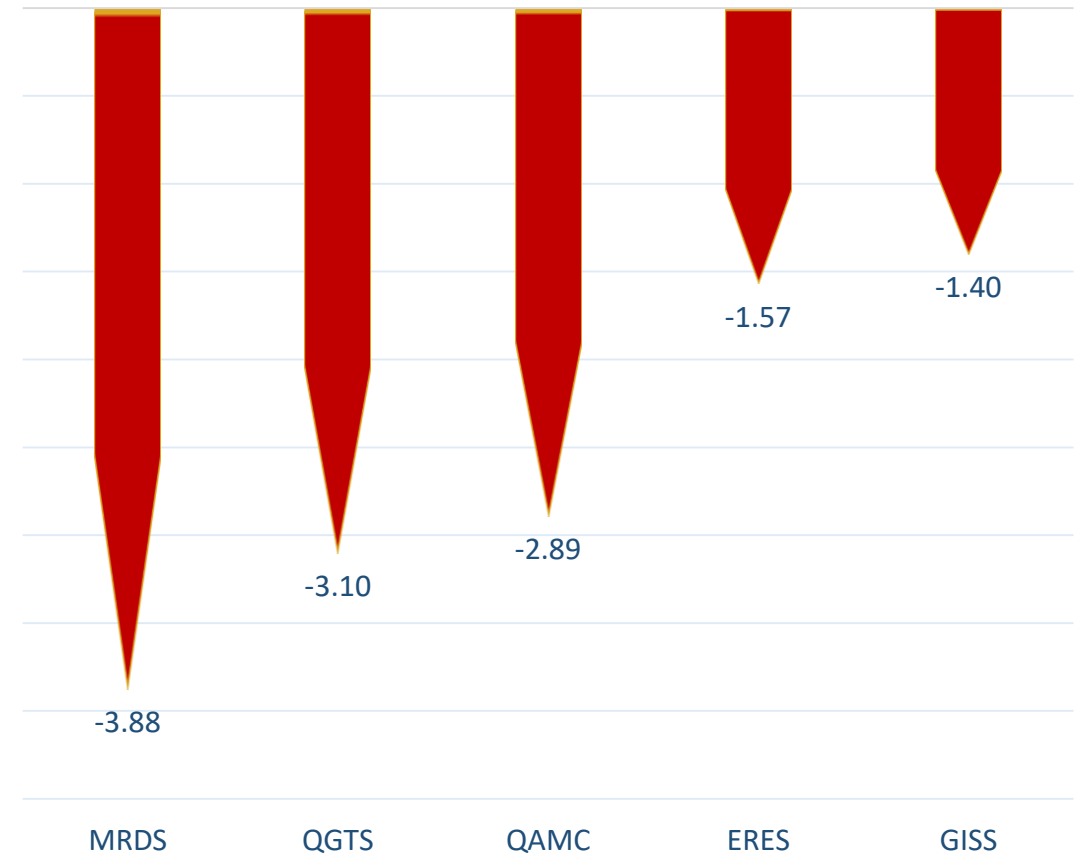
In million shares

Top 5 Companies bought (net) by **Foreigners** over the last 5 Sessions



In million shares

Top 5 Companies sold (net) by **Foreigners** over the last 5 Sessions



In million shares



The figures represent a change in the number of shares.

Daily Change: The net change between 7th and 6th of March trading sessions

Change for the last 5 sessions: The total daily net change for the last 5 sessions.

Change for the last 10 sessions: The total daily net change for the last 10 sessions.

Change for the last 20 sessions: The total daily net change for the last 20 sessions.

DISCLAIMER:

The information contained was obtained from various public sources believed to be reliable, but we do not guarantee its accuracy. Wasata Financial Securities makes no representations or warranties (express or implied) regarding the data and information provided and Wasata Financial Securities does not represent that the information content of this document is complete, or free from any error, not misleading, or fit for any particular purpose. This report document provides general information only. Neither the information nor any opinion expressed constitutes an offer or an invitation to make an offer, to buy or sell any securities or other investment products related to such securities or investments.

This report document contained is subject to change without prior notice. Wasata assumes no responsibility to update the information in this report document.



Prepared by Financial Advisory Department


وساطة
WASATA
للأوراق المالية
FINANCIAL SECURITIES

+974 44498880

ramzi.qasmieh@Wasata.qa