



Daily Report for Ownership Changes

10th of March 2024 Session

									10-Mar			
Company	Qatari				GCC				Foreigners			
	Daily Chg.	Last 5 Sessions Chg.	Last 10 Sessions Chg.	Last 20 Sessions Chg.	Daily Chg.	Last 5 Sessions Chg.	Last 10 Sessions Chg.	Last 20 Sessions Chg.	Daily Chg.	Last 5 Sessions Chg.	Last 10 Sessions Chg.	Last 20 Sessions Chg.
QNBK	-363,561	202,378	-2,387,014	-5,137,765	-1,655	160,466	61,166	64,447	365,216	-362,844	2,325,848	5,073,318
QIBK	82,908	998,769	-476,354	-2,832,725	0	70,776	58,906	-137,245	-82,908	-1,069,545	417,448	2,969,970
CBQK	-301,228	-1,617,028	-4,268,304	-3,662,792	0	106,012	103,098	72,244	301,228	1,511,016	4,165,206	3,590,548
DHBK	-1,438,302	-1,886,085	1,382,426	1,149,469	54,702	96,595	5,243	39,595	1,383,600	1,789,490	-1,387,669	-1,189,064
ABQK	-9,900	-12,942	-19,906	-24,110	0	0	0	0	9,900	12,942	19,906	24,110
QIHK	91,583	1,030,338	1,567,794	991,630	0	-6,440	-12,940	-53,550	-91,583	-1,023,898	-1,554,854	-938,080
MARK	4,234,575	6,344,173	11,189,914	10,827,268	109,483	118,316	38,565	-129,259	-4,344,058	-6,462,489	-11,228,479	-10,698,009
DUBK	102,017	-4,109,101	-12,764,056	-15,731,216	-2,443	-687	-7,180	-25,798	-99,574	4,109,788	12,771,236	15,757,014
QFBQ	66,609	-2,736,237	-2,497,194	-4,489,468	-319	0	0	-443,695	-66,290	2,736,237	2,497,194	4,933,163
NLCS	-1,992,307	-2,471,273	-2,469,793	-7,499,132	15,675	-114,733	75,174	270,195	1,976,632	2,586,006	2,394,619	7,228,937
DBIS	-20,974	-83,760	149,468	344,437	0	-56,228	-19,305	-35,512	20,974	139,988	-130,163	-308,925
QOIS	-8,222	-89,046	971,638	-883,411	24,404	-6,639	-6,577	1,100	-16,182	95,685	-965,061	882,311
IHGS	11,874	-314,023	-285,054	-276,612	0	0	-15,080	-4,080	-11,874	314,023	300,134	280,692
ZHCD	-3,953	6,856	3,227	-23,912	0	0	0	500	3,953	-6,856	-3,227	23,412
QGMD	-97,789	-268,068	-66,119	1,953,475	38,989	123,095	706,250	856,508	58,800	144,973	-640,131	-2,809,983
SIIS	220,037	1,090,526	143,876	-381,127	-183,829	115,244	-1,227,202	-2,648,203	-36,208	-1,205,770	1,083,326	3,029,330
BLDN	-1,629,324	-2,575,261	-2,493,156	-4,528,875	0	-30,556	-181,075	-78,703	1,629,324	2,605,817	2,674,231	4,607,578
MCGS	-472,864	-569,045	-1,548,064	-1,714,737	0	0	-1,000	-1,000	472,864	569,045	1,549,064	1,715,737
QCFS	0	0	0	11,571	0	0	0	0	0	0	0	-11,571
QFLS	9,280	554,571	797,064	1,376,169	0	-18,968	-163,400	-155,511	-9,280	-535,603	-633,664	-1,220,658
WDAM	83,714	-615,757	-1,460,105	-2,769,808	38,000	141,044	142,315	174,476	-121,714	474,713	1,317,790	2,595,332
MCCS	-11,658	300,813	-15,620	-516,666	11,107	8,736	32,257	36,257	551	-309,549	-16,637	480,409
MERS	-6,126	71,012	74,933	84,068	0	500	-127	-910	6,126	-71,512	-74,806	-83,158
MEZA	-339,829	-1,139,833	-599,376	-270,005	0	-1,160	-1,160	-6,990	339,829	1,140,993	600,536	276,995
QIMD	-13,002	-228,324	-321,611	-419,763	0	-123,000	-123,000	-311,342	13,002	351,324	444,611	731,105

									10-Mar			
Company	Qatari				GCC				Foreigners			
	Daily Chg.	Last 5 Sessions Chg.	Last 10 Sessions Chg.	Last 20 Sessions Chg.	Daily Chg.	Last 5 Sessions Chg.	Last 10 Sessions Chg.	Last 20 Sessions Chg.	Daily Chg.	Last 5 Sessions Chg.	Last 10 Sessions Chg.	Last 20 Sessions Chg.
QNCD	-17,413	105,665	-368,754	-506,660	0	-1,850	29,234	-277,766	17,413	-103,815	339,520	784,426
IQCD	263,274	1,706,745	1,974,547	6,778,686	50,111	-16,885	101,841	384,038	-313,385	-1,689,860	-2,076,388	-7,162,724
QIGD	251,205	-1,082,837	-693,217	-603,755	37,000	-47,770	-61,135	-13,137	-288,205	1,130,607	754,352	616,892
QEWS	-348,392	364,879	1,491,717	1,921,144	50,000	51,000	76,110	78,110	298,392	-415,879	-1,567,827	-1,999,254
AHCS	-11,844	-682,314	-2,303,689	-7,364,049	0	-56,239	48,921	187,142	11,844	738,553	2,254,768	7,176,907
GISS	343,731	1,088,596	-43,102	3,007,072	3,000	1,000	-60,211	-284,305	-346,731	-1,089,596	103,313	-2,722,767
MPHC	-2,121,556	-14,413,702	-20,860,123	-42,457,942	-16,997	-46,183	-437,796	-432,035	2,138,553	14,459,885	21,297,919	42,889,977
IGRD	-79,940	-56,944	-722,930	-886,542	0	0	0	250,000	79,940	56,944	722,930	636,542
QAMC	-719,354	1,392,315	-548,418	-345,499	0	9,650	68,296	-168,245	719,354	-1,401,965	480,122	513,744
QATI	-11,171	263,366	-439,680	3,999,148	0	-491,831	-500,000	-496,320	11,171	228,465	939,680	-3,502,828
DOHI	15,000	42,607	-16,176	-478,991	0	0	1,423	312,930	-15,000	-42,607	14,753	166,061
QGRI	11,359	123,372	122,459	136,014	1,375	7,668	7,868	-45,516	-12,734	-131,040	-130,327	-90,498
AKHI	-69,605	-267,574	-613,464	-372,533	37,024	51,435	51,435	-16,263	32,581	216,139	562,029	388,796
QISI	-19,382	-94,025	-151,027	-224,129	0	30,000	30,000	35,000	19,382	64,025	121,027	189,129
BEMA	13,255	-39,828	-23,977	-27,999	-26,284	0	0	0	13,029	39,828	23,977	27,999
QLMI	-275,387	120,367	413,560	2,067,735	0	-9,419	0	0	275,387	-110,948	-413,560	-2,067,735
UDCD	-400,967	-2,279,692	-2,590,453	-2,744,182	0	0	0	-194,000	400,967	2,279,692	2,590,453	2,938,182
BRES	112,056	1,138,274	-2,129,014	-3,563,927	-18,729	-5,362	-4,619	-46,399	-93,327	-1,132,912	2,133,633	3,610,326
ERES	999,383	1,834,425	1,478,797	1,165,326	-40,000	-39,000	77,695	575,509	-959,383	-1,795,425	-1,556,492	-1,740,835
MRDS	1,577,046	5,123,500	3,302,689	7,418,308	0	-3,000	-214,591	-410,243	-1,577,046	-5,120,500	-3,088,098	-7,008,065
ORDS	-1,417,952	-1,267,937	-1,168,506	875,552	0	0	-185,715	-330,841	1,417,952	1,267,937	1,354,221	-544,711
VFQS	692,910	2,258,461	1,680,151	8,097,602	0	0	384,406	417,863	-692,910	-2,258,461	-2,064,557	-8,515,465
QNNS	-38,350	-6,895	-383,115	-908,654	0	-11,456	-31,050	-456,700	38,350	18,351	414,165	1,365,354
GWCS	-148,186	-383,892	-251,223	-2,872,170	0	0	215	-48,694	148,186	383,892	251,008	2,920,864
QGTS	-176,391	1,126,158	104,733	-20,059,246	0	-81,897	-231,457	-800,855	176,391	-1,044,261	126,724	20,860,101

Trading values by nationality for the last Session

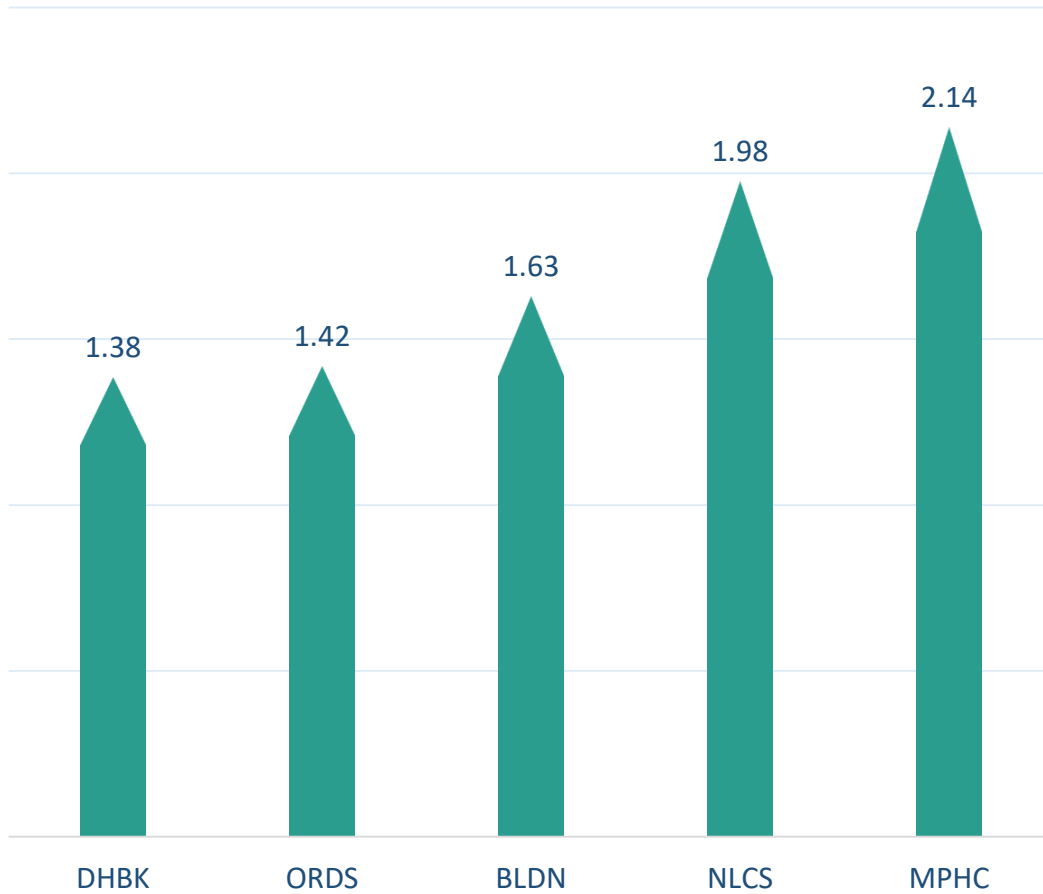
Nationality	Purchasing Value	Selling Value	Difference
Qataris	260.24	283.59	-23.35
GCC	28.07	16.38	11.69
Arab	34.75	37.81	-3.06
Foreigners	43.58	28.87	14.71
Total	366.65	366.65	0.00

In million QAR

Trading by nationality for the last Session

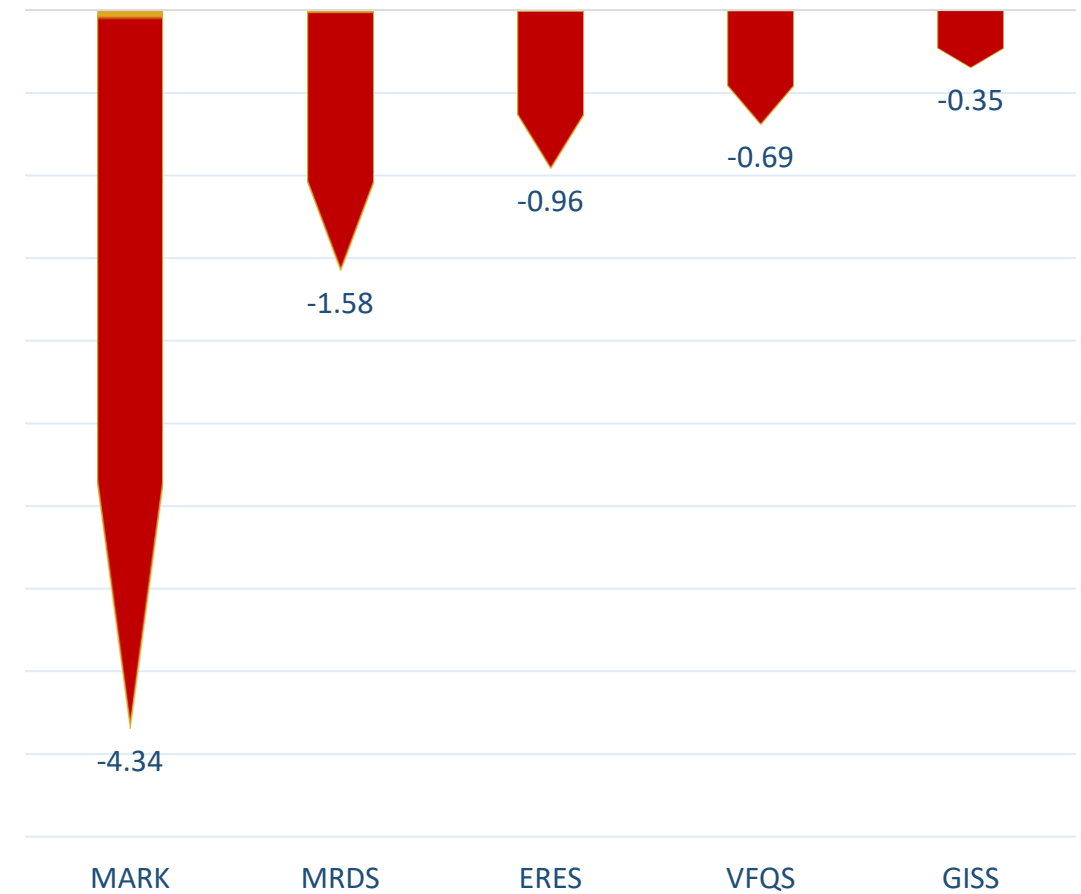
Nationality	Buy %	Sell %	Net
Qataris	70.98%	77.35%	-6.37%
GCC	7.66%	4.47%	3.19%
Arab	9.48%	10.31%	-0.84%
Foreigners	24.58%	21.95%	4.01%

Top 5 Companies bought (net) by **Foreigners** in the last session



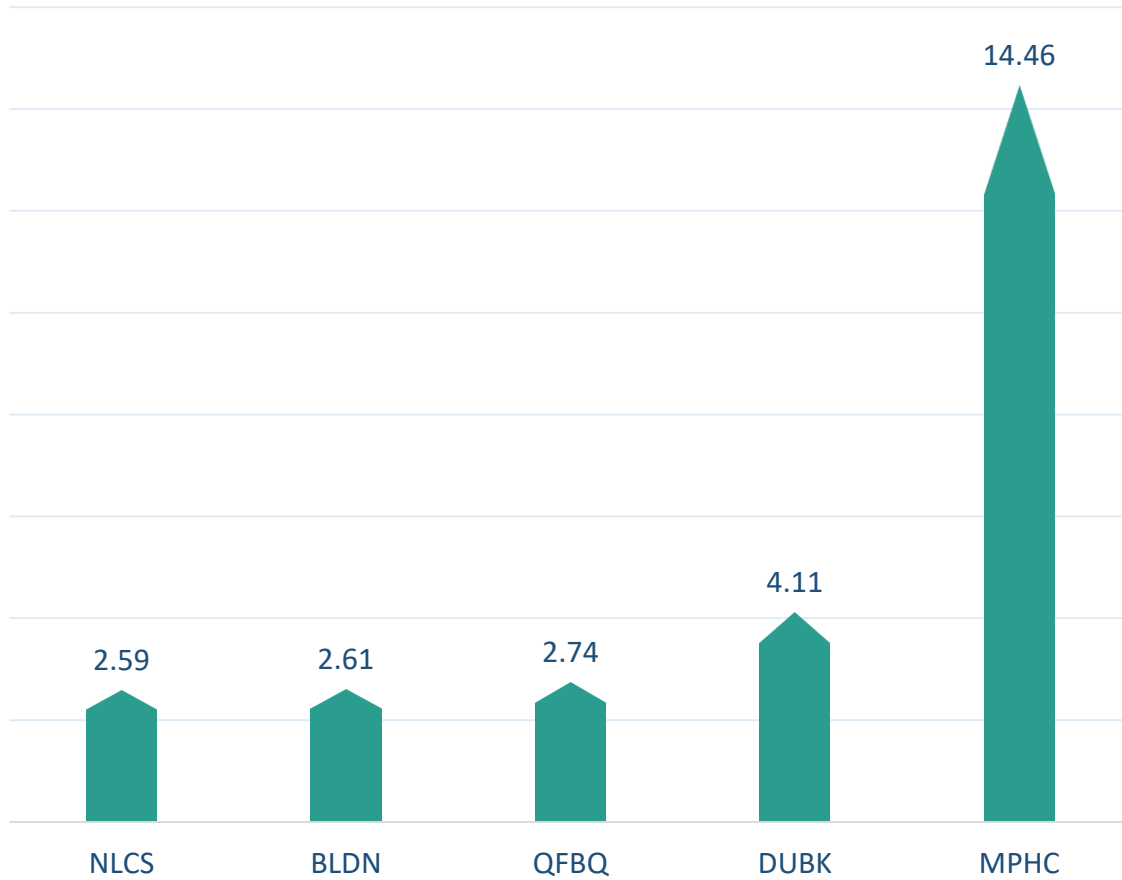
In million shares

Top 5 Companies sold (net) by **Foreigners** in the last session



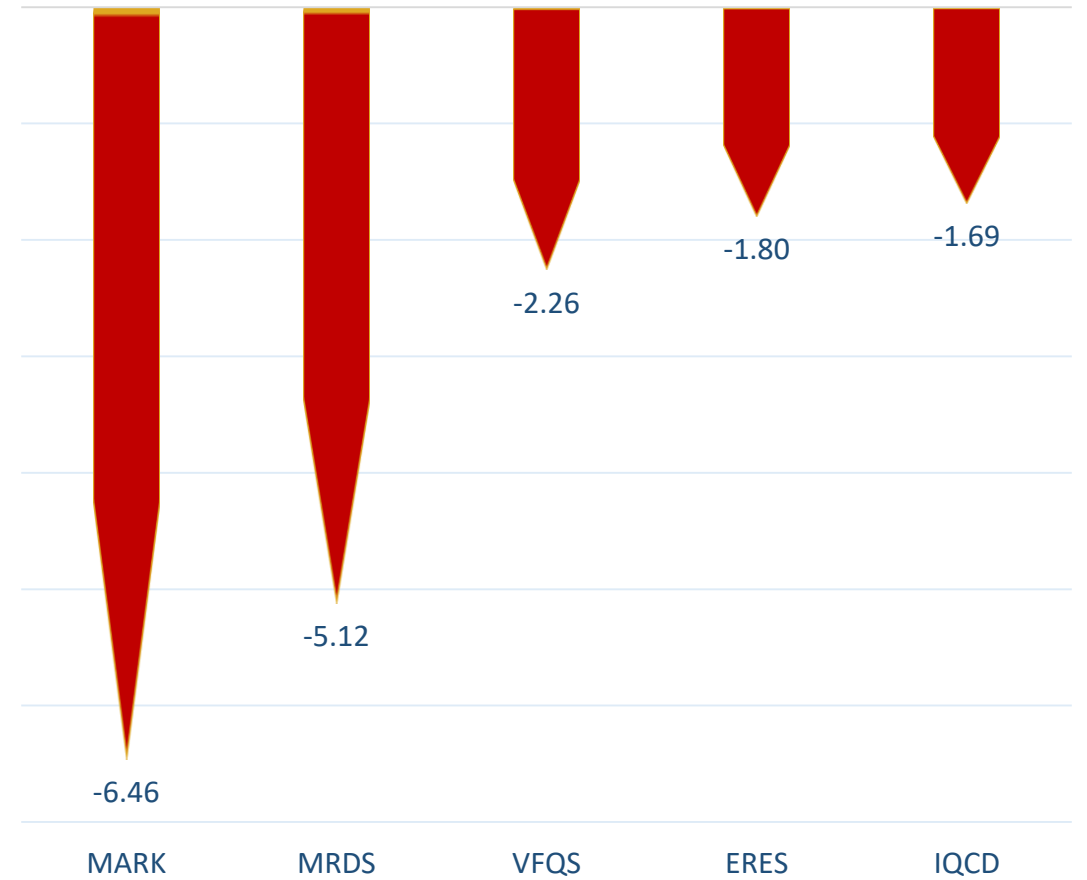
In million shares

Top 5 Companies bought (net) by **Foreigners** over the last 5 Sessions



In million shares

Top 5 Companies sold (net) by **Foreigners** over the last 5 Sessions



In million shares



The figures represent a change in the number of shares.

Daily Change: The net change between 10th and 7th of March trading sessions

Change for the last 5 sessions: The total daily net change for the last 5 sessions.

Change for the last 10 sessions: The total daily net change for the last 10 sessions.

Change for the last 20 sessions: The total daily net change for the last 20 sessions.

DISCLAIMER:

The information contained was obtained from various public sources believed to be reliable, but we do not guarantee its accuracy. Wasata Financial Securities makes no representations or warranties (express or implied) regarding the data and information provided and Wasata Financial Securities does not represent that the information content of this document is complete, or free from any error, not misleading, or fit for any particular purpose. This report document provides general information only. Neither the information nor any opinion expressed constitutes an offer or an invitation to make an offer, to buy or sell any securities or other investment products related to such securities or investments.

This report document contained is subject to change without prior notice. Wasata assumes no responsibility to update the information in this report document.



Prepared by Financial Advisory Department


وساطة
WASATA
للأوراق المالية
FINANCIAL SECURITIES

+974 44498880

ramzi.qasmieh@Wasata.qa