



Daily Report for Ownership Changes

11th of March 2024 Session

									11-Mar			
Company	Qatari				GCC				Foreigners			
	Daily Chg.	Last 5 Sessions Chg.	Last 10 Sessions Chg.	Last 20 Sessions Chg.	Daily Chg.	Last 5 Sessions Chg.	Last 10 Sessions Chg.	Last 20 Sessions Chg.	Daily Chg.	Last 5 Sessions Chg.	Last 10 Sessions Chg.	Last 20 Sessions Chg.
QNBK	-143,783	-129,627	-2,413,857	-6,252,941	-100,300	60,046	-39,134	-36,053	244,083	69,581	2,452,991	6,288,994
QIBK	185,751	1,110,762	-116,462	-2,340,435	-250	70,526	64,536	-137,495	-185,501	-1,181,288	51,926	2,477,930
CBQK	-628,797	-2,041,423	-3,513,531	-4,827,281	0	-9,000	105,236	65,397	628,797	2,050,423	3,408,295	4,761,884
DHBK	-1,657,154	-3,934,265	-2,018,812	-465,706	30,314	126,909	115,150	66,909	1,626,840	3,807,356	1,903,662	398,797
ABQK	2,995	-8,770	-19,681	-15,356	0	0	0	0	-2,995	8,770	19,681	15,356
QIKK	-18,088	947,654	1,257,358	891,895	0	-2,200	-12,940	-53,550	18,088	-945,454	-1,244,418	-838,345
MARK	1,953,394	7,886,725	9,274,689	13,684,538	-2,148	142,618	148,947	-109,114	-1,951,246	-8,029,343	-9,423,636	-13,575,424
DUBK	-328,864	-2,801,672	-12,925,663	-16,065,166	-10,000	-14,943	-17,180	-10,787	338,864	2,816,615	12,942,843	16,075,953
QFBQ	83,289	-1,781,761	-2,726,301	-4,375,610	0	0	0	-438,695	-83,289	1,781,761	2,726,301	4,814,305
NLCS	-640,631	-3,359,479	-2,159,841	-7,751,450	16,829	-17,304	-89,029	292,024	623,802	3,376,783	2,248,870	7,459,426
DBIS	19,273	-33,812	222,326	249,793	0	0	-19,305	-35,512	-19,273	33,812	-203,021	-214,281
QOIS	130,120	-380,919	1,079,789	-743,291	0	-6,639	-6,577	1,100	-130,120	387,558	-1,073,212	742,191
IHGS	-15,249	-262,781	-218,928	-281,052	0	0	0	-4,080	15,249	262,781	218,928	285,132
ZHCD	-1,194	7,662	3,327	-18,980	0	0	0	500	1,194	-7,662	-3,327	18,480
QGMD	117,288	61,350	360,552	1,700,540	-5,296	74,520	763,111	827,528	-111,992	-135,870	-1,123,663	-2,528,068
SIIS	-222,138	1,790,171	303,128	-541,790	-148,506	-33,262	-1,391,257	-2,780,909	370,644	-1,756,909	1,088,129	3,322,699
BLDN	-1,305,453	-4,623,611	-4,364,924	-5,983,787	6,000	16,000	-85,075	-71,703	1,299,453	4,607,611	4,449,999	6,055,490
MCGS	-125,412	-787,074	-1,621,961	-1,833,291	0	0	-1,000	-1,000	125,412	787,074	1,622,961	1,834,291
QCFS	0	0	0	11,571	0	0	0	0	0	0	0	-11,571
QFLS	-87,176	438,378	816,921	1,210,298	0	-2,000	-163,400	-155,511	87,176	-436,378	-653,521	-1,054,787
WDAM	14,506	-773,235	-1,037,941	-2,823,830	-37,000	104,894	98,786	137,476	22,494	668,341	939,155	2,686,354
MCCS	11,456	173,435	14,482	-433,200	-2,350	6,386	29,907	33,907	-9,106	-179,821	-44,389	399,293
MERS	1,279	89,908	76,246	88,397	0	500	-127	-910	-1,279	-90,408	-76,119	-87,487
MEZA	-226,082	-907,616	-800,019	-467,436	0	-1,160	-6,973	-6,990	226,082	908,776	806,992	474,426
QIMD	-12,155	92,330	-275,816	-506,985	0	-123,000	-123,000	-311,342	12,155	30,670	398,816	818,327

									11-Mar			
Company	Qatari				GCC				Foreigners			
	Daily Chg.	Last 5 Sessions Chg.	Last 10 Sessions Chg.	Last 20 Sessions Chg.	Daily Chg.	Last 5 Sessions Chg.	Last 10 Sessions Chg.	Last 20 Sessions Chg.	Daily Chg.	Last 5 Sessions Chg.	Last 10 Sessions Chg.	Last 20 Sessions Chg.
QNCD	-32,832	63,017	-465,656	-507,866	0	-1,850	29,234	-275,766	32,832	-61,167	436,422	783,632
IQCD	496,701	2,150,497	2,576,614	6,732,753	-3,066	55,391	94,936	356,213	-493,635	-2,205,888	-2,671,550	-7,088,966
QIGD	132,658	-846,993	-352,031	391,013	-8,230	64,000	-90,365	-20,167	-124,428	782,993	442,396	-370,846
QEWS	-99,920	152,317	1,347,367	1,729,772	0	51,000	76,110	78,110	99,920	-203,317	-1,423,477	-1,807,882
AHCS	-64,260	-1,015,653	-2,408,345	-7,230,109	0	-56,239	48,921	178,742	64,260	1,071,892	2,359,424	7,051,367
GISS	-812,186	-411,044	2,159,063	1,993,489	-20,000	-19,000	-16,211	-304,305	832,186	430,044	-2,142,852	-1,689,184
MPHC	126,885	-9,772,407	-30,200,206	-41,188,718	0	-52,288	-545,799	-432,035	-126,885	9,824,695	30,746,005	41,620,753
IGRD	-144,958	-72,213	206,326	-1,510,278	2,372	2,372	2,372	252,372	142,586	69,841	-208,698	1,257,906
QAMC	631,975	1,349,666	2,043,603	366,463	10,000	-71,840	82,296	-140,545	-641,975	-1,277,826	-2,125,899	-225,918
QATI	-78,414	204,330	-349,925	3,402,461	0	-511,831	-514,321	-496,320	78,414	307,501	864,246	-2,906,141
DOHI	-6,100	36,507	59,405	-445,916	0	0	1,423	279,155	6,100	-36,507	-60,828	166,761
QGRI	45,350	145,065	167,809	143,547	0	4,418	7,868	-29,278	-45,350	-149,483	-175,677	-114,269
AKHI	2,165	-265,612	-638,892	-330,655	0	12,024	51,435	-16,263	-2,165	253,588	587,457	346,918
QISI	-16,291	-106,798	-172,145	-241,960	0	30,000	30,000	35,000	16,291	76,798	142,145	206,960
BEMA	-2,026	4,665	-25,351	-29,126	0	0	0	0	2,026	-4,665	25,351	29,126
QLMI	-2,237	-48,570	383,300	2,065,998	0	-9,419	0	0	2,237	57,989	-383,300	-2,065,998
UDCD	-750,259	-3,259,906	-2,422,333	-3,903,585	0	0	-33,000	-199,000	750,259	3,259,906	2,455,333	4,102,585
BRES	-396,055	51,525	-2,350,931	-3,860,385	0	-23,963	-11,610	-46,399	396,055	-27,562	2,362,541	3,906,784
ERES	-150,124	1,029,063	1,080,954	1,451,811	0	0	77,695	86,829	150,124	-1,029,063	-1,158,649	-1,538,640
MRDS	-315,659	5,264,446	3,365,446	6,891,893	0	7,000	-348,177	-406,788	315,659	-5,271,446	-3,017,269	-6,485,105
ORDS	-776,028	-2,275,172	-2,034,058	112,326	0	0	-175,715	-335,841	776,028	2,275,172	2,209,773	223,515
VFQS	-101,043	398,519	1,112,562	7,303,822	0	0	311,050	417,863	101,043	-398,519	-1,423,612	-7,721,685
QNNS	52,960	-59,795	-234,718	-1,154,292	0	950	-31,550	-456,700	-52,960	58,845	266,268	1,610,992
GWCS	-173,350	-671,732	-420,263	-2,899,700	0	0	215	-48,692	173,350	671,732	420,048	2,948,392
QGTS	-295,766	124,023	-125,466	-18,796,309	400	-81,497	-182,975	-800,455	295,366	-42,526	308,441	19,596,764

Trading values by nationality for the last Session

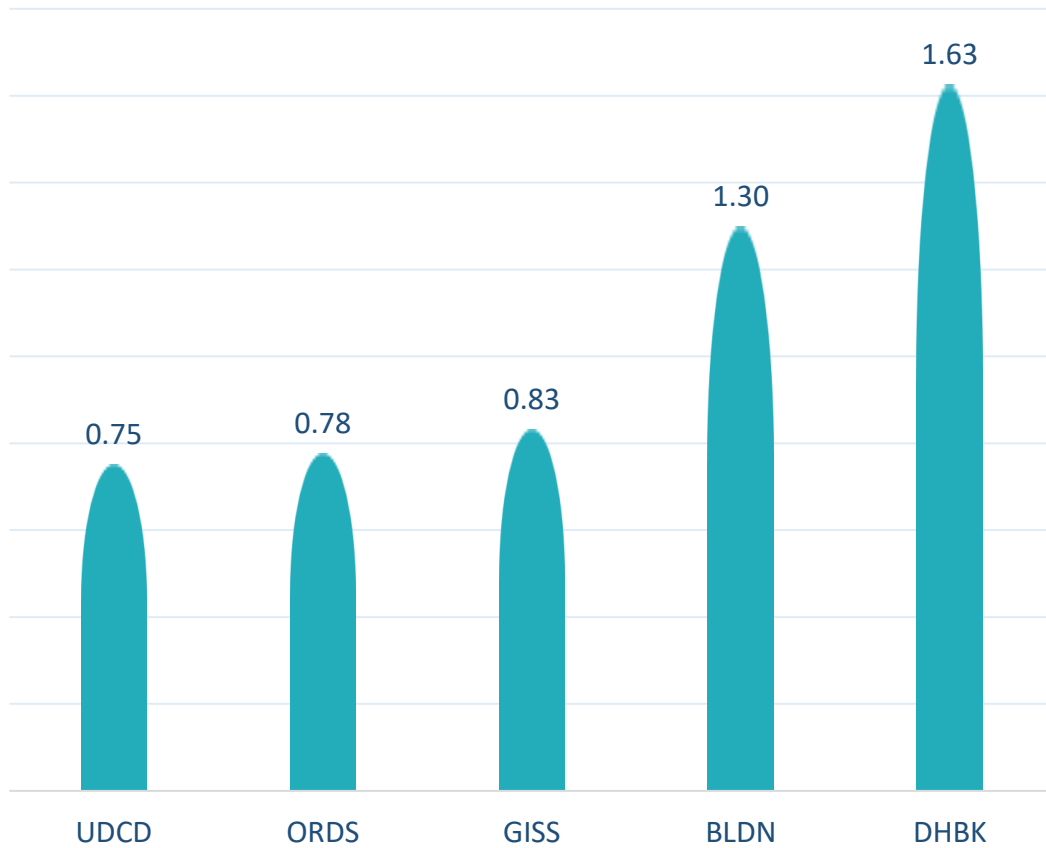
Nationality	Purchasing Value	Selling Value	Difference
Qataris	244.02	259.01	-14.99
GCC	18.88	8.58	10.30
Arab	29.85	34.85	-5.00
Foreigners	94.68	85.00	9.68
Total	387.43	387.43	0.00

In million QAR

Trading by nationality for the last Session

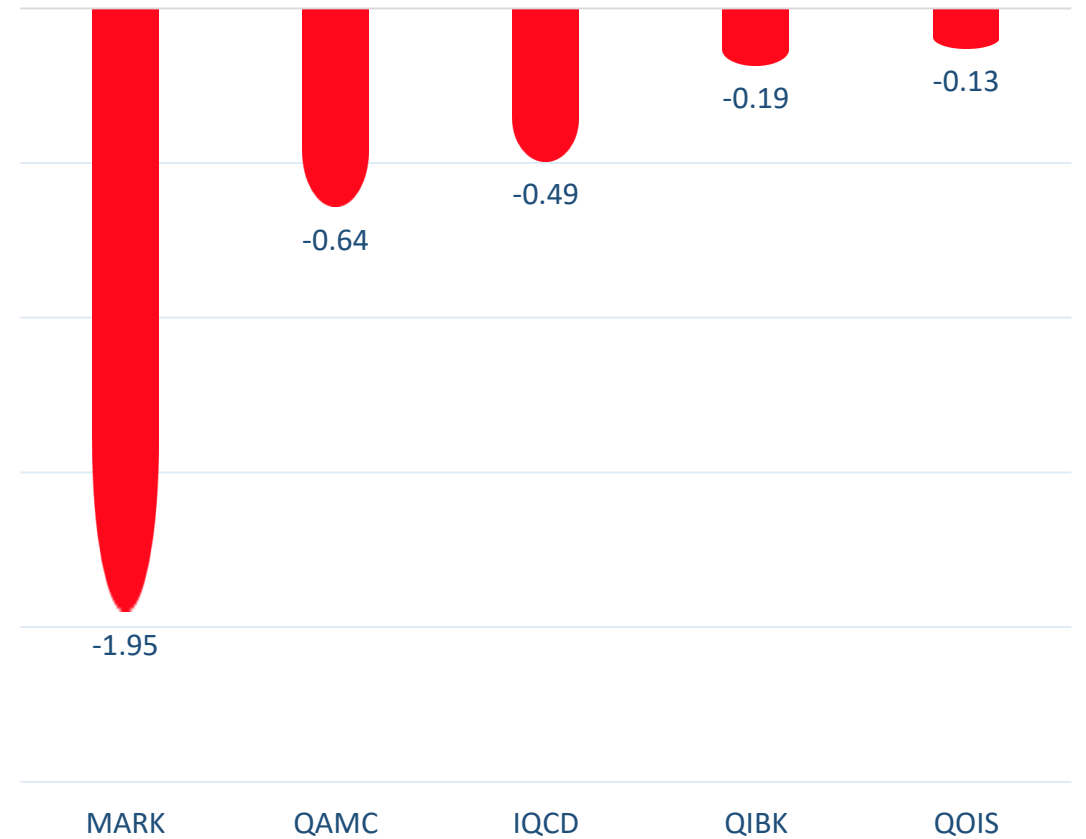
Nationality	Buy %	Sell %	Net
Qataris	62.98%	66.85%	-3.87%
GCC	4.87%	2.22%	2.66%
Arab	7.71%	9.00%	-1.29%
Foreigners	24.58%	21.95%	2.50%

Top 5 Companies bought (net) by **Foreigners** in the last session



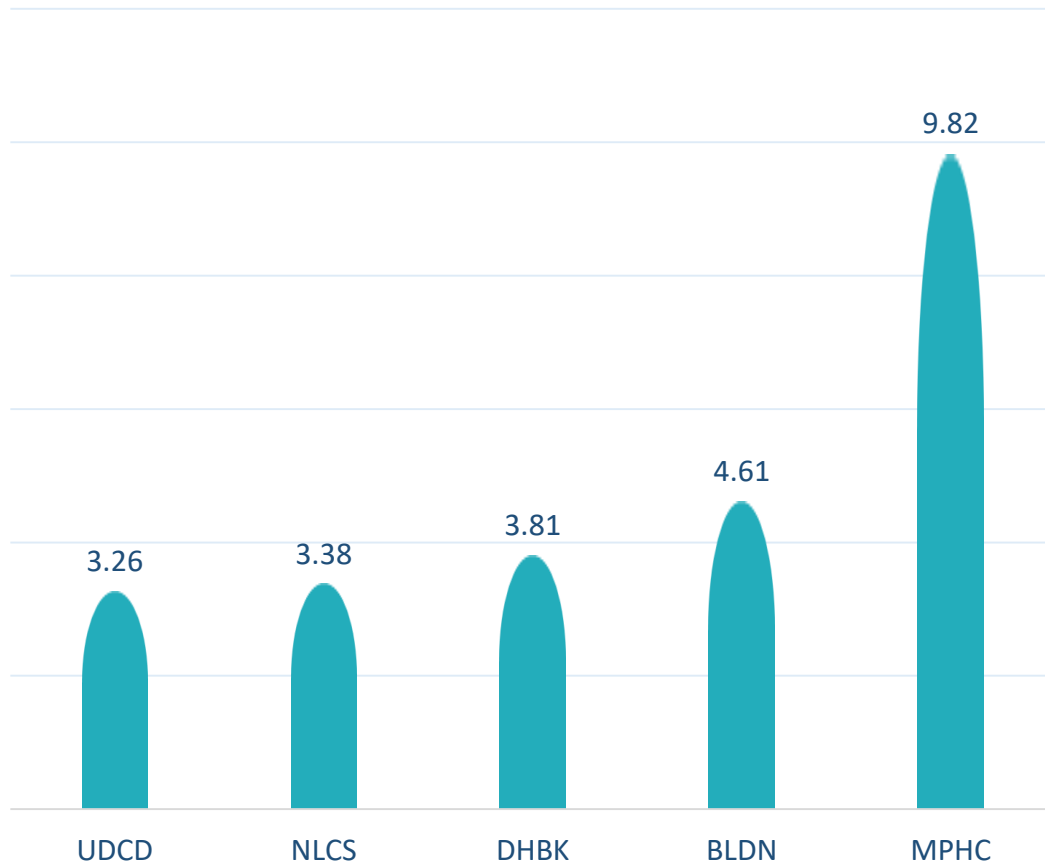
In million shares

Top 5 Companies sold (net) by **Foreigners** in the last session



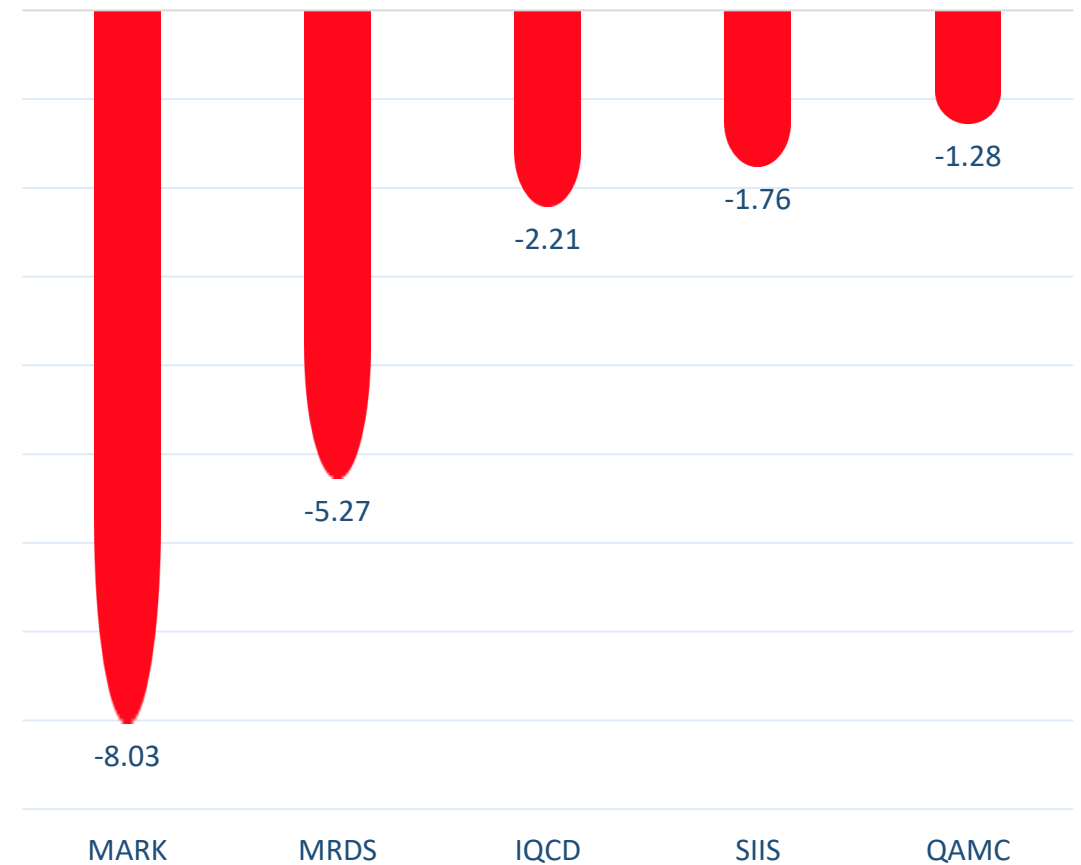
In million shares

Top 5 Companies bought (net) by **Foreigners** over the last 5 Sessions



In million shares

Top 5 Companies sold (net) by **Foreigners** over the last 5 Sessions



In million shares



The figures represent a change in the number of shares.

Daily Change: The net change between 11th and 10th of March trading sessions

Change for the last 5 sessions: The total daily net change for the last 5 sessions.

Change for the last 10 sessions: The total daily net change for the last 10 sessions.

Change for the last 20 sessions: The total daily net change for the last 20 sessions.

DISCLAIMER:

The information contained was obtained from various public sources believed to be reliable, but we do not guarantee its accuracy. Wasata Financial Securities makes no representations or warranties (express or implied) regarding the data and information provided and Wasata Financial Securities does not represent that the information content of this document is complete, or free from any error, not misleading, or fit for any particular purpose. This report document provides general information only. Neither the information nor any opinion expressed constitutes an offer or an invitation to make an offer, to buy or sell any securities or other investment products related to such securities or investments.

This report document contained is subject to change without prior notice. Wasata assumes no responsibility to update the information in this report document.



Prepared by Financial Advisory Department


وساطة
WASATA
للأوراق المالية
FINANCIAL SECURITIES

+974 44498880
ramzi.qasmieh@Wasata.qa