



## Daily Report for Ownership Changes

12<sup>th</sup> of March 2024 Session

									12-Mar			
Company	Qatari				GCC				Foreigners			
	Daily Chg.	Last 5 Sessions Chg.	Last 10 Sessions Chg.	Last 20 Sessions Chg.	Daily Chg.	Last 5 Sessions Chg.	Last 10 Sessions Chg.	Last 20 Sessions Chg.	Daily Chg.	Last 5 Sessions Chg.	Last 10 Sessions Chg.	Last 20 Sessions Chg.
QNBK	196,759	-60,863	-1,993,528	-6,130,561	0	-101,955	60,866	-36,048	-196,759	162,818	1,932,662	6,166,609
QIBK	35,254	1,212,962	333,762	-2,093,496	0	69,425	65,525	-134,120	-35,254	-1,282,387	-399,287	2,227,616
CBQK	-285,519	-2,032,195	-2,923,652	-5,813,726	0	-9,000	105,236	64,857	285,519	2,041,195	2,818,416	5,748,869
DHBK	-444,180	-4,313,995	-3,323,705	-886,261	0	126,909	115,150	66,909	444,180	4,187,086	3,208,555	819,352
ABQK	8,176	-609	991	-7,180	0	0	0	0	-8,176	609	-991	7,180
QIKK	-155,059	-148,022	1,171,740	656,734	0	-2,200	-14,440	-53,550	155,059	150,222	-1,157,300	-603,184
MARK	-546,341	5,588,228	6,369,976	13,592,771	-142,508	17,030	-102,084	-279,017	688,849	-5,605,258	-6,267,892	-13,313,754
DUBK	92,275	-314,418	-12,304,053	-15,808,471	72,485	57,542	55,305	62,205	-164,760	256,876	12,248,748	15,746,266
QFBQ	-712,462	-388,714	-3,260,612	-5,180,418	0	0	-89,877	-438,695	712,462	388,714	3,350,489	5,619,113
NLCS	1,372,870	-1,787,819	-964,411	-6,399,944	75,000	128,728	130,904	382,368	-1,447,870	1,659,091	833,507	6,017,576
DBIS	-76,500	-214,391	184,673	192,885	0	0	-59,305	-35,512	76,500	214,391	-125,368	-157,373
QOIS	-605,197	-483,524	-144,318	-1,343,808	0	-10,936	-6,577	-6,506	605,197	494,460	150,895	1,350,314
IHGS	-21,550	-60,143	-247,038	-288,411	0	0	0	-4,080	21,550	60,143	247,038	292,491
ZHCD	-278	7,376	8,954	-13,725	0	0	0	0	278	-7,376	-8,954	13,725
QGMD	487,080	184,882	1,139,272	1,392,461	-64,065	29,096	664,983	780,461	-423,015	-213,978	-1,804,255	-2,172,922
SIIS	-145,661	1,887,740	476,594	-966,401	183,868	131,529	-1,029,394	-2,597,041	-38,207	-2,019,269	552,800	3,563,442
BLDN	-1,264,461	-5,664,051	-3,407,929	-7,136,821	11,209	27,209	-89,946	-60,494	1,253,252	5,636,842	3,497,875	7,197,315
MCGS	106,887	-704,316	-1,273,925	-1,765,543	0	0	-1,000	-1,000	-106,887	704,316	1,274,925	1,766,543
QCFS	0	0	0	11,571	0	0	0	0	0	0	0	-11,571
QFLS	-42,190	303,277	637,319	1,142,126	0	0	-163,400	-155,511	42,190	-303,277	-473,919	-986,615
WDAM	-677,012	-1,295,712	-1,708,548	-3,318,186	0	1,000	97,564	137,476	677,012	1,294,712	1,610,984	3,180,710
MCCS	-30,133	72,181	-11,087	-569,066	-16,283	-9,897	13,624	17,624	46,416	-62,284	-2,537	551,442
MERS	-10,624	73,978	63,597	76,196	0	0	-127	-910	10,624	-73,978	-63,470	-75,286
MEZA	-1,144,191	-1,818,058	-2,926,824	-1,865,791	1,531	371	-5,442	-5,459	1,142,660	1,817,687	2,932,266	1,871,250
QIMD	-32,813	11,608	-374,907	-543,056	0	-127,000	-123,000	-311,342	32,813	115,392	497,907	854,398

Company									12-Mar			
	Qatari				GCC				Foreigners			
	Daily Chg.	Last 5 Sessions Chg.	Last 10 Sessions Chg.	Last 20 Sessions Chg.	Daily Chg.	Last 5 Sessions Chg.	Last 10 Sessions Chg.	Last 20 Sessions Chg.	Daily Chg.	Last 5 Sessions Chg.	Last 10 Sessions Chg.	Last 20 Sessions Chg.
QNCD	-184,211	-194,572	-589,426	-752,806	0	-350	27,934	-275,766	184,211	194,922	561,492	1,028,572
IQCD	684,340	2,645,200	2,942,560	6,583,933	0	51,757	79,524	343,384	-684,340	-2,696,957	-3,022,084	-6,927,317
QIGD	60,824	1,525,582	-833,211	-91,073	8,000	73,109	34,635	1,833	-68,824	-1,598,691	798,576	89,240
QEWS	-479,502	-446,927	833,653	1,069,975	0	50,000	71,110	78,110	479,502	396,927	-904,763	-1,148,085
AHCS	-58,752	-1,348,903	-2,641,116	-7,284,904	0	0	8,193	178,742	58,752	1,348,903	2,632,923	7,106,162
GISS	690,967	-40,324	2,017,456	3,831,771	-2,000	-20,000	-18,211	-326,305	-688,967	60,324	-1,999,245	-3,505,466
MPHC	-4,037,648	-11,510,120	-31,315,241	-39,582,925	26,000	-22,003	-439,299	-405,035	4,011,648	11,532,123	31,754,540	39,987,960
IGRD	-689,292	-1,143,261	-421,639	-2,207,072	0	2,372	2,372	252,372	689,292	1,140,889	419,267	1,954,700
QAMC	-1,970,578	-2,210,642	-406,368	-2,377,233	280,000	291,000	327,296	129,455	1,690,578	1,919,642	79,072	2,247,778
QATI	4,956	290,942	-290,098	3,343,472	0	-471,831	-530,000	-496,320	-4,956	180,889	820,098	-2,847,152
DOHI	0	36,507	64,097	-217,616	0	0	1,423	79,155	0	-36,507	-65,520	138,461
QGRI	0	145,065	162,809	143,547	0	4,418	7,868	-29,278	0	-149,483	-170,677	-114,269
AKHI	-58,567	-207,084	-515,470	-367,068	-14,329	-2,305	37,106	-30,592	72,896	209,389	478,364	397,660
QISI	-43,515	-136,697	-197,555	-285,444	5,000	5,000	35,000	40,000	38,515	131,697	162,555	245,444
BEMA	0	4,665	-25,151	-29,126	0	0	0	0	0	-4,665	25,151	29,126
QLMI	230	-78,075	283,081	1,984,119	0	-9,419	0	0	-230	87,494	-283,081	-1,984,119
UDCD	-737,963	-2,867,013	-3,173,556	-4,903,871	0	0	-33,000	0	737,963	2,867,013	3,206,556	4,903,871
BRES	-38,191	-941,054	-1,614,385	-4,548,701	0	-37,783	-31,832	-49,619	38,191	978,837	1,646,217	4,598,320
ERES	841,169	1,934,419	1,807,231	1,801,277	0	-40,000	221,411	86,872	-841,169	-1,894,419	-2,028,642	-1,888,149
MRDS	-354,207	2,872,752	3,748,883	6,802,071	0	0	-163,251	-427,488	354,207	-2,872,752	-3,585,632	-6,374,583
ORDS	-452,253	-3,012,268	-2,605,494	-429,484	0	0	-135,935	-335,841	452,253	3,012,268	2,741,429	765,325
VFQS	-431,674	-539,683	-738,089	5,701,219	-30,000	-30,000	259,430	349,768	461,674	569,683	478,659	-6,050,987
QNNS	-102,440	-279,048	262,624	-1,073,021	0	500	-31,550	-456,700	102,440	278,548	-231,074	1,529,721
GWCS	1,024,931	588,665	581,634	-1,857,521	0	0	215	-48,692	-1,024,931	-588,665	-581,849	1,906,213
QGTS	1,720,495	1,137,384	2,377,501	-4,683,182	-76,452	-145,651	-233,821	-639,418	-1,644,043	-991,733	-2,143,680	5,322,600

## Trading values by nationality for the last Session

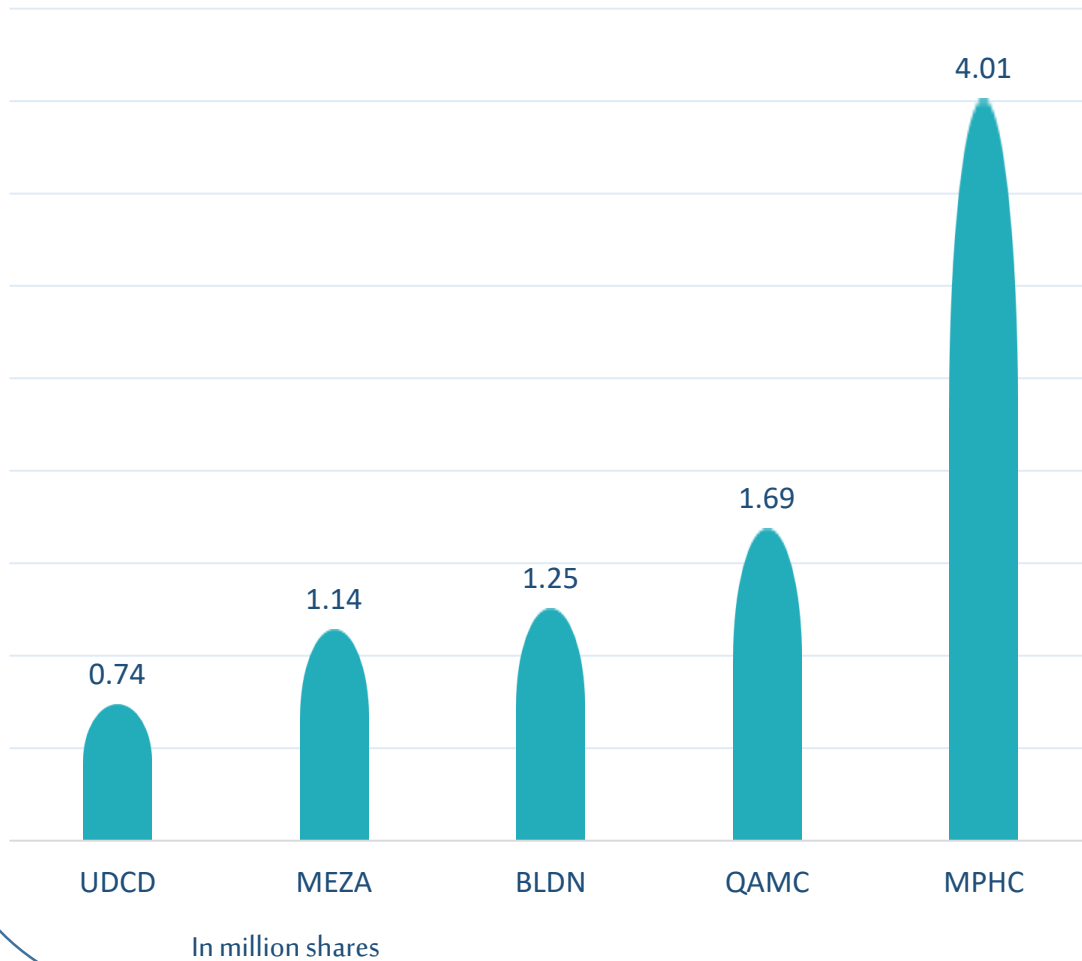
Nationality	Purchasing Value	Selling Value	Difference
Qataris	255.97	271.45	-15.48
GCC	9.30	17.07	-7.77
Arab	35.98	33.31	2.67
Foreigners	82.87	62.30	20.58
Total	384.13	384.13	0.00

In million QAR

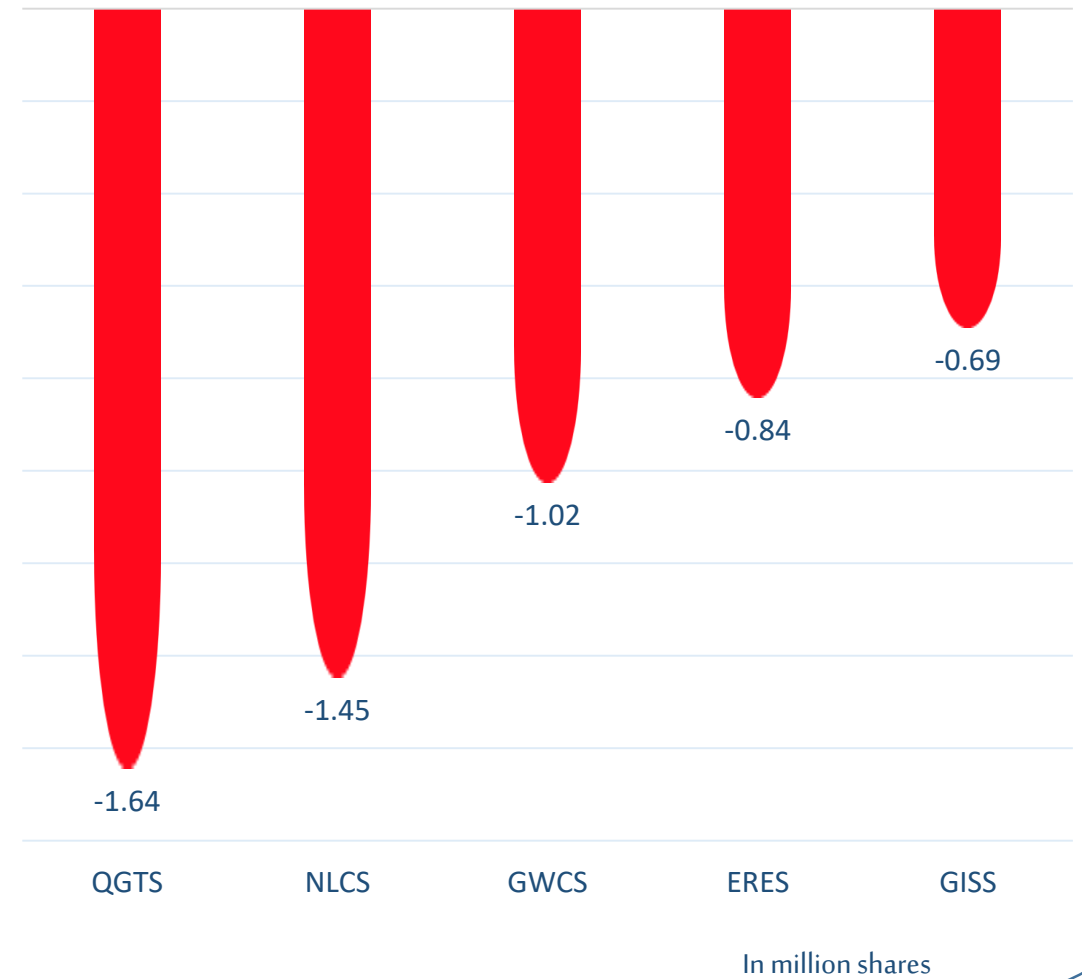
## Trading by nationality for the last Session

Nationality	Buy %	Sell %	Net
Qataris	66.64%	70.67%	-4.03%
GCC	2.42%	4.44%	-2.02%
Arab	9.37%	8.67%	0.70%
Foreigners	24.58%	21.95%	5.36%

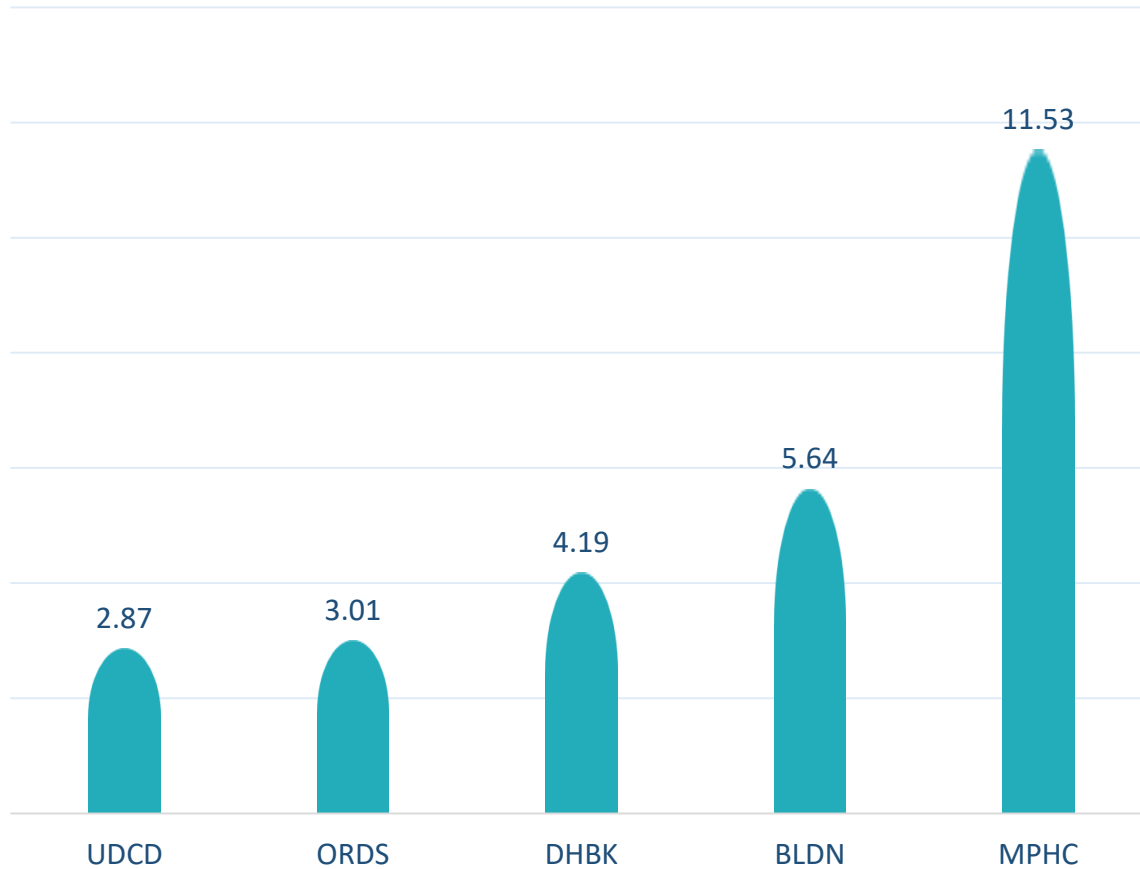
Top 5 Companies bought (net) by **Foreigners** in the last session



Top 5 Companies sold (net) by **Foreigners** in the last session

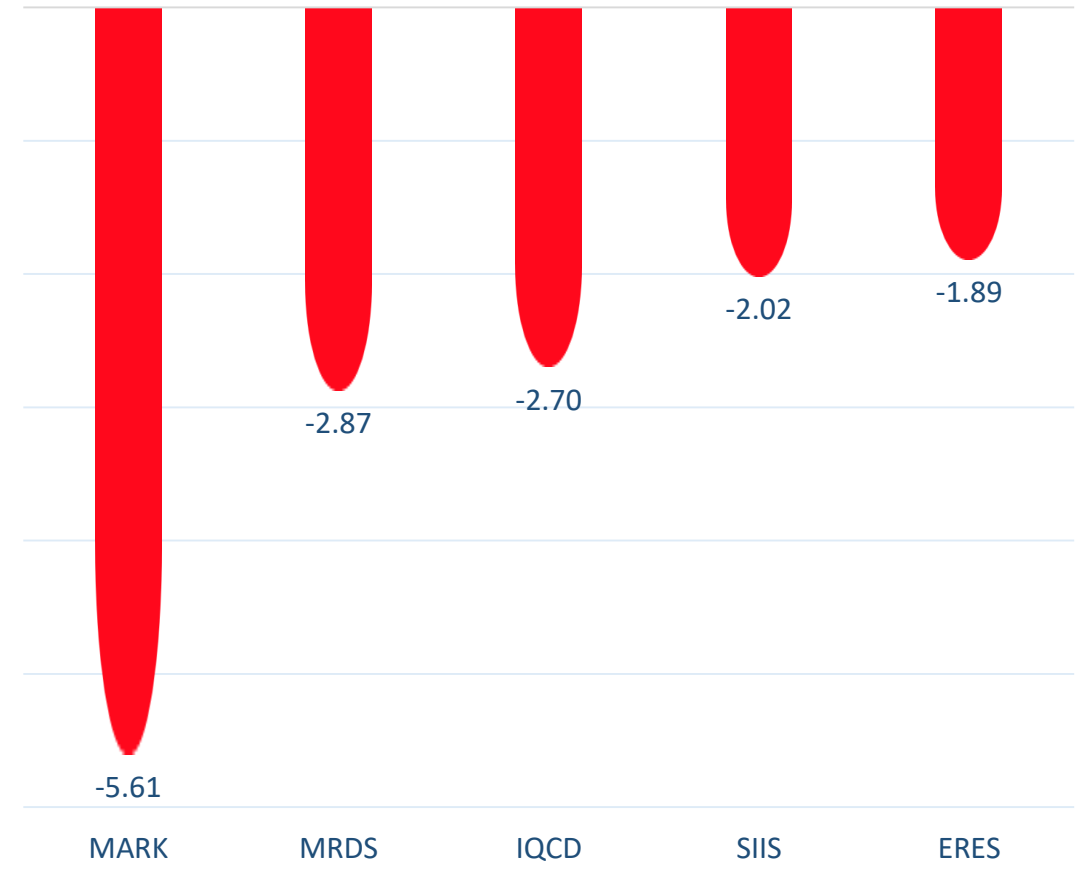


### Top 5 Companies bought (net) by **Foreigners** over the last 5 Sessions



In million shares

### Top 5 Companies sold (net) by **Foreigners** over the last 5 Sessions



In million shares



The figures represent a change in the number of shares.

Daily Change: The net change between 12<sup>th</sup> and 11<sup>th</sup> of March trading sessions

Change for the last 5 sessions: The total daily net change for the last 5 sessions.

Change for the last 10 sessions: The total daily net change for the last 10 sessions.

Change for the last 20 sessions: The total daily net change for the last 20 sessions.

## **DISCLAIMER:**

The information contained was obtained from various public sources believed to be reliable, but we do not guarantee its accuracy. Wasata Financial Securities makes no representations or warranties (express or implied) regarding the data and information provided and Wasata Financial Securities does not represent that the information content of this document is complete, or free from any error, not misleading, or fit for any particular purpose. This report document provides general information only. Neither the information nor any opinion expressed constitutes an offer or an invitation to make an offer, to buy or sell any securities or other investment products related to such securities or investments.

This report document contained is subject to change without prior notice. Wasata assumes no responsibility to update the information in this report document.





Prepared by Financial Advisory Department

  
وساطة  
WASATA  
للأوراق المالية  
FINANCIAL SECURITIES

+974 44498880

[ramzi.qasmieh@Wasata.qa](mailto:ramzi.qasmieh@Wasata.qa)