



Daily Report for Ownership Changes

13th of March 2024 Session

13-Mar												
Company	Qatari				GCC				Foreigners			
	Daily Chg.	Last 5 Sessions Chg.	Last 10 Sessions Chg.	Last 20 Sessions Chg.	Daily Chg.	Last 5 Sessions Chg.	Last 10 Sessions Chg.	Last 20 Sessions Chg.	Daily Chg.	Last 5 Sessions Chg.	Last 10 Sessions Chg.	Last 20 Sessions Chg.
QNBK	338,530	-697,297	-1,070,183	-4,803,422	88,399	-13,556	149,265	73,953	-426,929	710,853	920,918	4,729,469
QIBK	-278,710	304,621	311,986	-1,586,596	3,750	53,359	73,775	-79,031	274,960	-357,980	-385,761	1,665,627
CBQK	629,600	-1,489,765	-2,063,456	-6,416,783	-12,000	-12,000	93,236	87,675	-617,600	1,501,765	1,970,220	6,329,108
DHBK	863,030	-3,281,675	-2,573,506	370,458	70,000	196,909	196,909	57,448	-933,030	3,084,766	2,376,597	-427,906
ABQK	-10,381	-10,990	-18,734	-17,561	0	0	0	0	10,381	10,990	18,734	17,561
QIIK	-249,141	-313,035	637,970	456,343	0	0	-14,940	-51,990	249,141	313,035	-623,030	-404,353
MARK	2,441,126	8,681,632	10,217,790	16,439,484	87,560	129,504	6,094	-131,826	-2,528,686	-8,811,136	-10,223,884	-16,307,658
DUBK	-434,912	-306,418	-10,313,619	-15,807,941	-2,364	55,178	56,567	59,841	437,276	251,240	10,257,052	15,748,100
QFBQ	-318,641	-843,868	-3,279,454	-5,435,148	0	-319	0	-438,695	318,641	844,187	3,279,454	5,873,843
NLCS	1,623,920	-126,277	611,208	-4,444,082	-63,250	79,723	-75,545	319,118	-1,560,670	46,554	-535,663	4,124,964
DBIS	-44,307	-261,894	159,221	110,546	0	0	-123,407	-35,512	44,307	261,894	-35,814	-75,034
QOIS	-20,242	-550,441	-723,008	-1,300,897	0	-10,936	-6,639	-6,577	20,242	561,377	729,647	1,307,474
IHGS	-51,276	-63,691	-368,546	-350,087	0	0	0	-4,080	51,276	63,691	368,546	354,167
ZHCD	-2,509	3,592	1,571	-18,476	0	0	0	0	2,509	-3,592	-1,571	18,476
QGMD	-903,756	-322,186	-700,560	596,186	-22,289	-15,542	149,639	758,172	926,045	337,728	550,921	-1,354,358
SIIS	1,486,208	1,099,394	1,192,757	524,792	0	-72,399	75,606	-2,549,466	-1,486,208	-1,026,995	-1,268,363	2,024,674
BLDN	-593,678	-5,358,621	-5,225,405	-8,126,608	0	17,209	-80,347	-61,167	593,678	5,341,412	5,305,752	8,187,775
MCGS	-381,789	-1,020,006	-1,668,292	-2,281,290	0	0	-1,000	-1,000	381,789	1,020,006	1,669,292	2,282,290
QCFS	473	473	473	12,044	0	0	0	0	-473	-473	-473	-12,044
QFLS	-69,703	-310,347	741,482	1,003,788	0	0	-164,385	-174,637	69,703	310,347	-577,097	-829,151
WDAM	-400,729	-1,620,782	-1,715,773	-3,920,474	0	1,000	104,044	137,476	400,729	1,619,782	1,611,729	3,782,998
MCCS	12,980	-47,994	126,424	-554,000	0	-2,397	11,274	17,624	-12,980	50,391	-137,698	536,376
MERS	-8,180	-54,514	58,214	66,482	0	0	500	-910	8,180	54,514	-58,714	-65,572
MEZA	-1,920,938	-3,708,079	-4,867,909	-3,746,798	-800	-429	-6,242	-1,610	1,921,738	3,708,508	4,874,151	3,748,408
QIMD	65,280	32,532	-301,676	-371,840	0	-130,000	-123,000	-311,342	-65,280	97,468	424,676	683,182
QNCD	-196,908	-407,122	-759,336	-959,854	1,510	1,160	29,444	-274,256	195,398	405,962	729,892	1,234,110

									13-Mar			
Company	Qatari				GCC				Foreigners			
	Daily Chg.	Last 5 Sessions Chg.	Last 10 Sessions Chg.	Last 20 Sessions Chg.	Daily Chg.	Last 5 Sessions Chg.	Last 10 Sessions Chg.	Last 20 Sessions Chg.	Daily Chg.	Last 5 Sessions Chg.	Last 10 Sessions Chg.	Last 20 Sessions Chg.
IQCD	866,176	2,506,980	3,635,691	7,353,579	22,565	75,110	74,540	365,949	-888,741	-2,582,090	-3,710,231	-7,719,528
QIGD	345,434	1,142,686	-291,955	-189,982	0	78,770	-67,500	1,833	-345,434	-1,221,456	359,455	188,149
QEWS	101,336	-617,655	856,102	1,044,170	240	50,240	51,240	78,350	-101,576	567,415	-907,342	-1,122,520
AHCS	69,779	-366,244	-2,397,119	-7,095,568	0	0	25,588	166,293	-69,779	366,244	2,371,531	6,929,275
GISS	618,701	63,553	2,496,875	5,681,717	-1,000	-37,239	-19,500	-378,796	-617,701	-26,314	-2,477,375	-5,302,921
MPHC	-2,083,787	-10,760,231	-32,297,128	-37,522,832	-332,500	-354,503	-639,854	-743,185	2,416,287	11,114,734	32,936,982	38,266,017
IGRD	-71,737	-1,488,373	-389,946	-2,896,579	0	2,372	2,372	252,372	71,737	1,486,001	387,574	2,644,207
QAMC	-475,716	-2,369,864	-274,140	-2,536,071	30,000	320,000	395,590	138,505	445,716	2,049,864	-121,450	2,397,566
QATI	-35,169	-266,213	-327,403	3,039,208	4,459	-17,691	-497,372	-495,541	30,710	283,904	824,775	-2,543,667
DOHI	1	37,008	64,098	-223,147	0	0	1,423	79,155	-1	-37,008	-65,521	143,992
QGRI	-1,000	113,066	161,809	142,547	1,000	5,418	7,668	-29,378	0	-118,484	-169,477	-113,169
AKHI	-378,955	-456,232	-608,231	-757,566	-82	-2,387	37,024	-30,674	379,037	458,619	571,207	788,240
QISI	-16,831	-140,425	-180,849	-301,306	0	5,000	35,000	40,000	16,831	135,425	145,849	261,306
BEMA	-1,000	4,715	-25,891	-30,126	0	0	0	0	1,000	-4,715	25,891	30,126
QLMI	32,009	-203,598	316,377	1,390,750	0	-9,419	0	0	-32,009	213,017	-316,377	-1,390,750
UDCD	-7,032,992	-9,263,310	-10,521,129	-12,176,022	11,870	11,870	-21,130	11,870	7,021,122	9,251,440	10,542,259	12,164,152
BRES	-1,379,526	-1,762,104	-2,331,057	-5,634,080	-101,000	-156,512	-133,170	-155,805	1,480,526	1,918,616	2,464,227	5,789,885
ERES	217,986	1,754,398	3,464,544	1,840,781	-5,000	-45,000	182,995	13,250	-212,986	-1,709,398	-3,647,539	-1,854,031
MRDS	751,289	2,016,785	5,672,624	7,684,125	0	0	-109,391	-447,488	-751,289	-2,016,785	-5,563,233	-7,236,637
ORDS	-104,538	-2,926,180	-2,579,967	-1,185,957	600	600	-85,115	-335,241	103,938	2,925,580	2,665,082	1,521,198
VFQS	-2,448,097	-2,815,064	-2,464,667	1,212,866	0	-30,000	240,000	349,684	2,448,097	2,845,064	2,224,667	-1,562,550
QNNS	-71,779	-184,297	-53,049	-744,731	0	0	-32,550	-457,050	71,779	184,297	85,599	1,201,781
GWCS	24,621	596,797	514,471	-1,930,933	0	0	0	-40,726	-24,621	-596,797	-514,471	1,971,659
QGTS	1,159,944	2,384,414	6,365,880	-957,235	-226,104	-317,016	-384,841	-879,156	-933,840	-2,067,398	-5,981,039	1,836,391

Trading values by nationality for the last Session

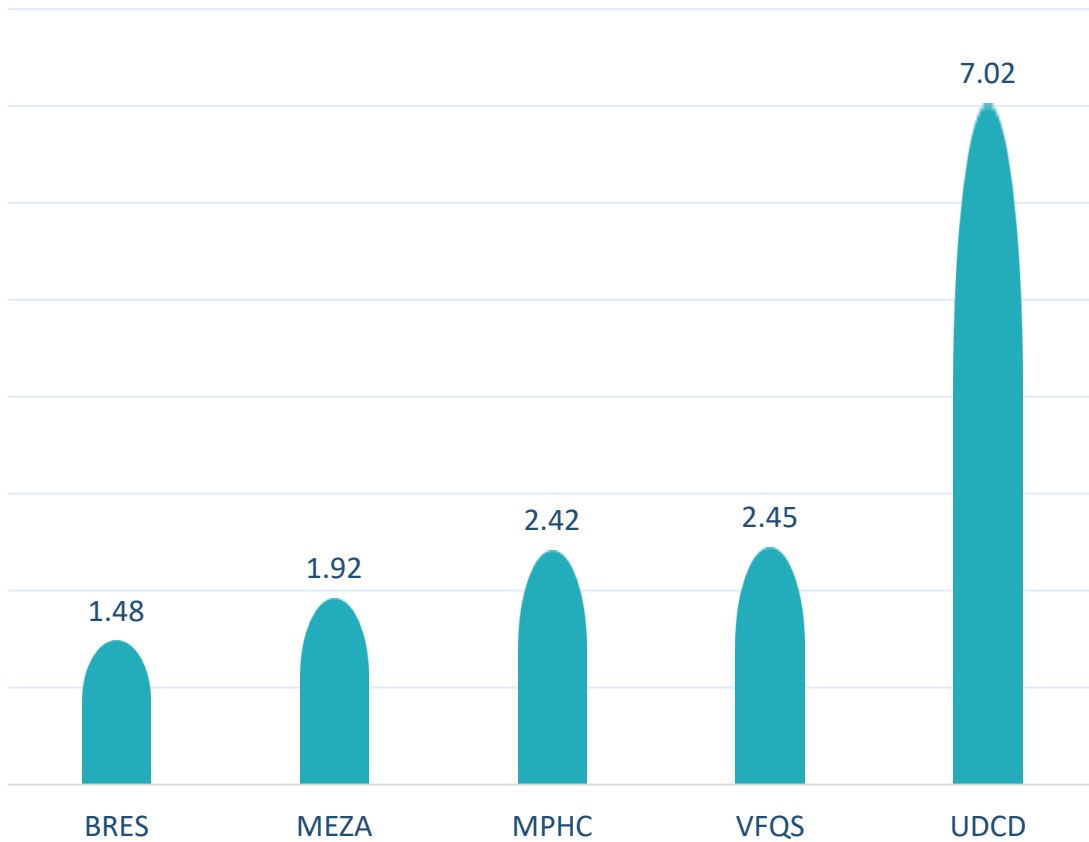
Nationality	Purchasing Value	Selling Value	Difference
Qataris	262.46	270.73	-8.27
GCC	17.62	20.53	-2.92
Arab	41.17	39.64	1.53
Foreigners	110.19	100.53	9.66
Total	431.44	431.44	0.00

In million QAR

Trading by nationality for the last Session

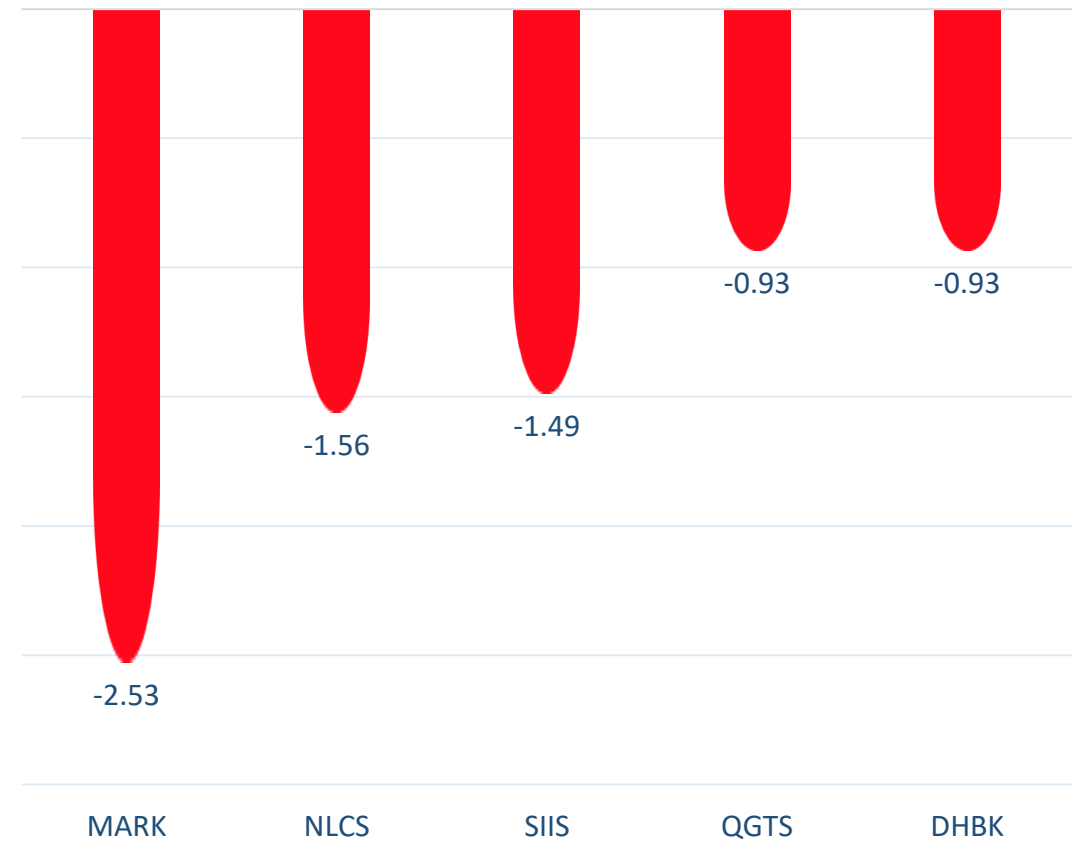
Nationality	Buy %	Sell %	Net
Qataris	60.83%	62.75%	-1.92%
GCC	4.08%	4.76%	-0.68%
Arab	9.54%	9.19%	0.36%
Foreigners	24.58%	21.95%	2.24%

Top 5 Companies bought (net) by **Foreigners** in the last session



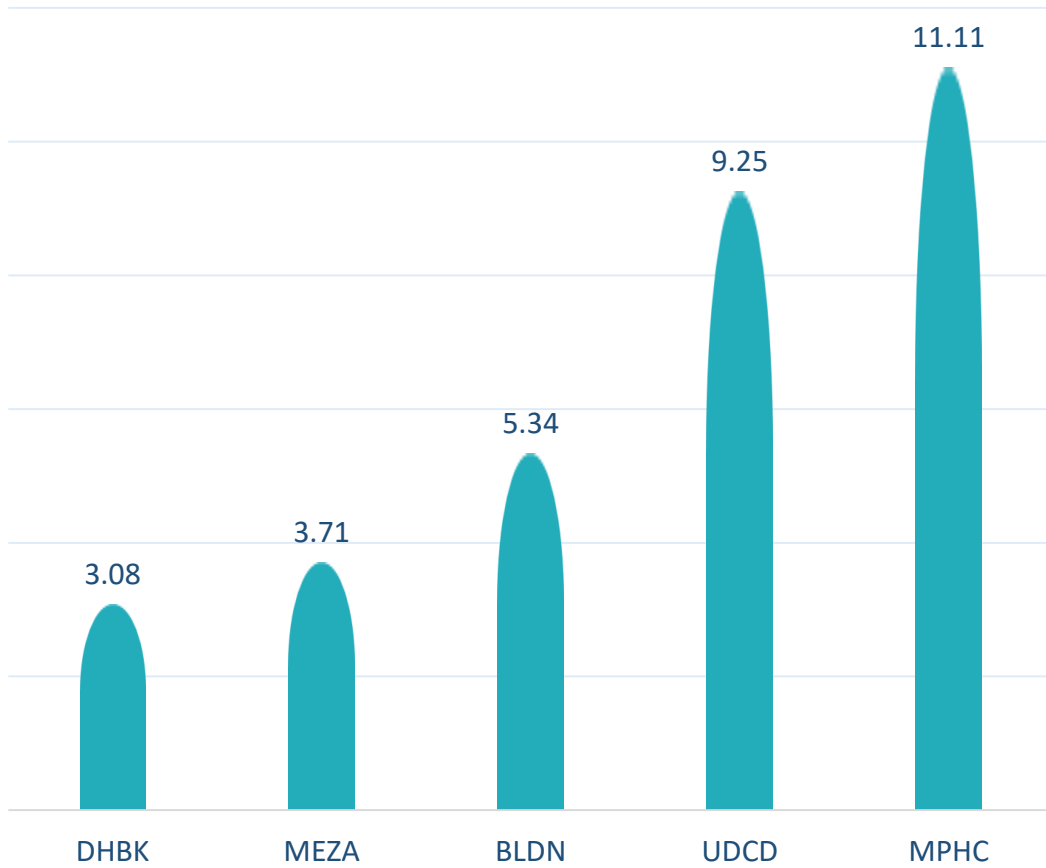
In million shares

Top 5 Companies sold (net) by **Foreigners** in the last session



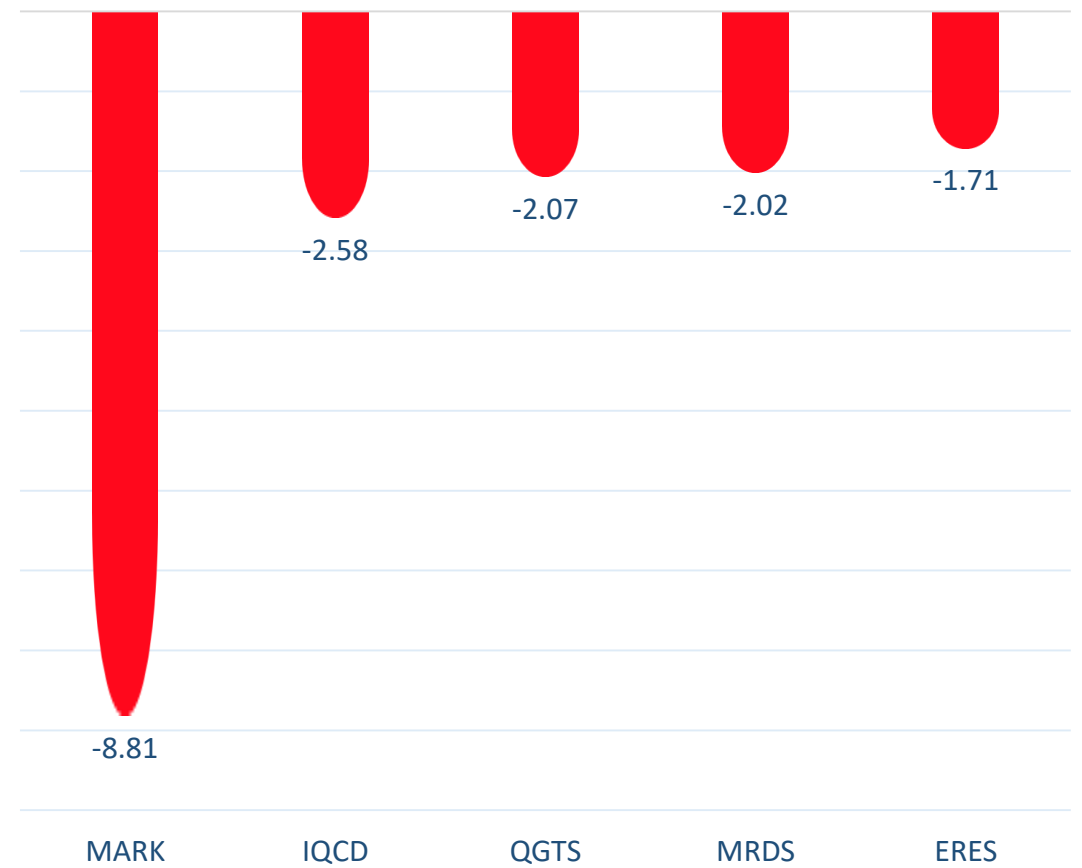
In million shares

Top 5 Companies bought (net) by **Foreigners** over the last 5 Sessions



In million shares

Top 5 Companies sold (net) by **Foreigners** over the last 5 Sessions



In million shares



The figures represent a change in the number of shares.

Daily Change: The net change between 13th and 12th of March trading sessions

Change for the last 5 sessions: The total daily net change for the last 5 sessions.

Change for the last 10 sessions: The total daily net change for the last 10 sessions.

Change for the last 20 sessions: The total daily net change for the last 20 sessions.

DISCLAIMER:

The information contained was obtained from various public sources believed to be reliable, but we do not guarantee its accuracy. Wasata Financial Securities makes no representations or warranties (express or implied) regarding the data and information provided and Wasata Financial Securities does not represent that the information content of this document is complete, or free from any error, not misleading, or fit for any particular purpose. This report document provides general information only. Neither the information nor any opinion expressed constitutes an offer or an invitation to make an offer, to buy or sell any securities or other investment products related to such securities or investments.

This report document contained is subject to change without prior notice. Wasata assumes no responsibility to update the information in this report document.



Prepared by Financial Advisory Department


للأوراق المالية
FINANCIAL SECURITIES

+974 44498880

ramzi.qasmieh@Wasata.qa